

PT: 006/REG-11-010 2011-01-11 00:12



233225

Vinod Kumar Singh

Handwritten signature/initials

25/3/12

**Dr. Krishna Prasad**  
 MD, PGDCC  
 Associate Consultant - Cardiology  
 Reg. No. G-40510

HR : 82 bpm  
 R-R : 730 ms  
 P-R : 190 ms  
 QRS : 100 ms  
 QT/QTc : 338/395 ms  
 P/QRS/T : 69/-20/67 °  
 RV5/SVI : 1.410/0.340 mV  
 RV3+SVI : 1.750 mV

--- Sinus Rhythm  
 --- Left Atrial Enlargement  
 --- T Abnormality/Flat T  
 --- Left Axis Deviation



Unconfirmed Report Verifiable

# Heart & General Clinic

Icure Heart & Diet Clinic, 402, Epsilon tower, opp Pasha bhai park, Race course, Vadodara

## :: PERSONAL HEALTH REPORT ::

Vinod Kumar Singh		*DATE 25/3/23
		SR. NO.
		SEX.
		AGE
		HEIGHT 172cm
		WEIGHT 73kg

### HISTORY


Present History : NO  
 Past Illness History : NO Diabetes/Hypertension/Tuberculosis/Asthma/Epilepsy  
 Past Occupational History : NO  
 Family History : NO  
 Personal History : NO  
 Addiction : NO Tobacco/Gutkha/Smoking/Alcohol

### GENERAL EXAMINATION

T.P.R. : 72/min B.P. : 126/82 mm Hg :  
 Pallor/Icterus/Cyanosis/Varicosity/Lymph Nodes/Thyroid/Oedema/NVE/Other :

### SYSTEMIC EXAMINATION

R.S. : NAD  
 C.V.S. : NAD  
 C.N.S. : NAD  
 A.S. : NAD  
 Musculo-skelet System : NAD



E.N.T. Ex.	NAD	ACUITY OF VISION		RT EYE		LT EYE	
		Without Glass	DISTANT	6/6	6/6	6/6	6/6
Dental Ex.	NAD		Near	6/6	6/6	6/6	6/6
		Skin Ex.		NAD	With Glass	DISTANT	6/6
Psychic Ex.	NAD		Near			6/6	6/6
		COLOUR BLINDNESS		NAD			

### REMARK

### ADVICE

The Worker is FIT/UNFIT for the assigned job.

Dr. Krish P. Vaidya  
 MD, PGDCC  
 Associate Consultant-Cardiology  
 Reg. No. G-50510

DR. KRISH VAIDYA

MD G-50510, CIH



ભારતીય વિશિષ્ટ ઓળખાણ પ્રાધિકરણ  
ભારત સરકાર  
Unique Identification Authority of India  
Government of India

નામાંકન ક્રમ સંખ્યા/ Enrolment No.: 2145/49621/02611

To  
વિનોદ કુમાર સિંઘ  
Vinod Kumar Singh  
S/O Jai Bahadur Singh  
502 - tower -D- 1  
aatmiya heights  
makarpura road  
OPP maneja crossing  
Vadodara  
Makarpura  
Vadodara Gujarat - 390014  
9426144984

Download Date: 08/09/2017

Generation Date: 05/08/2017

Validity: unknown

Digitally signed by  
UNIQUE IDENTIFICATION  
AUTHORITY OF INDIA  
Date: 2017.08.05 10:36  
E1



તમારો આધાર નંબર / Your Aadhaar No. :

**2635 9990 5827**

મારો આધાર, મારી ઓળખ



ભારત સરકાર  
Government of India



વિનોદ કુમાર સિંઘ  
Vinod Kumar Singh  
જન્મ તારીખ/DOB: 15/02/1971  
પુરુષ/ MALE

**2635 9990 5827**



મારો આધાર, મારી ઓળખ



Government of India



AADHAAR

સૂચના

- આધાર ઓળખાણનું પ્રમાણ છે, નાગરિકતાનું નહિ.
- ઓળખાણનું પ્રમાણ ઓનલાઇન ઓથેન્ટિકેશન દ્વારા પ્રાપ્ત કરો.
- આ ઇલેક્ટ્રોનિક પ્રક્રિયા દ્વારા બનાવેલા દસ્તાવેજ છે.

**INFORMATION**

- Aadhaar is a proof of identity, not of citizenship.
- To establish identity, authenticate online.
- This is electronically generated letter.

- આધાર દેશભરમાં માન્ય છે.
- આધાર ભવિષ્યમાં સરકારી અને બિન-સરકારી સેવાઓનો લાભ મેળવવામાં ઉપયોગી થશે.
- Aadhaar is valid throughout the country.
- Aadhaar will be helpful in availing Government and Non-Government services in future.



ભારતીય વિશિષ્ટ ઓળખાણ પ્રાધિકરણ  
Unique Identification Authority of India

Address:

S/O Jai Bahadur Singh, 502 -  
tower -D- 1, aatmiya heights, OPP  
maneja crossing, makarpura  
road, Vadodara, Vadodara,  
Gujarat - 390014

સરનામું :

S/O જય બહાદુર સિંઘ, 502 - ટાવર -ડી- 1,  
આત્મીયા હાઇટ્સ, માણેજ ક્રોસિંગ સામે,  
મકરપુરા રોડ, વડોદરા, વડોદરા,  
ગુજરાત - 390014

**2635 9990 5827**

1047

help@uidai.gov.in

www.uidai.gov.in



*(Handwritten signature)*





बैंक ऑफ़ बड़ोदा  
Bank of Baroda  
India's International Bank



नाम  
Name  
विनोद कुमार सिंह  
VINOD KUMAR SINGH

कार्यकारी अकूट क्र  
E.C. No. 181521

  
जारीकर्ता प्राधिकारी  
Issuing Authority

  
धारक के हस्ताक्षर  
Signature Holder's





# BARODA DIAGNOSTIC LABORATORY



\* 2 8 3 5 8 \*

Patient's name : Vinodkumar Singh  
 Age/Sex : 52 Years/Male  
 Referred by : C/o. I Cure Heart & Diet Clinic  
 Sample From : LAB  
 UHID :

Reg. ID : icure-892-19  
 Accession : 28358  
 Reg. Date : 25/03/2023  
 Collection Time : 25/03/2023 15:11

## COMPLETE BLOOD COUNT

Sample Type: EDTA

Test Name	Result	Units	Biological Reference Interval
<b>Blood Counts</b>			
Haemoglobin :	13.9	Gms%	13.5 - 18.0
Total R.B.C. :	<b>4.48</b>	mill/c.mm	4.7 - 6.0
Total W. B. C. :	6500	/cu mm	4000 - 10500
Platelet Count :	311000	/cu.mm	1,50,000 - 4,50,000
<b>Differential Count</b>			
Neutrophils :	61	%	40 - 70
Lymphocytes :	36	%	20 - 40
Eosinophils :	01	%	1 - 4
Monocytes :	02	%	2 - 6
Basophils :	00	%	0 - 01
<b>Blood Indices</b>			
P. C. V :	<b>37.0</b>	%	42 - 52
M. C. V. :	82.6	fl	78 - 100
M.C.H :	31.0	pg	27 - 31
M. C. H. C :	<b>37.6</b>	%	32 - 36
R.D.W :	12.5	%	11.5 - 14.0

### E.S.R.( Westergren Method )


After one hour : 6 mm 1 - 7

Remark : Sample received from I cure Heart & Diet Clinic

LAB

LAB USE ONLY (Entered by :AP

Enter Date/Time:25/03/2023 3:48 PM) (Verify by :OP



**Dr Harsh Pandya**

**Dr. Priya Kriplani**

Consultant Pathologist  
Reg. No.: G-32582

Consultant Pathologist  
Reg. No.: G-46004

302, Trivia Complex, Natubhai Circle, Race Course, Vadodara. ☎: +91 88660 09950 / 74050 09950 ✉: bdl95950@gmail.com

Laboratory results serve as an aid to diagnosis & should be interpreted in relation to clinical findings. Please refer back to laboratory in case of any discrepancy.



Scanned with OKEN Scanner



# BARODA DIAGNOSTIC LABORATORY



\* 2 8 3 5 8 \*

Patient's name : Vinodkumar Singh  
Age/Sex : 52 Years/Male  
Referred by : C/o. I Cure Heart & Diet Clinic  
Sample From : LAB  
UHID :

Reg. ID : icure-892-19  
Accession : 28358  
Reg. Date : 25/03/2023  
Collection Time : 25/03/2023 15:11

## RENAL FUNCTION TEST

Test Name	Result	Units	Biological Reference Interval
Urea :	21	mg/dl	10 - 50
Bun (Calculated) :	9.8	mg/dl	0 - 18
Creatinine :	0.98	mg/dl	0.4 - 1.5
Uricacid :	4.31	mg/dl	3.4 - 7.0
BUN CREAT RATIO :			10:1 - 20:1

Remarks : Sample received from I cure Heart & Diet Clinic

Done on Fully automated biochemistry analyser - COBAS C 111

## THYROID FUNCTION

Sample Type: Serum

Test Name	Result	Units	Biological Reference Interval
TOTAL T3 :	1.86	ng/ml	0.84 - 2.0
TOTAL T4 :	9.56	ug/dl	5.1 - 14.0
TSH :	3.09	mIU/L	0.25 - 5.0
Remark :	Sample received from I cure Heart & Diet Clinic		

Method : CLIA

LAB  
LAB USE ONLY (Entered by :AP

Enter Date/Time:25/03/2023 5:47:00 PM)



*Dr Harsh Pandya*  
Consultant Pathologist  
Reg. No.: G-32582

*Dr. Priya Kriplani*  
Consultant Pathologist  
Reg. No.: G-46004

302, Trivia Complex, Natubhai Circle, Race Course, Vadodara. ☎: +91 88660 09950 / 74050 09950 ✉: bdl95950@gmail.com

Laboratory results serve as an aid to diagnosis & should be interpreted in relation to clinical findings. Please refer back to laboratory report for details.



# BARODA DIAGNOSTIC LABORATORY



\* 2 8 3 5 8 \*

Patient's name : Vinodkumar Singh  
Age/Sex : 52 Years/Male  
Referred by : C/o. I Cure Heart & Diet Clinic  
Sample From : LAB  
UHID :

Reg. ID : icure-892-19  
Accession : 28358  
Reg. Date : 25/03/2023  
Collection Time : 25/03/2023 15:11

## PSA

Sample Type: Serum

Test Name	Result	Units	Biological Reference Interval
-----------	--------	-------	-------------------------------

PSA :	1.59	ng/ml	0 - 4.5
-------	------	-------	---------

Remarks :

Sample received from I cure Heart & Diet Clinic

Interpretation guide :

: PSA is a Glycoprotein found in prostate acinar cells,  
Ref. range <4.5 ng/ml. increased with age < 6.5 ng/ml, if more than  
70yrs.

\* Use:

-Monitor response to therapy of ca. prostate.  
-PSA of >100 ng/ml predicts bone metastasis with 73% positive  
predictive value.

\* Increased in ->

-Prostate cancer.  
-Prostatitis.  
-Prostatic ischemia (Sometime too high level).  
-Prostate massage.  
-Needle biopsy/TUR.  
-Indwelling catheter.  
-Vigorous bicycle exercise.  
-Radiation therapy.

Method :

Electrochemiluminescence Immunoassay "ECLIA"

LAB

LAB USE ONLY (Entered by :AP Enter Date/Time:25/03/2023 3:47:00 PM) (Verify by :OP1 Verify Date/Time:25/03/2023 4:00:00 PM)



**Dr Harsh Pandya**

(MD)

Consultant Pathologist

Reg. No.: G-32582

**Dr. Priya Kriplani**

(MD)

Consultant Pathologist

Reg. No.: G-46004

302, Trivia Complex, Natubhai Circle, Race Course, Vadodara. ☎ : +91 88660 09950 / 74050 09950 ✉ : bdl95950@gmail.com

Laboratory results serve as an aid to diagnosis & should be interpreted in relation to clinical findings. Please refer back to laboratory in case of any discrepancy.



Scanned with OKEN Scanner



# BARODA DIAGNOSTIC LABORATORY



\* 2 8 3 5 8 \*

Patient's name : Vinodkumar Singh  
Age/Sex : 52 Years/Male  
Referred by : C/o. I Cure Heart & Diet Clinic  
Sample From : LAB  
UHID :

Reg. ID : icure-892-19  
Accession : 28358  
Reg. Date : 25/03/2023  
Collection Time : 25/03/2023 15:11

## LIVER FUNCTION TEST

Sample Type: Serum

Test Name	Result	Units	Biological Reference Interval
S.G.P.T (ALT) :	15	U/L	0 - 40
S.G.O.T (AST) :	19	U/L	0 - 37
ALK.PHOSPHATASE :	60	U/L	40 - 130
G.G.T :	11.0	U/L	8 - 78
<b><u>Bilirubin</u></b>			
Total :	0.40	mg/dl	0.2 - 1.0
Direct :	0.20	mg/dl	0 - 0.6
Indirect :	0.2	mg/dl	0 - 0.5
<b><u>Serum Proteins</u></b>			
Total Protein :	6.99	gms/dl	6.4 - 8.3
Albumin :	4.05	gms/dl	3.8 - 4.4
Globulins :	2.94	gms/dl	2.3 - 3.5
A/G Ratio :	1.38		0.9 - 2.9

Done on Fully automated biochemistry analyser - COBAS C 111

*Dr. Priya Kriplani*

LAB  
LAB USE ONLY (Entered by : AP Enter Date/Time: 25/03/2023 3:47:00 PM) (Verify by : OP1 Verify Date/Time: 25/03/2023 4:00:00 PM)



**Dr Harsh Pandya**  
(MD)  
Consultant Pathologist  
Reg. No.: G-32582

**Dr. Priya Kriplani**  
(MD)  
Consultant Pathologist  
Reg. No.: G-46004

302, Trivia Complex, Natubhai Circle, Race Course, Vadodara. ☎: +91 88660 09950 / 74050 09950 ✉: bdl95950@gmail.com

Laboratory results serve as an aid to diagnosis & should be interpreted in relation to clinical findings. Please refer back to laboratory in case of any discrepancy.



Scanned with OKEN Scanner





# BARODA DIAGNOSTIC LABORATORY



\* 2 8 3 5 8 \*

Patient's name : Vinodkumar Singh  
Age/Sex : 52 Years/Male  
Referred by : C/o. I Cure Heart & Diet Clinic  
Sample From : LAB  
UHID :

Reg. ID : icure-892-19  
Accession : 28358  
Reg. Date : 25/03/2023  
Collection Time : 25/03/2023 15:11

## HbA1C REPORT

Sample Type: EDTA

Test Name	Result	Units	Biological Reference Interval
HbA1C :	5.25	%	Excellent control: 4.2-6.2 Good Control : 6.3-7.2 Fair Control : 7.3-8.2 Poor Control : >8.3
Mean Blood Glucose levels : of last 03months	104.0	mg/dl	

### NOTE

\*As per the new 2009 update of American Diabetes Association regarding HbA1C & Mean Blood Glucose relationship.

This test is used to monitor diabetic patients compliance with the therapeutic regimen and long term blood glucose control. It's level is proportional to both the average blood glucose concentration and the life span of the red blood cells (RBC) in circulation. HbA1c values are free of day to day glucose fluctuations and are unaffected by exercise or recent food intake.

*Dr. Priya Kriplani*

LAB

LAB USE ONLY (Entered by :AP Enter Date/Time:25/03/2023 3:48:00 PM) (Verify by :OP1 Verify Date/Time:25/03/2023 4:00:00 PM)

BARODA DIAGNOSTIC LABORATORY



**Dr Harsh Pandya**  
(MD)  
Consultant Pathologist  
Reg. No.: G-32582

**Dr. Priya Kriplani**  
(MD)  
Consultant Pathologist  
Reg. No.: G-46004

302, Trivia Complex, Natubhai Circle, Race Course, Vadodara. ☎: +91 88660 09950 / 74050 09950 ✉: bdl95950@gmail.com

Laboratory results serve as an aid to diagnosis & should be interpreted in relation to clinical findings. Please refer back to laboratory in case of any discrepancy.



Scanned with OKEN Scanner



# BARODA DIAGNOSTIC LABORATORY



Patient's name : Vinodkumar Singh  
Age/Sex : 52 Years/Male  
Referred by : C/o. I Cure Heart & Diet Clinic  
Sample From : LAB  
UHID :

Reg. ID : icure-892-19  
Accession : 28358  
Reg. Date : 25/03/2023  
Collection Time : 25/03/2023 15:11

## URINE ANALYSIS

Test Name	Result	Units	Biological Reference Interval
Colour :	Pale Yellow		Pale Yellow
Transparency :	Clear.		Clear
Reaction :	6.5		4.6 - 8.0
Specific Gravity :	1.010		1.016 - 1.022
<b><u>Chemical Examination</u></b>			
Protein :	Absent		Absent
Blood	Absent		Absent
Sugar :	Absent		Absent
Acetone :	Absent		Absent
Bile Salts :	Absent		Absent
Bile Pigments :	Absent		Absent
Urobilogen :	Absent		Absent
Nitrites :	Absent		Absent
<b><u>Microscopic Examination</u></b>			
Red blood Cells :	Absent		Absent
Pus Cells :	Absent		Absent
Epithelial Cells :	Few	/h.p.f	< 10.0
Amorphous material :	Absent		Absent
Bacteria :	Absent		Absent
Crystals :	Absent		Absent
Casts :	Absent		Absent
Fungus	Absent		Absent
Remarks :	Sample received from I cure Heart & Diet Clinic		



*Dr Harsh Pandya*  
(MD)  
Consultant Pathologist

*Dr. Priya Kriplani*  
(MD)  
Consultant Pathologist

LAB

LAB USE ONLY (Entered by :AP Enter Date/Time:25/03/2023 3:48:00 PM) (Verify by :OP1 Reg. No: G-37582 Verify Date/Time:25/03/2023 4:06:30 PM): G-46004

302, Trivia Complex, Natubhai Circle, Race Course, Vadodara. ☎ : +91 88660 09950 / 74050 09950 ✉ : bdl95950@gmail.com

Laboratory results serve as an aid to diagnosis & should be interpreted in relation to clinical findings. Please refer back to laboratory in case of any discrepancy.



Scanned with OKEN Scanner



# BARODA DIAGNOSTIC LABORATORY



\* 2 8 3 5 7 \*

Patient's name : Vinodkumar Singh  
Age/Sex : 52 Years/Male  
Referred by : C/o. I Cure Heart & Diet Clinic  
Sample From : LAB  
UHID :

Reg. ID : icure-891-19  
Accession : 28357  
Reg. Date : 25/03/2023  
Collection Time : 25/03/2023 15:10

## LIPID PROFILE


Sample Type: Serum

Test Name	Result	Units	Biological Reference Interval
Cholesterol :	172	mg/dl	0 - 200
Triglyceride :	<b>281</b>	mg/dL	0 - 150
HDL - Cholesterol :	40	mg/dL	35 - 65
LDL - Cholesterol :	102	mg/dL	0 - 130
VLDL - Cholesterol :	<b>56.2</b>	mg/dL	0 - 30
Total Cholesterol/HDL Ratio :	4.30		1 - 6
LDL / HDL Cholesterol Ratio :	2.55		0 - 3.5
Remarks :	Sample received from I cure Heart & Diet Clinic		

Done on Fully automated biochemistry analyser - COBAS C 111

*Dr. Priya Kriplani*

LAB  
LAB USE ONLY (Entered by: AP Enter Date/Time: 25/03/2023 5:31:00 PM) (Verify by: OP1 Verify Date/Time: 25/03/2023 5:41:00 PM)



**Dr Harsh Pandya**  
(MD)  
Consultant Pathologist  
Reg. No.: G-32582

**Dr. Priya Kriplani**  
(MD)  
Consultant Pathologist  
Reg. No.: G-46004

302, Trivia Complex, Natubhai Circle, Race Course, Vadodara. ☎: +91 88660 09950 / 74050 09950 ✉: bdl95950@gmail.com

Laboratory results serve as an aid to diagnosis & should be interpreted in relation to clinical findings. Please refer back to laboratory in case of any discrepancy.



Scanned with OKEN Scanner

  
**Heart & General Clinic**

iCure Heart& Diet Clinic, 402, Epsil on tower, opp Pasha bhai park, Race course, Vadodara

**Name** : VINOD KUMAR SINGH  
**Ref By** : ICURE HEART & DIET CLINIC

**Age/Sex** : 52 Yrs./M  
**Date** : 25/03/2023  
**Report ID.** : 18

**HAEMOGRAM PROFILE**

<u>TEST</u>	<u>RESULT</u>
Blood Group	: " O "
Rh Factor (Anti D.)	: " POSITIVE "

**BIOCHEMISTRY**

**FASTING (FBS)**

Blood Glucose : 105.0 mg/dL 70 - 110 mg/dL

**POST-PRANDIAL**

Blood Glucose : 112.0 mg/dL 80 - 140 mg/dL

*Done By Fully Auto Analyzer MIURA, A-1004*

END OF REPORT



  
**Heart & General Clinic**

**2D Echocardiography & Color Doppler Report**

iCure Hear care, 402, Epsilon tower, opp Pasha bhai park, Race course, Vadodara

**Patient Name: Mr Vinod Kumar Singh**

**Dates: 25 / 03 / 2023**

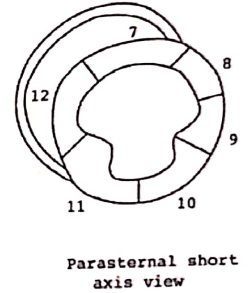
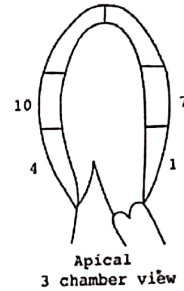
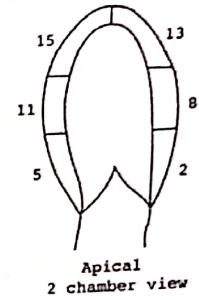
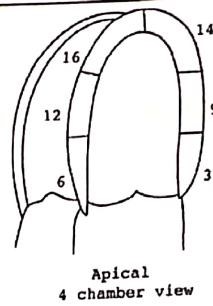
**Age Gender: male - 52 Years**

**M. Mode Study:**

<b>LA</b>	<b>36</b>	<b>IVS</b>	<b>10</b>	<b>PWD</b>	<b>10</b>
<b>AO</b>	<b>25</b>	<b>LVDs</b>	<b>26</b>	<b>LVDd</b>	<b>48</b>

**Doppler Study:**

<b>Mitral Valve</b>	<b>E: 0.85 A: 0.62</b>
<b>Aortic Valve</b>	<b>Normal</b>
<b>Tricuspid Valve</b>	<b>Normal</b>
<b>Pulmonary Valve</b>	<b>Normal</b>



**Conclusion:**

- **Normal LV Systolic function**
- **LVEF: 60 % ,No RWMA**
- **Cardiac Chambers: Normal**
- **Diastolic function: Normal**
- **TR: No PAH: No RVSP: 15mmhg**
- **No Ms , No MR**
- **No AR , No AS**
- **ASD/VSD/PDA/Co-A : No**
- **No Clots or vegetations found**
- **IVC: 09mm size with Normally collapsive**



**Dr. Krish P Vaidya**  
MD, PGDCC  
Associate Consultant-Cardiology  
Reg.No.G-50510

**Note:**

Normal 2D echo report does not rule out cardiac diseases  
this report shall not be used for Medico legal purposes,  
Clinical Correlation advisable.

**Dr. Krish P Vaidya**  
Consultant Cardiologist, Diabetologis  
& General Physician

  
**Heart & General Clinic**

NAME : Mr Vinod Kumar Singh	AGE : 52Y/M	DATE : 25/03/2023
-----------------------------	-------------	-------------------

**ULTRASONOGRAPHY OF WHOLE ABDOMEN**  
(Screening Only)

**Liver** is normal in size and echotexture and shows normal parenchymal reflectivity. No focal lesion is seen. Hepatic veins appear normal. There is no evidence of any dilated intra hepatic biliary radicals.

**Portal Vein** appears normal in diameter.

**Common Bile Duct** is of normal diameter.

**Gallbladder** is physiologically distended with normal wall thickness. **There is evidence of 9.2mm gallstones in mid of body.** No evidence of peri-cholecystic fluid or probe tenderness.

**Pancreas** is normal in size and shows homogenous reflectivity. There is no evidence of any calcification or ductal dilatation.

**Spleen** is normal size and shows a homogenous echotexture. There is no evidence of any focal lesion.

**Both Kidneys** are normal in position and size. They show normal cortical reflectivity and cortico-medullary distinction. Right kidney measures 80x41mm. Left kidney measures 87x42mm. There is no evidence of calculi, hydronephrosis or mass seen.

**Bladder** is well distended and shows normal wall thickness. No evidence of intra-luminal mass or calculi.

**Prostate gland** is normal in size . it has smooth outlines and normal reflectivity


There is no evidence of ascites.

No evidence of any gross bowel mass seen.

No evidence of any aorto-caval or mesenteric root lymphadenopathy.

No mass or collection in right iliac fossa.

Conclusion : **Cholelithiasis.**



*Dr. Krish P. Vaidya*  
MD, PGDCC  
Associate Consultant-Cardiology  
Reg.No.G-50510

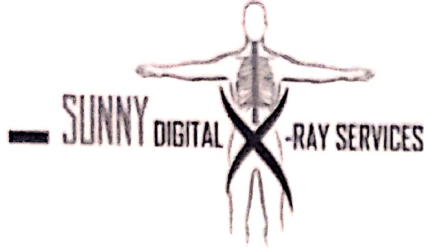
*Mehul Prajapati*

**DR. MEHUL PRAJAPATI**  
CONSULTANT RADIOLOGIST



 **iCure™**  
**Heart & General Clinic**

iCure Heart& Diet Clinic, 402, Epsil on tower, opp Pasha bhai park, Race course, Vadodara



Sunny K. Machhi  
+91 87585 30074  
+91 83205 61551  
sunnydigitalxray@yahoo.com

NAME	VINODKUMAR SINGH	AGE/SEX	52/MALE
REF BY	I cure heart&diet clinic	DATE	25-03-2023

**X-RAY CHEST PA VIEW**

BOTH LUNG FIELDS ARE NORMAL.

BOTH COSTOPHRENIC RECESS ARE CLEAR.

CARDIAC CONFIGURATION IS NORMAL.

MEDIASTINUM AND BONY THORACIC CAGE REVEAL NO ABNORMALITY.

IMPRESSION : NORMAL LUNGS HEART AND MEDIASTINUM

**DR.HIMANI VIRAPARA**  
Regn. No: G.28771  
M.D. [Radiodiagnosis]  
(CONSULTANT RADIOLOGIST)

