



HEALTH CHECK-UP SUMMARY

Name: Delsi Khodawala

Date: 11/02/2023

Email ID:

Sex: F Age: 26 Years Contact No: 8200085610 Remarks:

| | |
|--------------|-------------------------------------|
| Under-weight | <input type="checkbox"/> |
| Normal | <input type="checkbox"/> |
| Over-weight | <input checked="" type="checkbox"/> |

i> BMI

Height (in Cm): 160 Weight (in Kg): 76 BMI: 29.7

ii> Blood Pressure & Pulse

110/70 mm/hg
78 /min.

If high or low, whether the person is on medication: YES / NO

iii> Blood Tests & Lung Function Remarks

RS
CRS
CRS }

If abnormal, whether the person is on medication: YES / NO

iv> Eye Test Remarks

Eye Test: R/G/G L/G/G
Color Vision: Normal

v> Heart Disease

Whether any specific heart ailment detected (ECG findings):
Normal

vi> Any other problems needing attention / Overall Assessment:

NO

Dr. Chirag Patel
M.B.B.S. G-49432

(Signature)
Signature of the Doctor

D.V. Khodawala

0261 2747788, 9825947712

4th Floor, Aqua Corridor, Hazira Road, Adajan Pal, Surat-395009.

revivaldiagnostics.surat@gmail.com

www.revivaldiagnostics.com



NAME: Delsi Khodawala SEX: F
BIRTHDATE: 23/06/1996 AGE: 26



DEPARTMENT OF OPHTHALMOLOGY

EYE TEST:



1. VISION:

RIGHT EYE - 6/6
LEFT EYE - 6/6

2. COLOR VISION:

RIGHT EYE - 
LEFT EYE - 

3. FUNDUS:

RIGHT EYE - 
LEFT EYE - 

REMARKS:

D.V. Khodawala

Revival Diagnostic
401, Aqua Corridor,
B/s. Star Bazar, Surat-395009
Ophthalmologist/Optomtrist



0261 2747788, 9825947712



4TH Floor, Aqua Corridor, Hazira Road, Adajan Pal, Surat-395009.



revivaldiagnostics.surat@gmail.com



www.revivaldiagnostics.com



REVIVAL DIAGNOSTICS

Dental Assessment Form

NAME
AGE

Delsi Khadawala
26

DATE
SEX

11/02/2023
F

* CHIEF COMPLAINT

- A CLINICAL FEATURES :- normal
- 1 CAVIES :- }
2 MISSING TOOTH :- } NO
3 MALOCCLUSION :- }
4 FILLING :- }
- B DIAGNOSIS :- (N)
- C PERSONAL HISTORY :- Hygiene
- D PROVISIONAL D/G :- (N)
- E MEDICAL HISTORY :- NO
- F FINAL D/G :- normal
- G TREATMENT PLAN :- NO

CLINT SIGN

Ⓞ D.V. Khadawala

Revival Diagnostic

401, Aqua Corridor,
B/s. Star Bazar, Surat-395009
Mo. 91062-28601



0261 2747788, 9825947712



4th Floor, Aqua Corridor, Hazira Road, Adajan Pal, Surat-395009.



revivaldiagnostics.surat@gmail.com




www.revivaldiagnostics.com

This Medical Report Is Not Intended For Medico-legal Purposes.
Laboratory Test Results Are Subject To Technical Limitation And Should
Be Clinically Correlate For Final Diagnosis



REVIVAL DIAGNOSTICS



| | | | |
|-----------------|--|---------------------|-----------------------------|
| Name | DELSI V KHADAWALA | Age/Gender | 26Yrs/Female |
| Reg No. | 1315/23 | Receipt No | 5682 |
| Referred By | BOB - MEDI WHEEL(PKG10000241) | Mode of Payment | CREDIT |
| Collection Type | CENTER | Collection DateTime | 11-Feb-2023 08:29 AM |

BLOOD GROUP - 11022332 Released at 11-Feb-2023 01:19 PM

| Parameter | Result | Biological Ref.Range | Method |
|--------------|----------|----------------------|--------|
| -Blood Group | "AB" | | |
| -Rh Factor | POSITIVE | | |

CBC - 11022330 Released at 11-Feb-2023 11:22 AM

| Parameter | Result | Biological Ref.Range | Method |
|------------------|-----------------------|--------------------------------|--------|
| -Haemoglobin | 8.1 gm/dL | L (12 - 16 gm/dL) | Auto |
| -RBC Count | 4.07 mill/cumm | L (4.2 - 5.4 mill/cumm) | Auto |
| -Total WBC Count | 4700 /cumm | (4000 - 10000 /cumm) | Auto |
| -Platelet Count | 3.98 lakh/cumm | (1.5 - 4.5 lakh/cumm) | Auto |

Blood Indices

| | | | |
|-------|-------------------|--------------------------|------|
| -HCT | 27.6 % | L (40 - 55 %) | Auto |
| -MCV | 67.7 fl | L (80 - 92 fl) | Auto |
| -MCH | 19.8 pg | L (27 - 31 pg) | Auto |
| -MCHC | 29.2 gm/dL | L (32 - 36 gm/dL) | Auto |
| -RDW | 16.1 % | H (11 - 15 %) | Auto |

Diff WBC Count

| | | | |
|---------------------|---------------------------------|-------------|-----------------|
| -Polymorphs | 60 % | (40 - 80 %) | Microscopically |
| -Lymphocytes | 35 % | (20 - 40 %) | Microscopically |
| -Eosinophils | 03 % | (1 - 6 %) | Microscopically |
| -Monocytes | 02 % | (2 - 7 %) | Microscopically |
| -Basophils | 00 % | (0 - 1 %) | Microscopically |
| -PLATELET ON SMEAR | Adequate | | Microscopically |
| -MALARIAL PARASITES | Malarial Parasites Not Detected | | Microscopically |

[Test performed on Fully Automated Hematology Analyzer ERBA H-360]

Revival Diagnostics

401-Aqua Corridor,
Beside Star Bazar, Adajan,
Surat-395009. Mo. 9825947712

Dr. Shivangi Gandhi

M.B.B.S, M.D (Pathology)

revivaldiagnostics.surat@gmail.com



0261 2747788, 9825947712



4TH Floor, Aqua Corridor, Hazira Road, Adajan Pal, Surat-395009.



revivaldiagnostics.surat@gmail.com




www.revivaldiagnostics.com

This Medical Report Is Not Intended For Medico-legal Purposes.
Laboratory Test Results Are Subject To Technical Limitation And Should
Be Clinically Correlate For Final Diagnosis



REVIVAL DIAGNOSTICS



| | | | |
|-----------------|--|---------------------|-----------------------------|
| Name | DELSI V KHADAWALA | Age/Gender | 26Yrs/Female |
| Reg No. | 1315/23 | Receipt No | 5682 |
| Referred By | BOB - MEDI WHEEL(PKG10000241) | Mode of Payment | CREDIT |
| Collection Type | CENTER | Collection DateTime | 11-Feb-2023 08:29 AM |

ESR - 11022330 Released at 11-Feb-2023 11:59 AM

| Parameter | Result | Biological Ref.Range | Method |
|-----------|----------|----------------------|--------|
| -E.S.R | 14 mm/hr | (3 - 15 mm/hr) | |



Revival Diagnostics
401-Aqua Corridor,
Beside Star Bazar, Adajan,
Surat-395009. Mo. 9825947712

Dr. Shivangi Gandhi

M.B.B.S., M.D (Pathology)



0261 2747788, 9825947712



4TH Floor, Aqua Corridor, Hazira Road, Adajan Pal, Surat-395009.



revivaldiagnostics.surat@gmail.com



www.revivaldiagnostics.com

This Medical Report Is Not Intended For Medico-legal Purposes.
Laboratory Test Results Are Subject To Technical Limitation And Should
Be Clinically Correlate For Final Diagnosis



REVIVAL DIAGNOSTICS



| | | | |
|-----------------|--------------------------------------|---------------------|-----------------------------|
| Name | DELSI V KHADAWALA | Age/Gender | 26Yrs/Female |
| Reg No. | 1315/23 | Receipt No | 5682 |
| Referred By | BOB - MEDI WHEEL(PKG10000241) | Mode of Payment | CREDIT |
| Collection Type | CENTER | Collection DateTime | 11-Feb-2023 08:29 AM |

FBS & PPBS - 11022331 Released at 11-Feb-2023 01:36 PM

| Parameter | Result | Biological Ref.Range | Method |
|----------------------------|-----------|---|--------|
| -Fasting Blood Sugar (FBS) | 91 mg/dL | 70-100 mg/dl Impaired Tolerance:100-125 Diabetes Mellitus:>=126 (On more than one occasion) (American diabetes association guidelines 2022) | |
| -Fasting Urine Sugar | Absent | | |
| -Fasting Urine Acetone | Absent | | |
| -PPBS | 113 mg/dL | (90 - 140 mg/dL) | |
| -PP2BS URINE SUGAR | Absent | | |
| -PP2BS URINE ACETONE | Absent | | |

HBA1C - 11022330 Released at 11-Feb-2023 02:48 PM

| Parameter | Result | Biological Ref.Range | Method |
|-----------|--------|---|-------------------|
| -HBA1C | 5.2 % | HbA1C Degree of Glucose Control <5.6 % Non Diabetics 5.7 - 6.4 % Prediabetics > =6.5 % Diabetics (REF:Wallace, 11th Edition) REMARKS: 6 - 7 % Excellent Control 7 - 8 % Good Control 8 - 10 % Unsatisfactory Control >10 % Poor Control | Boronate Affinity |
| -Method[] | | High Performance Liquid Chromatography (HPLC) | |

Revival Diagnostics

401-Aqua Corridor,
Beside Star Bazar, Adajan,
Surat-395009. Mo. 9825947712

Dr. Shivangi Gandhi

M.B.B.S, M.D (Pathology)

revivaldiagnostics.surat@gmail.com

www.revivaldiagnostics.com



0261 2747788, 9825947712



4TH Floor, Aqua Corridor, Hazira Road, Adajan Pal, Surat-395009.





| | | | |
|-----------------|--|---------------------|-----------------------------|
| Name | DELSI V KHADAWALA | Age/Gender | 26Yrs/Female |
| Reg No. | 1315/23 | Receipt No | 5682 |
| Referred By | BOB - MEDI WHEEL(PKG10000241) | Mode of Payment | CREDIT |
| Collection Type | CENTER | Collection DateTime | 11-Feb-2023 08:29 AM |

LIVER FUNCTION TEST (LFT) - 11022332 Released at 11-Feb-2023 01:32 PM

| Parameter | Result | Biological Ref.Range | Method |
|---------------------------|------------|----------------------|---|
| -Serum Total Bilirubin | 0.6 mg/dL | (0 - 1.3 mg/dL) | Diazo |
| -Serum Direct Bilirubin | 0.2 mg/dL | (0 - 0.4 mg/dL) | Diazo |
| -Serum InDirect Bilirubin | 0.4 mg/dL | (0.1 - 1.3 mg/dL) | Calculated |
| -Total Protein (TP) | 6.8 gm/dL | (6.4 - 8.3 gm/dL) | Biuret |
| -Albumin (ALB) | 3.7 gm/dL | (3.5 - 5.2 gm/dL) | BCG |
| -Globulin | 3.1 gm/dL | (2.3 - 3.6 gm/dL) | Calculated |
| -A/G Ratio | 1.19 gm/dL | (1 - 2.3 gm/dL) | Calculated |
| -SGPT(ALT) | 11 U/L | (5 - 45 U/L) | IFCC, Kinetic without Pyridoxal Phosphate |
| -SGOT (AST) | 9 U/L | (0 - 35 U/L) | IFCC, Without Pyridoxal Phosphate |
| -Alkaline Phosph. | 48 U/L | (42 - 128 U/L) | ALP-AMP |
| -GGT | 13 U/L | (5 - 50 U/L) | Glupa-C |

[Test performed on Fully Automated Biochemistry Analyzer ERBA EM200]



Revival Diagnostics

401-Aqua Corridor,
Beside Star Bazar, Adajan,
Surat-395009. Mo. 9825947712

Dr. Shivangi Gandhi

M.B.B.S, M.D (Pathology)

revivaldiagnostics.surat@gmail.com



0261 2747788, 9825947712



4th Floor, Aqua Corridor, Hazira Road, Adajan Pal, Surat-395009.



www.revivaldiagnostics.com



REVIVAL DIAGNOSTICS



| | | | |
|-----------------|---|---------------------|-----------------------------|
| Name | DELSI V KHADAWALA | Age/Gender | 26Yrs/Female |
| Reg No. | 1315/23 | Receipt No | 5682 |
| Referred By | BOB - MEDI WHEEL(PKG1000241) | Mode of Payment | CREDIT |
| Collection Type | CENTER | Collection DateTime | 11-Feb-2023 08:29 AM |

Creatinine - 11022332 Released at 11-Feb-2023 01:32 PM

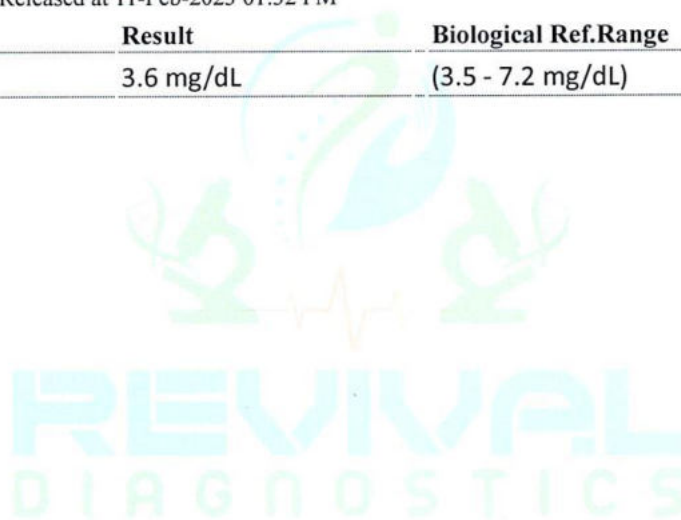
| Parameter | Result | Biological Ref.Range | Method |
|-------------|-----------|----------------------|-----------|
| -Creatinine | 0.6 mg/dL | (0.6 - 1.14 mg/dL) | ENZYMATIC |

BUN - 11022332 Released at 11-Feb-2023 12:29 PM

| Parameter | Result | Biological Ref.Range | Method |
|----------------------------|----------|----------------------|------------|
| -Blood Urea Nitrogen (BUN) | 10 mg/dL | (6 - 20 mg/dL) | Calculated |

Uric Acid - 11022329 Released at 11-Feb-2023 01:32 PM

| Parameter | Result | Biological Ref.Range | Method |
|------------|-----------|----------------------|-------------|
| -Uric Acid | 3.6 mg/dL | (3.5 - 7.2 mg/dL) | Uricase-POD |



Revival Diagnostics

401-Aqua Corridor,
Beside Star Bazar, Adajan,
Surat-395009. Mo: 9825947712

Dr. Shivangi Gandhi

M.B.B.S, M.D (Pathology)

revivaldiagnostics.surat@gmail.com



0261 2747788, 9825947712



4TH Floor, Aqua Corridor, Hazira Road, Adajan Pal, Surat-395009.



www.revivaldiagnostics.com

This Medical Report Is Not Intended For Medico-legal Purposes.
Laboratory Test Results Are Subject To Technical Limitation And Should
Be Clinically Correlate For Final Diagnosis



REVIVAL DIAGNOSTICS



| | | | |
|-----------------|--|---------------------|-----------------------------|
| Name | DELSI V KHADAWALA | Age/Gender | 26Yrs/Female |
| Reg No. | 1315/23 | Receipt No | 5682 |
| Referred By | BOB - MEDI WHEEL(PKG10000241) | Mode of Payment | CREDIT |
| Collection Type | CENTER | Collection DateTime | 11-Feb-2023 08:29 AM |

Lipid Profile - 11022332 Released at 11-Feb-2023 01:32 PM

| Parameter | Result | Biological Ref.Range | Method |
|---------------------|-----------|---|---------------------------------------|
| -Serum Cholesterol | 156 mg/dL | Desirable < 200 mg/dl Borderline High : 200-239 mg/dl High : > 240 mg/dl | CHOD-PAP |
| -Serum Triglyceride | 93 mg/dL | Normal < 150 mg/dl Borderline High : 150 - 159 mg/dl High : 200 - 499 mg/dl Very High : 500 mg/dl | GPO-POD Method |
| -Serum HDLD(Direct) | 44 mg/dL | Normal :> 55 mg/dl Borderline : 35-55 mg/dl Undesirable: < 35 mg/dl | PVS-PEGME Precipitation with CHOD-POD |
| -Serum VLDL | 19 mg/dL | (5 - 30 mg/dL) | Calculated |
| -Serum LDL(Direct) | 93 mg/dL | Optimal:< 100 mg/dl Above Optimal : 100- 129 mg/dl Borderline High : 130-159 mg/dl High : > 160-189mg/dl Very High : >190 mg/dl | Calculated |
| -Chol/HDL | 3.55 | Low risk: <3.8 Medium Risk: 3.8 to 5.9 High Risk: > 6 | Calculated |
| -LDL/Chol | 1.67 | Low risk: <3.55 Medium Risk: 3.55 to 4.0 High Risk: > 6 | Calculated |

[Test performed on Fully Automated Biochemistry Analyzer ERBA EM200]

Revival Diagnostics
401-Aqua Corridor,
Beside Star Bazar, Adajan,
Surat-395009. Mo. 9825947712

Dr. Shivangi Gandhi

M.B.B.S, M.D (Pathology)

revivaldiagnostics.surat@gmail.com



0261 2747788, 9825947712



4TH Floor, Aqua Corridor, Hazira Road, Adajan Pal, Surat-395009.



revivaldiagnostics.surat@gmail.com



www.revivaldiagnostics.com

This Medical Report Is Not Intended For Medico-legal Purposes.
Laboratory Test Results Are Subject To Technical Limitation And Should
Be Clinically Correlate For Final Diagnosis



| | | | |
|-----------------|--|---------------------|-----------------------------|
| Name | DELSI V KHADAWALA | Age/Gender | 26Yrs/Female |
| Reg No. | 1315/23 | Receipt No | 5682 |
| Referred By | BOB - MEDI WHEEL(PKG10000241) | Mode of Payment | CREDIT |
| Collection Type | CENTER | Collection DateTime | 11-Feb-2023 08:29 AM |

Urine Routine & Micro Examination - 11022334 Released at 11-Feb-2023 12:39 PM

| Parameter | Result | Biological Ref.Range | Method |
|---------------------------------------|-------------|----------------------|-------------------------|
| <u>Physical Examination</u> | | | |
| -Quantity | 30 | | Manual |
| -Colour | Pale Yellow | Pale Yellow | Manual |
| -Appearance | Clear | Clear | Manual |
| -Reaction (pH) | Acidic | | Dipstick |
| -Specific Gravity | 1.030 | | Dipstick |
| <u>Chemical Examination</u> | | | |
| -Proteins. | Absent | | Dipstick |
| -Sugar | Absent | | Dipstick |
| -Acetone. | Absent | | Dipstick |
| -Bile Salts | Absent | Absent | Dipstick |
| -Bile Pigments | Absent | Absent | Dipstick |
| -Occult Blood Test (OBT). | Negative | | Dipstick |
| <u>Microscopic Examination</u> | | | |
| -Pus Cells | 2-3 | | Microscopically |
| -Red Blood Cells | Absent | | Microscopically |
| -Epithelial Cells | 1-2 | | Microscopically |
| -Bacteria. | Absent | | Microscopically |
| -Crystals | Absent | Absent | Microscopically |
| -Others | NIL | Absent | Microscopic Examination |

Revival Diagnostics
401-Aqua Corridor,
Beside Star Bazar Adajan,
Surat-395009. Mo. 9825947712

Dr. Shivangi Gandhi

M.B.B.S, M.D (Pathology)

revivaldiagnostics.surat@gmail.com



0261 2747788, 9825947712



4TH Floor, Aqua Corridor, Hazira Road, Adajan Pal, Surat-395009.



revivaldiagnostics.surat@gmail.com



www.revivaldiagnostics.com



REVIVAL DIAGNOSTICS



| | | | |
|-----------------|--|----------------------|-----------------------------|
| Name | DELSI V KHADAWALA | Age/Gender | 26Yrs/Female |
| Reg No. | 1315/23 | Receipt No | 5682 |
| Referred By | BOB - MEDI WHEEL(PKG10000241) | Mode of Payment | CREDIT |
| Collection Type | CENTER | Collection Date/Time | 11-Feb-2023 08:29 AM |

Total T3 T4 TSH - 11022332 Released at 11-Feb-2023 12:16 PM

| Parameter | Result | Biological Ref.Range | Method |
|-----------|-------------|---|---------------------------------|
| -Total T3 | 0.96 ng/ml | (0.87 - 1.78 ng/ml) | Fluorescence Enzyme Immunoassay |
| -Total T4 | 4.63 ug/dl | (4.6 - 11 ug/dl) | Fluorescence Enzyme Immunoassay |
| -TSH | 1.14 uIU/ml | 0.50 - 5.50 uIU/ml 5.5 to 15 uIU/ml - Suggested Clinical co-relation or Repeat test with new sample as physiological factors can give falsely high TSH Above 15uIU/ml Hypothyroid PREGNANT WOMEN normal ranges for TSH: 1st Trimester : 0.0878 - 2.8293 uIU/ml 2nd Trimester : 0.1998 - 2.7915 uIU/ml 3rd Trimester : 0.307 - 2.9028 uIU/ml Ref: TIETZ Fundamentals of Clinical Chemistry | Fluorescence Enzyme Immunoassay |

[Test performed on Fully Automated Immunology Analyzer Maglumi-600]

Revival Diagnostics

401-Aqua Corridor
Beside Star Bazar, Adajan
Surat-395009. Mo. 9825947712
Dr. Shivangi Gandhi
M.B.B.S., M.D (Pathology)



0261 2747788, 9825947712



4TH Floor, Aqua Corridor, Hazira Road, Adajan Pal, Surat-395009.

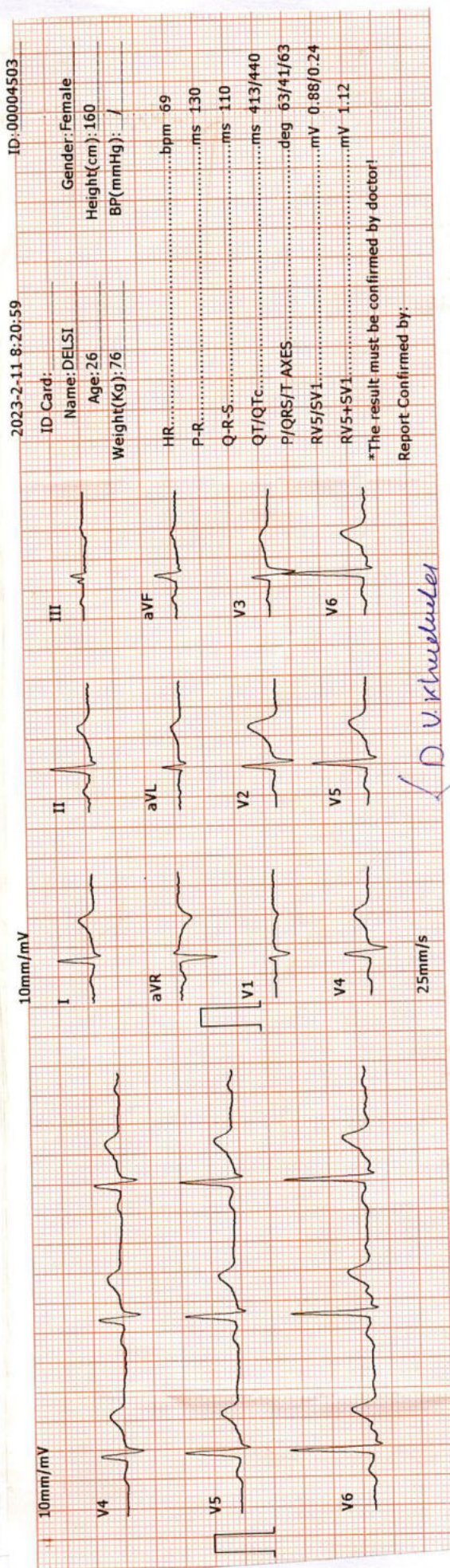
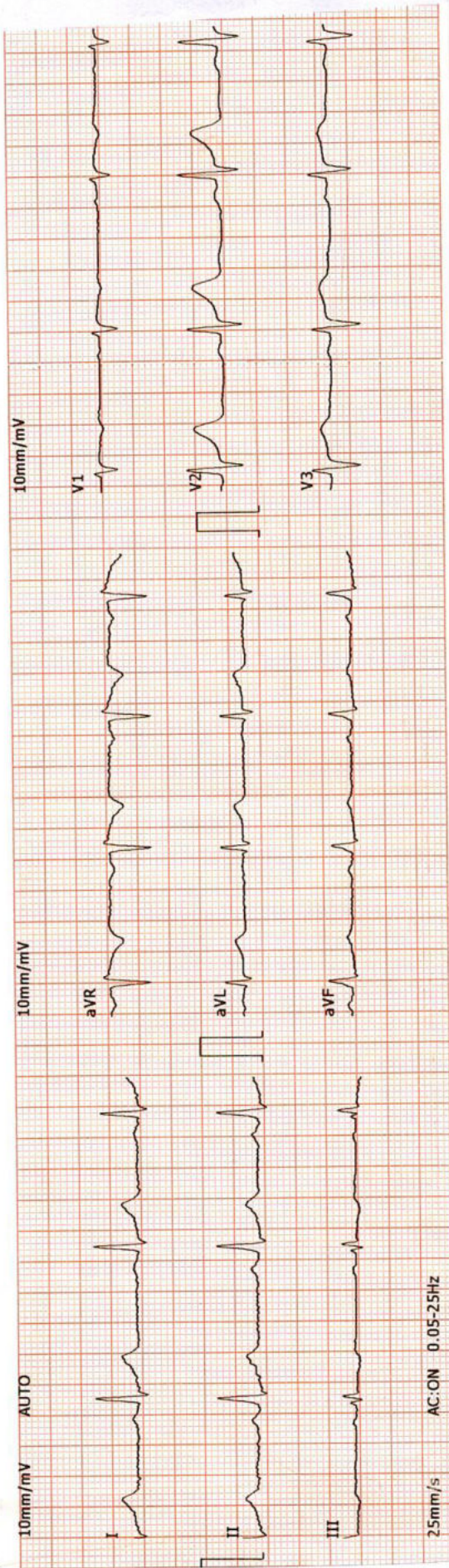


revivaldiagnostics.surat@gmail.com



www.revivaldiagnostics.com

This Medical Report Is Not Intended For Medico-legal Purposes.
Laboratory Test Results Are Subject To Technical Limitation And Should
Be Clinically Correlate For Final Diagnosis



2023-2-11 8:20:59 ID: 00004503

ID Card: Name: DELSI Gender: Female
 Age: 26 Height(cm): 160
 Weight(Kg): 76 BP(mmHg): /

HR.....bpm 69
 P-R.....ms 130
 Q-R-S.....ms 110
 QT/QTc.....ms 413/440
 P/QRS/T AXES.....deg 63/41/63
 RV5/SV1.....mV 0.88/0.24
 RV5+SV1.....mV 1.12

*The result must be confirmed by doctor!
 Report Confirmed by: *D. V. Khushboo*

Revival Diagnostic
 401, Aqua Corridor,
 G/s. Star Bazar, Surat-395009
 No. 91062-28601

DR. ADITYA S. BORA
 MBBS, DNB, PGDCC
 PHYSICIAN & CLINICAL CARDIOLOGIST
 G-54906



REVIVAL DIAGNOSTICS

| | | | |
|-----------------|----------------------------------|---------------------|----------------------|
| Name | DELSI V KHADAWALA | Age/Gender | 26Yrs/Female |
| Reg No. | 1315/23 | Receipt No | 5682 |
| Referred By | BOB - MEDI WHEEL(PKG10000241) | Mode of Payment | CREDIT |
| Collection Type | CENTER | Collection DateTime | 11-Feb-2023 08:29 AM |


ECG

- REPORT :

1. The rhythm is sinus.
2. Heart rate is 69 beats per minute.
3. Normal P,QRS,T wave axis.
4. Normal PR,QRS,Q.T. Duration.
5. No pathological q wave or ST-T changes seen.
6. No evidence of chamber hypertrophy or enlargement seen.

IMPRESSION : ECG WITHIN NORMAL LIMITS

Revival Diagnostic
401, Aqua Corridor,
B/s. Star Bazar, Surat-395009
Mo. 91062-28601


DR. ADITYA S. BORA
MBBS, DNB, PGDCC
PHYSICIAN & CLINICAL CARDIOLOGIST
G-54906

Signature



0261 2747788, 9825947712



4TH Floor, Aqua Corridor, Hazira Road, Adajan Pal, Surat-395009.



revivaldiagnostics.surat@gmail.com



www.revivaldiagnostics.com

This Medical Report Is Not Intended For Medico-legal Purposes.
Laboratory Test Results Are Subject To Technical Limitation And Should
Be Clinically Correlate For Final Diagnosis



2D-ECHOCARDIOGRAPHY & COLOR DOPPLER REPORT

| | | | |
|--------------|--------------------|------------|---------------|
| Name: | DELSI V. KHADAWALA | Age/Gender | 26Yrs /Female |
| Referred by. | MEDI WHEEL | Date | 11 /02/2023 |


INDICATION: Preventive Health check up

- **CARDIAC CHAMBERS:** **Left Ventricle:** Normal size, **Left Atrium:** Normal size.
No e/o thrombus in LA/LV.
- **Right Atrium:** Normal size. **Right Ventricle:** Normal size,
- **Normal Right Ventricular function.** (TAPSE=20mm)
- **Normal Left Ventricular systolic function. LVEF = 60% ,**
No regional wall abnormality. No thinning / scarring / dyskinesia of LV wall.
- **No Concentric Left Ventricular Hypertrophy.** (IVSd= 10 mm),
- **LV Compliance :**
NO Left Ventricular Diastolic Dysfunction [LVDD].
- **VALVES:**
- Structurally Normal Mitral valve/ Aortic valve/Tricuspid valve/ Pulmonary valve .
No significant Valvular Stenosis.
- **Doppler findings:** **AV max = 1.22 m/s, PV max = 0.91 m/s.**
Trivial MR, Trivial Tricuspid regurgitation.
- **No Pulmonary Arterial Hypertension.** PASP by TRjet vel.method = 23 mmHg.
- **SEPTAE:** IAS / IVS Appear Intact.
- **IVC :** Normal in dimension and shows good inspiratory 13mm collapse.
- **OTHERS:** No e/o Pericardial effusion / vegetation.

IMPRESSION:

**NORMAL LV SYSTOLIC FUNCTION, LVEF= 60 %, NO RWMA,
NO LVH , NO LVDD , NO PAH.**

Revival Diagnostic
401, Aqua Corridor,
B/s. Star Bazar, Surat-395009
Mo. 91062-28601


DR. ADITYA BORA
MBBS,DNB,PGDCC
**PHYSICIAN & CLINICAL
CARDIOLOGIST**



0261 2747788, 9825947712



4th Floor, Aqua Corridor, Hazira Road, Adajan Pal, Surat-395009.



revivaldiagnostics.surat@gmail.com




www.revivaldiagnostics.com

M

NAME:DELSI V KHADAWALA
AGE:26 YRS / FEMALE
REF BY:MEDI WHEEL





| | | | |
|-----------------|--|---------------------|-----------------------------|
| Name | DELSI V KHADAWALA | Age/Gender | 26Yrs/Female |
| Reg No. | 1315/23 | Receipt No | 5682 |
| Referred By | BOB - MEDI WHEEL(PKG10000241) | Mode of Payment | CREDIT |
| Collection Type | CENTER | Collection DateTime | 11-Feb-2023 08:29 AM |

CHEST RADIOGRAPH (PA VIEW)

- Hilar shadows are within normal limits.
- Pulmonary vasculature appears normal.
- Cardiac appears normal in size.
- Both dome of the diaphragm are smooth.
- Both costophrenic recesses are clear.
- Both lung fields appear normal.
- Visualized bones and soft tissue shadows appear normal.

IMPRESSION: NORMAL STUDY.

DR. CHIRAG K PATEL
RADIOLOGIST

REVIVAL
DIAGNOSTICS

Dr. Chirag K. Patel
MBBS-DMPD
Reg. No. G-23509
Signature
Revival Diagnostic
4th Floor, Aqua Corridor,
Nr. Star Bazar, Hazira Main Road,
Adajan, Surat-395009.
Mo. 97266 726683



0261 2747788, 9825947712



4TH Floor, Aqua Corridor, Hazira Road, Adajan Pal, Surat-395009.



revivaldiagnostics.surat@gmail.com



www.revivaldiagnostics.com



| | | | |
|-----------------|--|---------------------|-----------------------------|
| Name | DELSI V KHADAWALA | Age/Gender | 26Yrs/Female |
| Reg No. | 1315/23 | Receipt No | 5682 |
| Referred By | BOB - MEDI WHEEL(PKG10000241) | Mode of Payment | CREDIT |
| Collection Type | CENTER | Collection DateTime | 11-Feb-2023 08:29 AM |

USG OF ABDOMEN & PELVIS

LIVER:

Liver is normal in size, shape and echotexture.
No evidence of focal SOL or dilatation of IHBR seen.
Portahepatis appear normal.

GALLBLADDER:

Gallbladder is distended and appears normal.
No e/o calculus, mass lesion or changes of cholecystitis seen.

PANCREAS:

Pancreas appears normal in size, shape and echotexture.
No e/o focal lesion, mass or changes of pancreatitis seen.

SPLEEN:

Spleen appears normal in size, shape and echotexture.

PARAAORTIC REGION:

Aorta grossly appears normal. No e/o paraaortic lymphnodes seen.

KIDNEYS:

Both kidneys appear normal in size, shape, position and echotexture.
Cortex and collecting system of both kidneys appear normal.
No evidence of calculus or obstructive uropathy on either side.

URINARY BLADDER:

Bladder is distended and appears normal.
No calculus, mass lesion or changes of cystitis is seen.

UTERUS:

Retroverted, Normal in size, shape and echotexture with empty central uterine cavity.
Cervix appears normal.
No e/o focal SOL. Endometrial thickness is normal.

OVARIES:

Both adnexal region appear normal.
No e/o adnexal mass lesion seen on either side.
No evidence of free fluid seen in pelvis.

COMMENTS: NORMAL USG ABDOMEN AND PELVIS.



0261 2747788, 9825947712



4th Floor, Aqua Corridor, Hazira Road, Adajan Pal, Surat-395009.



revivaldiagnostics@surat@gmail.com



www.revivaldiagnostics.com

Dr. Chirag K. Patel

MBBS-DMPD

Reg. No. G-23509

Revival Diagnostic

4th Floor, Aqua Corridor,

Nr. Star Bazar, Hazira Main Road,
Adajan, Surat-395009.

Mo. 97266 726683