

# Patho Treat

DIAGNOSTIC CENTRE & POLYCLINIC

TEST REPORT

Regd. Off : 75, Dum Dum Road, Kolkata - 700 074

Phone No.: (033) 2560 3641 / 3642, (033) 6526 0026, (Infront of Motijheel College of Commerce)

Associate Code : D1

Received On : 28/03/2022

Patient's Name : MISS PRIYANKA SAHA

Reported On : 29/03/2022

ID Number : 11997/C-819

Age/Sex : 26Y/FEMALE

Referred By : SELF

Sample Source :

ClinicPro/debjan

Page 1 of 1

## ULTRASONOGRAPHY OF WHOLE ABDOMEN

### LIVER

It is normal (12.6 cm ) in size. Parenchymal echotexture is normal. No focal parenchymal lesion is seen. Intrahepatic biliary radicles not dilated.

### PORTA

PV : Normal in diameter with echofree lumen. PV measures 0.9 cm.

CD : Normal in caliber. No calculus is seen up to traceable part. CD measures 0.3 cm.

### GALL BLADDER

Partially contracted . visualized lumen is clear.

### PANCREAS

Normal in size, shape & outline. No focal S.O.L. or calcification noted. Main pancreatic duct – not dilated.

### SPLEEN

Spleen is normal in size (8.1 cm). Parenchymal echotexture is normal. Splenic vein at its hilum is not dilated.

### KIDNEY

Both kidneys are normal in size, shape and outline. Cortical echogenicity appears normal on both sides. Central echocomplexes are normal. Corticomedullary differentiation is maintained. No evidence of stone, hydronephrosis or any mass lesion seen on either side.

DR. S. PAL  
M.B.B.S.(KOL),  
APUSC-CBET(WBUHS)  
CONSULTANT SONOLOGIST

DR. V. J. VIMAL  
MD,DMRD  
CONSULTANT RADIOLOGIST

Checked by.....



# Patho Treat

DIAGNOSTIC CENTRE & POLYCLINIC

TEST REPORT

Regd. Off : 75, Dum Dum Road, Kolkata - 700 074

Phone No.: (033) 2560 3641 / 3642, (033) 6526 0026, (Infront of Motijheel College of Commerce)

## URETERS

Not visualized hence not dilated.

## URINARY BLADDER

Urinary bladder is well distended and normal in wall thickness. No intraluminal pathology or intramural mass lesion seen.

## UTERUS

Uterus is anteverted and normal in size 9.0 x 2.8 x 5.4 cm. Myometrial echotexture appears homogeneous. Endometrial cavity in midline location and measures 0.6 cm. no focal lesion seen.

## OVARIES

Both ovaries are normal in size. Multiple peripherally arranged tiny follicles are noted in both ovaries with thick & echogenic ovarian stromas.

Right ovary : 3.7 x 1.7 x 3.5 cm & volume 12 cc

Left ovary : 4.1 x 1.6 x 3.2 cm & volume 11 cc.

**IMPRESSION : USG feature are suggestive of P C O D**

**DR. S. PAL**  
M.B.B.S.(KOL),  
APUSC-CBET(WBUHS)  
CONSULTANT SONOLOGIST

**DR. V. J. VIMAL**  
MD,DMRD  
CONSULTANT RADIOLOGIST

Checked by.....



LETTER OF APPROVAL / RECOMMENDATION

To,

The Coordinator,  
Mediwheel (Arcofemi Healthcare Limited)  
Helpline number: 011- 41195959

Dear Sir / Madam,

**Sub: Annual Health Checkup for the employees of Bank of Baroda**

This is to inform you that the following employee wishes to avail the facility of Cashless Annual Health Checkup provided by you in terms of our agreement.

PARTICULARS	EMPLOYEE DETAILS
NAME	MS. SAHA PRIYANKA
EC NO.	199203
DESIGNATION	SINGLE WINDOW OPERATOR A
PLACE OF WORK	KOLKATA, AIRPORT CITY
BIRTHDATE	01-04-1995
PROPOSED DATE OF HEALTH CHECKUP	26-03-2022
BOOKING REFERENCE NO.	21M199203100015040E

This letter of approval / recommendation is valid if submitted along with copy of the Bank of Baroda employee id card. This approval is valid from **11-03-2022** till **31-03-2022**. The list of medical tests to be conducted is provided in the annexure to this letter. Please note that the said health checkup is a **cashless facility** as per our tie up arrangement. We request you to attend to the health checkup requirement of our employee and accord your top priority and best resources in this regard. The EC Number and the booking reference number as given in the above table shall be mentioned in the invoice, invariably.

We solicit your co-operation in this regard.


Yours faithfully,

Sd/-

**Chief General Manager**  
**HRM Department**  
**Bank of Baroda**

(Note: This is a computer generated letter. No Signature required. For any clarification, please contact Mediwheel (Arcofemi Healthcare Limited))





# Patho Treat

TEST REPORT

DIAGNOSTIC CENTRE & POLYCLINIC

## Medical Fitness Certificate

Regd. Off: 75, Dum Dum Road, Kolkata - 700 074

Phone No.: 82403 48836, (Infront of Motijheel College of Commerce)

"It is certified that Mr./Ms. Priyanka Sam Employee ID: \_\_\_\_\_ employed with  
M/s. BANK OF BARODA has been carefully examined by me on date 28/03/2022

DOB	01/04/95	Age (Yrs)	26y	Sex (M/F)	MB No.														
-----	----------	-----------	-----	-----------	--------	--	--	--	--	--	--	--	--	--	--	--	--	--	--

S N	Investigation Details	Summary of Investigation
1	BLOOD EXAMINATION	normal.
2	Urine Routine Examination	normal.
3	OTHERS	normal.
4	Height, Weight/ BMI	165cm, 40kg
5	BP/ Pulse	92/68, 76/min

Based on medical examination conducted he/she is (Pls tick (✓) appropriate box)

**FIT to work** (Found free from any infectious or communicable diseases)

**NOT FIT to work**

Name of the Medical Examiner: \_\_\_\_\_

Signature of Medical Examiner: \_\_\_\_\_

Stamp Of Medical Examiner: \_\_\_\_\_

Registration Number: \_\_\_\_\_

FINAL IMPRESSION:

*She is Physically fit & healthy*

*Dr. Debjit Banerjee  
M.B.B.S., MD (Medicine)  
Reg. No. - 42951*

Hospital/Diagnostic Centre  
Patho Treat  
Specialty Clinic  
75 Dum Dum Road, Kol-700074  
Phone No. - (033) 2560 3641


आयकर विभाग  
INCOME TAX DEPARTMENT

भारत सरकार  
GOVT. OF INDIA

PRIYANKA SAHA  
PRAKASH KUMAR SAHA

01/04/1995  
Permanent Account Number  
EITPS5304C

*Priyanka Saha*  
Signature



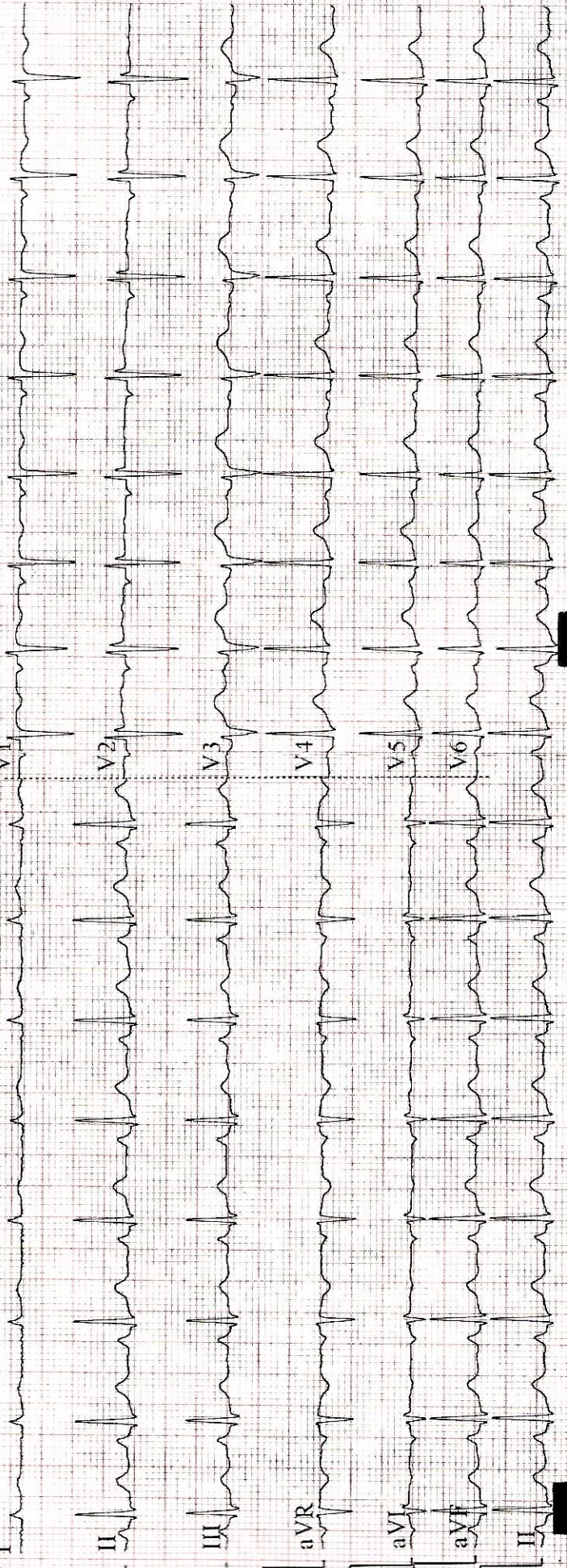
Priyanka Saha  
28/3/2023

Patho Treat Diagnostic Centre  
& Poly Clinic  
75 Dum Dum Road, Kol-700074  
Phone No. - (033) 2560 3641



28-03-2022 10:36:15

priyanka saha Female 26Year



0.67~25Hz 25mm/s 10mm/mV 2\*5s-Ir 93 1.32

ID: 792

priyanka saha  
Female 26Year

28-03-2022 10:36:15


HR : 95 bpm  
P : 85 ms  
PR : 131 ms  
QRS : 82 ms  
QT/QTc : 336/424 ms  
P/QRST : 84/67/67 °  
RV5/SVI : 0.947/0.881 mV

Diagnosis Information:  
Sinus Rhythm  
Poor R Wave Progression(V3)

Dr. Debajyankar Das  
MBBS (Hons.), MCh (Card),  
EM (Card), DM (Card),  
Reg. No. 64304 (W.B.K.M.C.)

Report Confirmed by:





# Patho Treat

DIAGNOSTIC CENTRE & POLYCLINIC

TEST REPORT

Regd. Off : 75, Dum Dum Road, Kolkata - 700 074  
Phone No.: 82403 48836, (Infront of Motijheel College of Commerce)


ID NO: B/03/18  
PT.NAME= MISS PRIYANKA SAHA  
SEX: F AGE: 26 YRS

DATE OF RECEIPT: 28.03.2022

DATE OF REPORT: 28.03.2022

Reference By: BANK OF BARODA

<u>INVESTIGATION</u>	<u>RESULT / UNIT</u>	<u>REFERENCE VALUE</u>
TOTAL TRI-iodothyronin (T3)	107 ng/dl	( 60 – 181 )
TOTAL THYROXINE (T4)	7.2 ng/dl	( 4.5 – 10.9 )
THYROID STIMULATING HORMONE	1.89 nl/ml	( 0.35 – 5.5 )

  
DR.SUMANA MAJUMDAR  
M.B.B.S.,MD  
(PATHOLOGIST)



# Patho Treat

DIAGNOSTIC CENTRE & POLYCLINIC

TEST REPORT

Regd. Off : 75, Dum Dum Road, Kolkata - 700 074  
Phone No.: 82403 48836, (Infront of Motijheel College of Commerce)

ID NO: B/03/18  
PT.NAME= MISS PRIYANKA SAHA  
SEX: F AGE: 26 YRS

DATE OF RECEIPT: 28.03.2022

DATE OF REPORT: 28.03.2022

Reference By: BANK OF BARODA

TEST	RESULT & UNIT	NORMAL RANGE
HAEMOGLOBIN (Cyanmethemoglobin Method)	12.3 gm %	Male :- (13 - 18) Female :- (11.5 - 16.5)
Total R.B.C	4.38 Million / cmm	3.5 - 6.5 Million / cmm
Total W.B.C	6900 / cmm	(4000 - 11000) / cmm
Platelets Count	1.61 lac / cmm	(1.5 - 4.0) lac / cmm

### Differential Count W.B.C


TEST	RESULT & UNIT	NORMAL RANGE
Neutrophils	67%	(40 - 80) %
Lymphocytes	28%	(20 - 40) %
Eosinophils	03 %	(2 - 10) %
Monocytes	02 %	(1 - 6) %
Basophils	00 %	(0 - 2) %

### Hemogram

TEST	RESULT & UNIT	NORMAL RANGE
PCV	37.0%	(38 - 54) %
MCV	84.0 Um <sup>3</sup>	(77 - 93) Um <sup>3</sup>
MCH	28.2 g %	(26 - 32) g %
MCHC	33.6 %	(27 - 35) %

Morphology of RBC : Normocytic, Normochromic.

ESR(Westergern Method): 1<sup>st</sup> Hour-22/mm ( MALE : 0 -14 FEMALE : 0-20 )

  
DR. SUMANA MAJUMDAR  
M.B.B.S.,MD  
(PATHOLOGIST)





# Patho Treat

DIAGNOSTIC CENTRE & POLYCLINIC

Regd. Off : 75, Dum Dum Road, Kolkata - 700 074  
Phone No.: 82403 48836, (Infront of Motijheel College of Commerce)

TEST REPORT

ID NO: B/03/18  
PT.NAME= MISS PRIYANKA SAHA  
SEX: F AGE: 26 YRS

DATE OF RECEIPT: 28.03.2022

DATE OF REPORT: 28.03.2022

Reference By: BANK OF BARODA

## REPORT ON THE BIO - CHEMICAL EXAMINATION

<u>TEST</u>	<u>RESULT</u>	<u>UNIT</u>	<u>NORMAL VALUE</u>
BILIRUBIN TOTAL	0.60	mg /dL	( Upto 1.00 )
Bilirubin Conjugated	0.15	mg /dL	( Upto 0.25 )
Bilirubin Unconjugated	0.45	mg /dL	( Upto 0.75 )
SGOT/AST	24.00	U/L	( Male : 10 -35 Female : 10 - 31)
SGPT/ALT	31.00	U/L	( 9.00 - 43.00 )
TOTAL PROTEIN	6.92	g/dL	( 6.00 - 8.50 )
ALBUMIN :	4.15	gm/dL	( 3.5 - 5.2 )
GAMA GT (G . G . T)	34.5	IU/L	( 7.00 - 52.00 )
ALKALINE PHOSPHATSE	98.00	IU/L	

*Upto 5Yrs. F: 48-406, M: 75-389  
5-10 Yrs.F: 96-332, M: 93-362  
11- 15 Yrs. F: 52-162, M:74-390  
16- 19 Yrs.F: 47-119, M:52-171  
Adult - F: 35-141, M: 40-129*

DR.SUMANA MAJUMDAR  
M.B.B.S.,MD  
(PATHOLOGIST)



# Patho Treat

DIAGNOSTIC CENTRE & POLYCLINIC

TEST REPORT

Regd. Off : 75, Dum Dum Road, Kolkata - 700 074  
Phone No.: 82403 48836, (Infront of Motijheel College of Commerce)

DATE OF RECEIPT: 28.03.2022

ID NO: B/03/18  
PT.NAME= MISS PRIYANKA SAHA  
SEX: F AGE: 26 YRS

DATE OF REPORT: 28.03.2022

Reference By: BANK OF BARODA

## PHYSICAL EXAMINATION

Quantity 50 ml  
Colour Pale Yellow  
Appearance Hazy  
Sediment Nil  
Sp. Gravity 1.015

## CHEMICAL EXAMINATION

Reaction Acidic  
Albumin Nil  
Proteins Nil  
Sugar Nil  
Acetone Negative  
Bile Salt Negative  
Bile Pigment Negative  
Phosphates Nil  
Chyle -----  
Occult Blood Negative  
Urobilinogen -----  
Bence-Jones -----

## MICROSCOPIC EXAMINATION

*unorganized Examination*  
Crystals Not Found  
*organized Constituents* Not Found

### CASTS

Cellular(Pus Cell) Not Found  
Hyaline Not Found  
Granular Not Found  
Fatty Not Found  
Others Not Found

### CELLS

Epithelial Cells (0 - 1 / HPF)  
Pus Cells (2 - 3 / HPF)  
R.B.C. Not Found  
Others Nil  
Bacteria Not Found

DR. SUMANA MAJUMDAR  
M.B./B.S., MD  
(PATHOLOGIST)





# Patho Treat

DIAGNOSTIC CENTRE & POLYCLINIC

TEST REPORT

Regd. Off : 75, Dum Dum Road, Kolkata - 700 074  
Phone No.: 82403 48836, (Infront of Motijheel College of Commerce)

ID NO: B/03/18  
PT.NAME= MISS PRIYANKA SAHA  
SEX: F AGE: 26 YRS


DATE OF RECEIPT: 28.03.2022

DATE OF REPORT: 28.03.2022

Reference By: BANK OF BARODA

## REPORT ON THE BIO-CHEMICAL EXAMINATION

<u>TEST</u>	<u>RESULT</u>	<u>UNIT</u>	<u>NORMAL VALUE</u>
SUGAR (F)	81.0	mg / dl	(70 - 110)
SUGAR (PP)	85.0	mg / dl	(110 - 140)
CREATININE	0.71	mg /dL	(0.70 - 1.20)
URIC - ACID	3.9	mg/dL	(Male -3.4 - 7.0 Female - 2.4 - 5.7)
BUN	11.0	mg/dL	(5 - 23)

  
DR. SUMANA MAJUMDAR  
M.B.B.S., MD  
(PATHOLOGIST)



# Patho Treat

DIAGNOSTIC CENTRE & POLYCLINIC

TEST REPORT

Regd. Off : 75, Dum Dum Road, Kolkata - 700 074  
Phone No.: 82403 48836, (Infront of Motijheel College of Commerce)

ID NO: B/03/18  
PT.NAME= MISS PRIYANKA SAHA  
SEX: F AGE: 26 YRS

DATE OF RECEIPT: 28.03.2022

DATE OF REPORT: 28.03.2022

Reference By: BANK OF BARODA

## REPORT ON THE BIO - CHEMICAL EXAMINATION

<u>TEST</u>	<u>RESULT</u>	<u>UNIT</u>	<u>NORMAL VALUE</u>
TRIGLYCERIDES	190.00	mg / dL	( 65.00 - 170.00 )
HDL - CHOLESTEROL	56.00	mg / dL	( 30 . 00 - 55 . 00 )
LDL - CHOLESTEROL ( By Enzymatic Method at 370C )	134.00	mg / dL	( up to 150.00 )
VLDL	38.0	mg / dL	( 16 . 00 - 40 . 00 )
CHOLESTEROL - TOTAL	228.00	mg / dL	( 150 . 00 - 250 . 00 )
LDL/HDL	2.3:1		

DR.SUMANA MAJUMDAR  
M.B.B.S.,MD(PATHOLOGIST)





# Patho Treat

DIAGNOSTIC CENTRE & POLYCLINIC

Regd. Off : 75, Dum Dum Road, Kolkata - 700 074  
Phone No.: 82403 48836, (Infront of Motijheel College of Commerce)

TEST REP

ID NO: B/03/18  
PT.NAME= MISS PRIYANKA SAHA  
SEX: F AGE: 26 YRS

DATE OF RECEIPT: 28.03.2022

DATE OF REPORT: 28.03.2022

Reference By: BANK OF BARODA

## DIGITAL X-RAY CHEST PA VIEW

- Prominent broncho vascular marking is seen in bilateral lung fields.
- Domes of diaphragms are smooth and regular.
- Costophrenic angles are clear.
- Cardiac shadow is normal.
- Mediastinum is central.
- Both hila are normal in position and density.
- Bony thorax shows no abnormality.

## IMPRESSION

Prominent broncho vascular marking is seen in bilateral lung fields

DR. VIMLESH JI VIMAL  
M.B.B.S., MD,  
DMRD (Radiologist)



# Patho Treat

DIAGNOSTIC CENTRE & POLYCLINIC

TEST REPORT

Regd. Off : 75, Dum Dum Road, Kolkata - 700 074

Phone No.: 82403 48836, (Infront of Motijheel College of Commerce) DATE OF RECEIPT: 28.03.2022

ID NO: B/03/18

PT.NAME= MISS PRIYANKA SAHA

DATE OF REPORT: 28.03.2022

SEX: F AGE: 26 YRS

Reference By: BANK OF BARODA

## REPORT ON THE EXAMINATION OF STOOL

### Physical Examination

Colour : Brownish

Consistency : Semi Liquid

Blood : Not Found

Mucus : Present

Parasite : Not Found

### Chemical Examination

Reaction : Acidic

Occult Blood : Acidic

PH : \*\*

Reducing Substance : \*\*

### Microscopical Examination

Vegetable Cell : Present Few .

Starch : Not Found .

Epithelial Cell : Not Found .

Pus Cells : 1-2/ H.P.F .

R . B . C : Not Found .

Helminthic Ova : Not Found .

Protozoal Cysts : Not Found .

Trophozoite : Not Found .

Larva : Not Found .

Fat Droplets : Not Found .

Macrophage Cells : Not Found .

Crystal : Not Found .

Micro Organisms : (+) .

Others : Not Found .

DR. SUMANA MAJUMDAR  
M.B.B.S., MD(PATHOLOGIST)





# Patho Treat

DIAGNOSTIC CENTRE & POLYCLINIC

TEST REPORT

Regd. Off : 75, Dum Dum Road, Kolkata - 700 074  
Phone No.: 82403 48836, (Infront of Motijheel College of Commerce)

ID NO: B/03/18  
PT.NAME= MISS PRIYANKA SAHA  
SEX: F AGE: 26 YRS

DATE OF RECEIPT: 28.03.2022

DATE OF REPORT: 28.03.2022

Reference By: BANK OF BARODA

## REPORT ON EXAMINATION OF BLOOD

### INVESTIGATION

### RESULT & UNIT

GLYCOSYLATED HB%  
(HBA1C)

3.95%

### REFERENCE RANGE : -

Below 6.0 % ----- Normal Value  
6.0 % - 7.0 % ----- Good Control  
7.0 % - 8.0 % ----- Fair Control  
8.0 % - 10.0 % ----- Unsatisfactory Control  
Above 10.0 % ----- Poor Control

DR.SUMANA MAJUMDAR  
M.B.B.S.,MD  
(PATHOLOGIST)



# Patho Treat

DIAGNOSTIC CENTRE & POLYCLINIC

Regd. Off : 75, Dum Dum Road, Kolkata - 700 074  
Phone No.: 82403 48836, (Infront of Motijheel College of Commerce)

TEST RE

ID NO: B/03/18  
PT.NAME= MISS PRIYANKA SAHA  
SEX: F AGE: 26 YRS


DATE OF RECEIPT: 28.03.2022

DATE OF REPORT: 28.03.2022

Reference By: BANK OF BARODA

## HEMATOLOGY

<u>TEST</u>		<u>RESULT</u>
"ABO" GROUPING	:	"O"
Rh (D) FACTOR	:	POSITIVE

  
DR. SUMANA MAJUMDAR  
M.B.B.S., MD  
(PATHOLOGIST)