

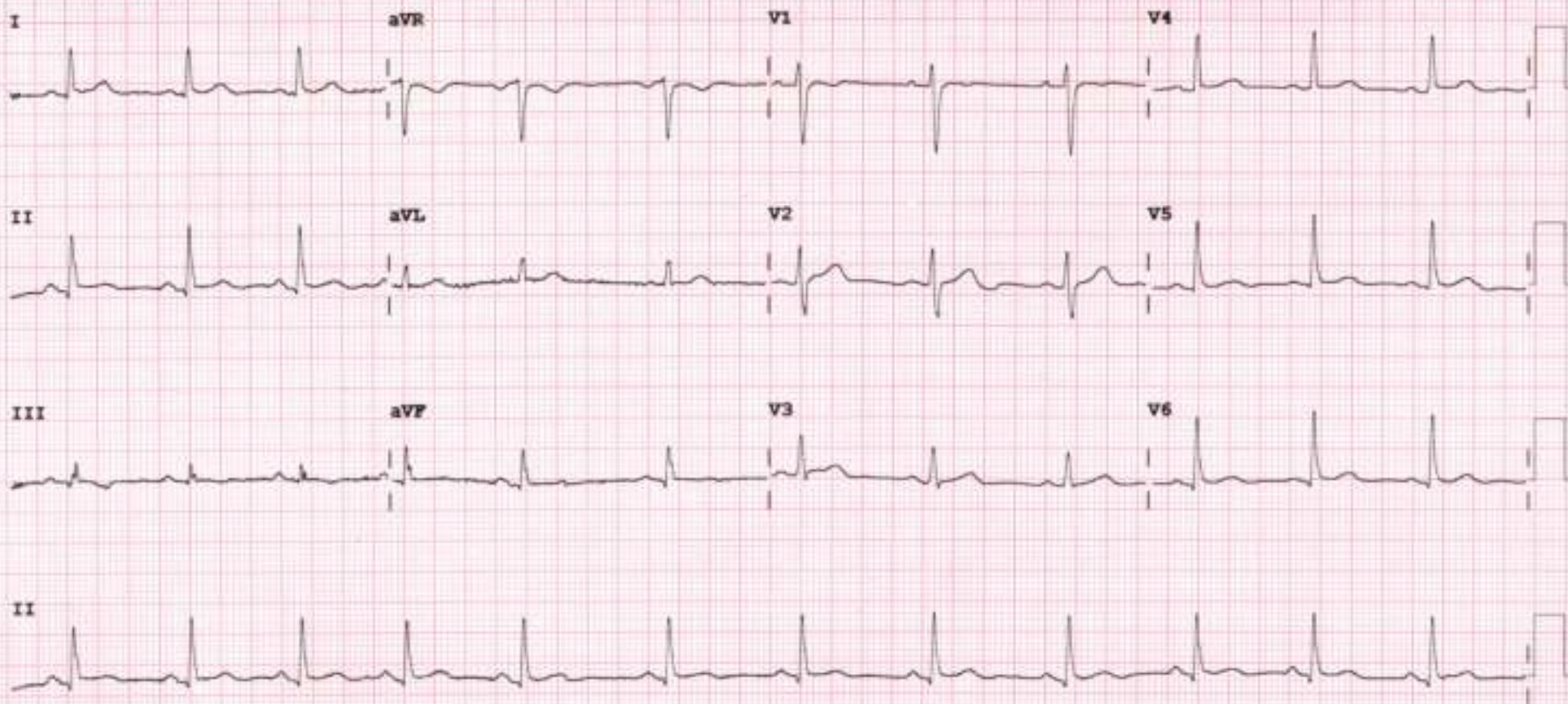
31 Years

Rate 74
PR 148
QRSD 86
QT 360
QTc 400

--AXIS--

P 56
QRS 38
T 9

12 Lead; Standard Placement



Device:

Speed: 25 mm/sec Limb: 10 mm/mV Chest: 10.0 mm/mV

F 50- 0.50-150 Hz W

PH09

P7



2D-ECHOCARDIOGRAPHY AND COLOR DOPPLER REPORT

NAME: VIJAYSINGH DUDI

AGE/SEX:31 YRS/MALE

DATE: 23/12/2023

REF BY: DIRECT

OBSERVATION:

- NORMAL LV SIZE AND NORMAL LV SYSTOLIC FUNCTION. LVEF = 60% (VISUAL).
- NO RWMA AT REST.
- NO LV DIASTOLIC DYSFUNCTION.
- TRIVIAL MR. NO MS.
- NO AR. NO AS.
- TRIVIAL TR. NO PAH.
- NORMAL SIZED LA, RA & RV WITH NORMAL RV SYSTOLIC FUNCTION.
- NORMAL SIZED MPA, RPA & LPA.
- INTACT IAS & IVS.
- NO E/O INTRACARDIAC CLOT/VEGETATION/PE.
- NORMAL IVC.
- NORMAL PERICARDIUM.

LA: 30MM

AO: 27MM

IVS: 09/10MM

LVPW: 08/10MM

LVID: 41/23MM

CONCLUSION:

- NORMAL LV/RV SIZE AND SYSTOLIC FUNCTION.
- NO RWMA AT REST.
- LVEF = 60 % (VISUAL).

DR.NIRAV BHALANI
[CARDIOLOGIST]

DR.ARVIND SHARMA
[CARDIOLOGIST]



PATIENT NAME: VIJAYSINGH DUDI

AGE/SEX: 31 YRS/M

DATE: Saturday, 23 December 2023

CHEST X-RAY (PA)

Both lung fields appear normal.

Both hila appear normal

Bilateral costo-phrenic angles appear grossly clear


Mediastinum and cardiac shadow appear normal

Bony thorax appears unremarkable

No evidence of free gas under domes of diaphragm

IMPRESSION:

- NO SIGNIFICANT ABNORMALITY NOTED IN PRESENT SCAN


DR SHARAD RUNGTA (MD & DNB)
CONSULTANT RADIOLOGIST

Not all pathologies can be detected on ultrasound in each scan. Further radiographic evaluation is suggested if required.



Unipath Specialty Laboratory (Baroda) LLP - Platinum Complex, Opp. HDFC Bank, Nr. Radha Krishna char rasta, Akota, Vadodra - 390020
Unipath Specialty Laboratory (Baroda) LLP - Platinum Complex, Opp. HDFC Bank, Nr. Radha Krishna char rasta, Akota, Vadodra - 390020
Mobile: 7228800500 / 8155028222 | Email: info.baroda@unipathlp.in
Home Visit / OPD Reception - 9998724579



TEST REPORT

Reg. No. : 31201011954 Reg. Date : 23-Dec-2023 12:44 Collected On : 23-Dec-2023 12:44
Name : Mr. VIJAYSINGH DUBI Approved On : 23-Dec-2023 13:54
Age : 31 Years Gender : Male Ref. No. : Dispatch At :
Ref. By : Tele No. :
Location : SAVITA SUPERSPECIALTY HOSPITAL @ WAGHODIYA ROAD

Test Name	Results	Units	Bio. Ref. Interval
THYROID FUNCTION TEST			
T3 (triiodothyronine) <i>Method:CLIA</i>	1.15	ng/mL	0.6 - 1.81
T4 (Thyroxine) <i>Method:CLIA</i>	7.70	µg/dL	4.5 - 12.6
TSH (ultra sensitive) <i>Method:CLIA</i>	2.703	µIU/mL	0.55 - 4.78
Sample Type:Serum			

Comments:
Thyroid stimulating hormone (TSH) is synthesized and secreted by the anterior pituitary in response to a negative feedback mechanism involving concentrations of FT3 (free T3) and FT4 (free T4). Additionally, the hypothalamic tripeptide, thyrotropin-releasing hormone (TRH), directly stimulates TSH production. TSH stimulates thyroid cell production and hypertrophy, also stimulate the thyroid gland to synthesize appropriate T3 and T4. Quantification of TSH is significant to differentiate primary (thyroid) from secondary (pituitary) and tertiary (hypothalamus) hypothyroidism. In primary hypothyroidism, TSH levels are significantly elevated, while in secondary and tertiary hypothyroidism, TSH levels are low.

- TSH levels During Pregnancy :**
- First Trimester : 0.1 to 2.5 µIU/mL
 - Second Trimester : 0.2 to 3.0 µIU/mL
 - Third trimester : 0.3 to 3.0 µIU/mL

Reference : Carl A.Burtis,Edward R.Ashwood,David E.Brunz, Tietz Textbook of Clinical Chemistry and Molecular Diagnostics, 5th Edition, Philadelphia: WB Saunders,2012,2170

End Of Report

This is an electronically generated report.

Test done from collected sample.

Printed On: 23-Dec-2023 13:54

We are open 24 x 7 & 365 days

Dr. Vishal Jhaveri
M.B.B.S, D.C.P.
Reg. G-13041
LLP Identification Number: AAN-8932
Page 1 of 1



Patient Name : Vijaysingh, Dudi	Sample No. : 20231211090
Patient ID : 20231206500	
Age / Sex : 31y/Male	Visit No. : OPD20231220867
Consultant : DR SAURABH JAIN	Call. Date : 23/12/2023 08:34
Ward : -	S. Coll. Date : 23/12/2023 08:49
	Report Date : 23/12/2023 14:10

CBC, ESR

Investigation	Result	Normal Value
Hemoglobin :	17 gm/dl	13.5 to 18.0 gm/dl
P.C.V. :	51.1 %	42.0 to 52.0 %
M.C.V. :	83.4 fL	78 to 100 fL
M.C.H. :	27.7 pg	27 to 31 pg
M.C.H.C. :	33.3 g/dl	32 to 36 g/dl
RDW :	11.6 %	11.5 to 14.0 %
RBC Count :	6.13 X 10 ⁶ / cumm [H]	4.7 to 6.0 X 10 ⁶ / cumm
Polymorphs :	62 %	38 to 70 %
Lymphocytes :	34 %	15 to 48 %
Eosinophils :	2 %	0 to 6 %
Monocytes :	2 % [L]	3 to 11 %
Total :	100	< 100 > 100
WBC Count :	10400 /cmm	4000 to 10000 /cmm
Platelets Count :	309000 /cmm	1,50,000 to 4,50,000 /cmm
ESR - After One Hour :	7 mm/hr	1 to 13 mm/hr

Dr.Mehul Desai
M.B.D.C.P
Reg.No.G-9521



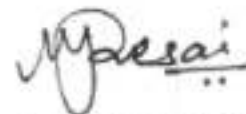
Patient Name : Vijaysingh . Dudl	Sample No. : 20231211090
Patient ID : 20231206500	
Age / Sex : 31y/Male	Visit No. : OPD20231220867
Consultant : DR SAURABH JAIN	Call. Date : 23/12/2023 08:34
Ward : -	S. Coll. Date : 23/12/2023 08:49
	Report Date : 23/12/2023 14:10

Blood Group

Investigation	Result	Normal Value
BLOOD GROUP :		
ABO	A	
Rh	Positive	

RENAL FUNCTION TEST

Investigation	Result	Normal Value
Creatinine :	1.3 mg/dl	0.6 - 1.4 mg/dl
Urea :	31 mg/ dl	13 - 45 mg/dl
Uric Acid :	4.2 mg/dl	3.5 - 7.2 mg/dl
Calcium :	9 mg/dl	8.5 - 10.5
Phosphorus :	4.8 mg/dl	1.5 - 6.8



Dr. Mehul Desai
M.B.D.C.P
Reg.No.G-9521



Patient Name : Vijaysingh . Dudi

Sample No. : 20231211090



Patient ID : 20231208500

Visit No. : OPD20231220867

Age / Sex : 31y/Male

Call. Date : 23/12/2023 08:34

Consultant : DR SAURABH JAIN

S. Coll. Date : 23/12/2023 08:49

Ward : -

Report Date : 23/12/2023 14:10

FBS & PPBS

Investigation	Result	Normal Value
Blood Sugar (FBS) :	98 mg/dl	74 - 100 mg/dl
Urine Sugar (FUS) :	Nil	
Blood Sugar (PP2BS) :	77 mg/dl	70 to 120 mg/dl
Urine Sugar (PP2US) :	Nil	

HBA1C

Investigation	Result	Normal Value
Glycosylated Hb :	4.8 %	Near Normal Glycemia : 6 to 7 Excellent Control : 7 to 8 Good Control : 8 to 9 Fair Control : 9 to 10 Poor Control : > 10
Average Plasma Glucose of Last 3 Months :	91.06	

Dr.Mehul Desai
M.B.D.C.P
Reg.No.G-9521




Patient Name : Vijaysingh . Dudi	Sample No. : 20231211090
Patient ID : 20231206500	
Age / Sex : 31y/Male	Visit No. : OPD20231220867
Consultant : DR SAURABH JAIN	Call. Date : 23/12/2023 08:34
Ward : -	S. Coll. Date : 23/12/2023 08:49
	Report Date : 23/12/2023 14:10

LFT (Liver Function Test)

Investigation	Result	Normal Value
Total Bilirubin :	0.5 mg/dl	0.2 to 1.0 mg/dl
Direct Bilirubin :	0.2 mg/dl	0.0 to 0.2 mg/dl
Indirect Bilirubin :	0.3 mg/dl	0.0 to 0.8 mg/dl
AST (SGOT) :	38 U/L [H]	5 to 34 U/L
ALT (SGPT) :	55 U/L	0 to 55 U/L
Total Protein (TP) :	7 g/dL	6.4 to 8.3, g/dl
Albumin (ALB) :	3.9 g/dl	3.5 to 5.2 g/dl
Globulin :	3.1 g/dl	2.3 to 3.5 g/dl
A/G Ratio :	1.26	
Alkaline Phosphatase (ALP) :	136 U/L	40 to 150 U/L
GAMMA GT. :	27 U/L	7 to 35 U/L

Dr.Mehul Desai
M.B.D.C.P
Reg.No.G-9521



Patient Name : Vijaysingh . Dudl	Sample No. : 20231211090
Patient ID : 20231206500	
Age / Sex : 31y/Male	Visit No. : OPD20231220867
Consultant : DR SAURABH JAIN	Call. Date : 23/12/2023 08:34
Ward : -	S. Coll. Date : 23/12/2023 08:49
	Report Date : 23/12/2023 14:10

Lipid Profile

Investigation	Result	Normal Value
Sample :	Fasting	
Sample Type :	Normal	
Cholesterol (Chol) :	134 mg/dl	Low risk : < 200 Moderate risk : 200 - 239 High risk : > or = 240
Triglyceride :	70 mg/dl	Normal : < 200.0 High : 200 - 499 Very High : > or = 500
HDL Cholesterol :	53 mg/dl	Low risk : >or = 60 mg/dL High risk : Up to 35 mg/dL
LDL :	67 mg/dl [L]	131.0 to 159.0(N) < 130.0(L) > 159.0(H)
VLDL :	14 mg/dl	Up to 0 to 34 mg/dl
LDL/HDL Ratio :	1.26	Low risk : 0.5 to 3.0 Moderate risk : 3.0 to 6.0 Elevted level high > 6.0
Total Chol / HDL Ratio :	2.53	Low Risk : 3.3 to 4.4 Average Risk : 4.4 to 7.1 Moderate Risk : 7.1 to 11.0 High Risk : > 11.0
Total Lipids :	557 mg/dl	400 to 700 mg/dl

Note :- Lipemic samples give high triglyceride value and falsely low LDL value.

Dr.Mehul Desai
M.B.D.C.P
Reg.No.G-9521



PATIENT NAME: VIJAYSINH DUDI

AGE/SEX: 31 YRS/M

DATE: Saturday, 23 December 2023

ULTRASOUND OF ABDOMEN & PELVIS

LIVER appears normal in size (11.6 cm) and shows normal parenchymal echogenicity. No evidence of focal lesion. No evidence of dilated IHBR or portal vein. CBD appears normal.

GALL BLADDER is distended. No e/o wall thickening, pericholecystic edema or calculus within.

VISUALIZED PART OF PANCREAS appears normal. MPD is WNL.

SPLEEN appears normal in size (10.1 cm) and shows normal parenchymal echogenicity. No evidence of focal lesion.

BOTH KIDNEYS appear normal in size (RK: 10.2 cm & LK: 11.5 cm) and position. Show normal cortical echogenicity. Corticomedullary differentiation is maintained. No calculus or hydronephrosis on either side.

URINARY BLADDER is full. Mucosal surface appears smooth with no e/o obvious wall thickening or calculus within.

PROSTATE appears normal in size (19.1 cc). No evidence of focal lesion noted.

BOWEL LOOPS appear normal and show normal peristalsis
No evidence of LYMPHADENOPATHY noted.
No evidence of ASCITES or PLEURAL EFFUSION noted.

IMPRESSION:

- No significant abnormality noted.

DR SHARAD RUNGTA (MD & DNB)
CONSULTANT RADIOLOGIST

Not all pathologies can be detected on ultrasound in each scan. Further radiographic evaluation is suggested if required.



Patient Name : Vijaysingh . Dudi	Sample No. : 20231211090
Patient ID : 20231206500	
Age / Sex : 31y/Male	Visit No. : OPD20231220867
Consultant : DR SAURABH JAIN	Call. Date : 23/12/2023 08:34
Ward : -	S. Coll. Date : 23/12/2023 08:49
	Report Date : 23/12/2023 14:10

Urine R/M

Investigation	Result	Normal Value
Quantity - :	20 ml	
Colour - :	Pale Yellow	
Reaction (pH) :	6.0	4.6-8.0
Turbidity :	Clear	
Deposit :	Absent	Absent
Sp.Gravity :	1.010	1.005-1.010
Protein :	Absent	Absent
Glucose :	Absent	Absent
Bile Salts :	Absent	Absent
Bile pigments :	Absent	Absent
Ketones :	Absent	Absent
Urobilinogen :	Absent	
Blood :	Absent	Absent
Pus Cells :	Absent /hpf	0-5/hpf
Red Blood Cells :	Absent /hpf	Absent
Epithelial Cells :	0-1 /hpf	

Dr.Mehul Desai
M.B.D.C.P
Reg.No.G-9521



Examination By Ophthalmologist

Name:- VIJAY SINGH DUDI

Age:31/MALE

Reg.No: 20231206500

DOE:-23/12/2023

Present Complaints: C/O (LE) DV, CHILDHOOD

Medical History: NAD

Examination Of Eye:	<u>Right</u>	<u>Left</u>
External Examination :	WNL	WNL
Ati Seg Examination:	WNL	WNL
Schiotz Tonometry IOP:	(BE) DIGITALLY	WNL

Fundus: NIL

Without Glass Distant Vision: 6/6 _____ 6/60

Near Vision: __N6 _____ N10

With Glass Distant Vision: 6/10 _____ 6/18

Near Vision: N6 _____ N8

Colour Vision (With Ishihara Chart): (BE) WNL

IMPRESSION:- (LE) HYPEAMETROPIC AMBLYOPIA

Advice: CONSTANT WEAR GLASS / CONTANT LENS



DR PANKTI SHAH



OPHTHALMOLOGICAL CHECK UP

Name :	<u>Vijay Singh</u>				Reg. No.			
					Date	<u>23/12/23</u>		
	Right				Left			
	Sph.	Cyl	Axis	Vision	Sph.	Cyl	Axis	Vision
Distance	0.0	—		6/6	+6.0	—		6/18
Near								

Type of Glasses :


Dr's Sign



PHYSICIAN EXAMINATION

Name:- VIJAYSINGH DUDI

Age: 31/MALE

Reg.No:-20231206500

DOE: 23/12/2023

Physical Examination:

Height: 155 CM

Weight: 80KG

PULSE: 102 Temperature: NORMAL

BMI: 33.3

BP: 126/74

SPO2- 97%

Chief Complaint: NAD

Past History: NAD

P/H/O SX DONE ANAL FISTULA/SINUS

General Examination: NAD

Systemic Examination: NAD

INVESTIGATION :

ADVICE: NAD



DR SAURABH JAIN



Patient ID : 20231206500

Age / Sex : 31y / M

Patient Name : VIJAYSINGH . DUDI

Dr. Name : DR SAURABH JAIN

Referred By : self

City/Village : Vadodara

Class : Contract

PAN Card : AAQCS5566G

Visit No. : OPD20231220887(OPD)

Bill No. : OPD20231220867

Bill Date : N/A

Speciality : Internal Medicine

Company Name : Mediwheel Health Check Up

GSTIN : 24AAQCS5566G2ZW

SAC : 999312 "Medical Service covered under healthcare service"

Mobile No. : 9460440550

Expense Details	Qty	Rate	Gross Amount	Waive	Net Amount
Visit Charge					
23/12/2023 Physician First Consultation OPD	1.0	0.0	0.00	0.0	0.00
Ophthalmologist First Consultation OPD	1.0	0.0	0.00	0.0	0.00
Visit Charge (Subtotal)			0.0	0.0	0.00
PATHOLOGY					
23/12/2023 CBC, ESR	1.0			0.0	
Urine R/M	1.0			0.0	
STOOL EXAMINATION	1.0			0.0	
Blood Group	1.0			0.0	
TFT (Thyroid Function Test)	1.0			0.0	
Lipid Profile	1.0			0.0	
RENAL FUNCTION TEST	1.0			0.0	
LFT (Liver Function Test)	1.0			0.0	
FBS & PPBS	1.0			0.0	
HBA1C	1.0			0.0	
MediWheel Full Body Health Check-Up(Male Below 40)	1.0	2000.0	2000.00	0.0	2000.00
PATHOLOGY (Subtotal)			2000.0	0.0	2000.00
Radiology					
23/12/2023 X-RAY CHEST PA	1.0			0.0	
USG WHOLE ABDOMEN SCREENING	1.0			0.0	
X-RAY CHEST PA	1.0	0.0	0.00	0.0	0.00
USG WHOLE ABDOMEN SCREENING	1.0	0.0	0.00	0.0	0.00
Radiology (Subtotal)			0.0	0.0	0.00
Non Invasive Cardiology					
23/12/2023 ECG Charge(OPD Base)	1.0	0.0	0.00	0.0	0.00
ECHO COLOUR DOPPLER SCREENING	1.0	0.0	0.00	0.0	0.00
Non Invasive Cardiology (Subtotal)			0.0	0.0	0.00
Total Bill Amount					2000.00
Net payable amount					2000.00
Bill Outstanding					2000.00

Received With Thanks From VIJAYSINGH . DUDI of Rs 0.0/-
(Rs Zero Only)



LETTER OF APPROVAL / RECOMMENDATION

To,

The Coordinator,
Mediwheel (Arcofemi Healthcare Limited)
Helpline number: 011- 41195959

Dear Sir / Madam,

Sub: Annual Health Checkup for the employees of Bank of Baroda

This is to inform you that the following employee wishes to avail the facility of Cashless Annual Health Checkup provided by you in terms of our agreement.

PARTICULARS	EMPLOYEE DETAILS
NAME	MR. DUDI VIJAY SINGH
EC NO.	182999
DESIGNATION	BRANCH OPERATIONS
PLACE OF WORK	VADAGAM
BIRTHDATE	21-12-1992
PROPOSED DATE OF HEALTH CHECKUP	23-12-2023
BOOKING REFERENCE NO.	23D182999100079638E

This letter of approval / recommendation is valid if submitted along with copy of the Bank of Baroda employee id card. This approval is valid from **16-12-2023** till **31-03-2024**. The list of medical tests to be conducted is provided in the annexure to this letter. Please note that the said health checkup is a **cashless facility** as per our tie up arrangement. We request you to attend to the health checkup requirement of our employee and accord your top priority and best resources in this regard. The EC Number and the booking reference number as given in the above table shall be mentioned in the invoice, invariably.

We solicit your co-operation in this regard.

Yours faithfully,

Sd/-

**Chief General Manager
HRM Department
Bank of Baroda**

(Note: This is a computer generated letter. No Signature required. For any clarification, please contact Mediwheel (Arcofemi Healthcare Limited))

प्रति,

समन्वयक,

Mediwheel (Arcofemi Healthcare Limited)

हेल्पलाइन नंबर: 011-41195959

महोदय/ महोदया,

विषय: बैंक ऑफ़ बड़ोदा के कर्मचारियों के लिए वार्षिक स्वास्थ्य जांच।

हम आपको सूचित करना चाहते हैं कि हमारे कर्मचारी जिनका विवरण निम्नानुसार है हमारे करार के अनुसार आपके द्वारा उपलब्ध कराई गई कैशलेस वार्षिक स्वास्थ्य जांच सुविधा का लाभ लेना चाहते हैं।

	कर्मचारी विवरण
नाम	MR. DUDI VIJAY SINGH
क.कू.संख्या	182999
पदनाम	BRANCH OPERATIONS
कार्य का स्थान	VADAGAM
जन्म की तारीख	21-12-1992
स्वास्थ्य जांच की प्रस्तावित तारीख	23-12-2023
बुकिंग संदर्भ सं.	23D182999100079638E

यह अनुमोदन/ संस्तुति पत्र तभी वैध माना जाएगा जब इसे बैंक ऑफ़ बड़ोदा के कर्मचारी आईडी कार्ड की प्रति के साथ प्रस्तुत किया जाएगा। यह अनुमोदन पत्र दिनांक 16-12-2023 से 31-03-2024 तक मान्य है। इस पत्र के साथ किए जाने वाले चिकित्सा जांच की सूची अनुलग्नक के रूप में दी गई है। कृपया नोट करें कि उक्त स्वास्थ्य जांच हमारी टाई-अप व्यवस्था के अनुसार कैशलेस सुविधा है। हम अनुरोध करते हैं कि आप हमारे कर्मचारी के स्वास्थ्य जांच संबंधी आवश्यकताओं पर उचित कार्रवाई करें तथा इस संबंध में अपनी सर्वोच्च प्राथमिकता तथा सर्वोत्तम संसाधन उपलब्ध कराएं। उपर्युक्त सारणी में दी गई कर्मचारी कूट संख्या एवं बुकिंग संदर्भ संख्या का उल्लेख अनिवार्य रूप से इनवॉइस में किया जाना चाहिए।

हम इस संबंध में आपके सहयोग की अपेक्षा करते हैं।

भवदीय,

हस्ता/-

(मुख्य महाप्रबंधक)

मानव संसाधन प्रबंधन विभाग

बैंक ऑफ़ बड़ोदा

(नोट: यह कंप्यूटर द्वारा जनरेट किया गया पत्र है। हस्ताक्षर की आवश्यकता नहीं है। कृपया किसी भी स्पष्टीकरण के लिए Mediwheel (Arcofemi Healthcare Limited) से संपर्क करें।)

Compose

Inbox 38

Starred

Snocced

Sent

Drafts

More

Labels



011-4

Dear Vijay singh dadi,

We are pleased to confirm your health checkup booking request with the following details:

Booking Date : 18-12-2023

Hospital Package Name : Mediwheel Full Body Health Checkup Male Below 40

Patient Package Name : Mediwheel Full Body Health Checkup Male Below 40

Name of Diagnostic/Hospital : Savita Super Specialty Hospital

Address of Diagnostic/Hospital : Parivar Char Rasta, Dabhoi - Waghodia Ring Rd, Sarthi Rd, Kendranagar, Vadodara - 390019

City : Vadodara

State :

Pincode : 390019

Appointment Date : 23-12-2023