



YASHFEEN CARDIAC HOSPITAL™

MANAGED BY :- YASHFEEN FOUNDATION

VIRAVAL, NAVSARI. 396 445. PHONE : (H) (02637) 235725

Website : www.yashfeenhospital.in E-mail : info@yashfeenhospital.in



(Regd. No. E/1390/Navsari)

(Stationary For Report Only)

2D ECHO CARDIOGRAPHY COLOUR DOPPLER REPORT

Patient Name & No	: KUSUM MANHAR SHAH CH23003607	Age/Sex	UHID :	:
Doctor	: Mohil Nagad	60/ F	No :	: 428
Referred By	:		Date :	: 29/04/2023

M-Mode findings

LVIDd : 40mm
 LVIDs : 28mm
 IVSd : 12mm
 PWd : 12mm
 EF : 60%
 Aorta : 20mm
 LA : 32mm

2D Imaging

Aortic Valve : Trileaflet, Normal
 Mitral Valve : Thin, Pliable, Normal Mobility, Mild MR
 Tricuspid Valve : Normal, RVSP: + RAP
 Pulmonary Valve : Normal

=> : Mild Concentric LVH.
 => : All cardiac valves are normal.
 => : No regional wall motion abnormality.
 => : Normal LV systolic function.
 => : Grade I diastolic dysfunction
 => : IAS/IVS intact.
 => : No obvious clots/ vegetations/ or effusion.
 => : IVC Normal size.

Doppler Findings

=> : No MS/MR, No TS/TR, No AS/AR & No PS/PR
 Mitral inflow Pattern : E > A
 Tissue Doppler Findings : E' > A'

Impression

: Hypertensive Heart Disease, Normal LVEF;60%, NO RWMA, Mild Concentric LVH, Grade I diastolic dysfunction, Mild MR

Report Prepared By



Report Checked By

DR. MOHIL NAGAD
 M.D. Medicine, DMCC & PCC
 Senior Consultant Interventional Cardiology
 Reg. No. G- 22893
 YASHFEEN HOSPITAL, NAVSARI

Designed By : Sarita Infotech Pvt. Ltd., Navsari

YASHFEEN IMAGING & RADIOLOGY DEPARTMENT

MANAGED BY :- YASHFEEN FOUNDATION

VIRAVAL, NAVSARI. 396 445. PHONE : (H) (02637) 235725

Website : www.yashfeenhospital.in E-mail : info@yashfeenhospital.in

Name	KUSUM MANHAR SHAH	Age	60Y/F
Ref by Dr	SELF	Date	29/04/2023

USG ABDOMEN & PELVIS (SCREENING)(TVS)

Liver appears normal in size & shape with normal echopattern.
No e/o focal or diffuse lesion. IHBR appear normal.
PV and CBD appear normal.

Gall bladder appears distended & normal in shape & size. No e/o calculus or mass seen.
Walls appear normal.

Pancreas appears normal in size and echogenicity. No e/o focal or diffuse lesion.

Spleen appears normal in size and shows normal echopattern. No e/o focal lesion.

Both Kidneys appear normal in size and echopattern. CM Differentiation is preserved.
No e/o calculus or hydronephrosis on either side.
Perirenal spaces appear normal on either side.
Suprarenal regions appear normal on either side. No e/o mass lesion.

Bladder is empty (due to non-compliance of patient). Adv: Follow up USG with normally distended bladder.

Uterus appears anteverted, normal in size & shows heterogeneously hypo echoic rounded lesions involving anterior and posterior walls. Largest measures 2.6 x 2.6 cm in anterior wall.

Endometrial cavity is empty. ET- 5 mm.

Both ovaries appear normal in size & echopattern.
No e/o adnexal mass on either side.

RIF region appears normal.

No e/o ascites.

IMPRESSION:
Uterine fibroids.



Dr. DHARMESH DESAI
(M.D. Radiology)
Dr. Dharmesh Desai 45284
YASHFEEN GROUP OF HOSPITAL

Please contact immediately for any typographical error.

This is only professional opinion, not a final diagnosis. Kindly correlate clinically. Not valid for medicolegal purpose.

YASHFEEN IMAGING & RADIOLOGY DEPARTMENT

MANAGED BY :- YASHFEEN FOUNDATION

VIRAVAL, NAVSARI. 396 445. PHONE : (H) (02637) 235725

Website : www.yashfeenhospital.in E-mail : info@yashfeenhospital.in

Name	KUSUM MANHAR SHAH	Age	60Y/F
Ref by Dr	SELF	Date	29/04/2023


USG BOTH BREASTS (SCREENING)

Breast parenchyma appears normal.
No e/o focal solid or cystic lesion.
No e/o mass or abscess.
No e/o calcification.
Skin and subcutaneous tissue appears normal
Pectoral muscles appear normal
Axillary region appears normal.

IMPRESSION:

No significant abnormality detected.




Dr. Dharmesh Desai
MD

Dr. DHARMESH DESAI

(M.D. Radiology)

Reg.No. G - 45284

YASHFEEN GROUP OF HOSPITAL

Please contact immediately for any typographical error.

This report is a professional opinion and not a final diagnosis. Kindly correlate clinically. Not valid for medicolegal purpose.

YASHFEEN IMAGING & RADIOLOGY DEPARTMENT

MANAGED BY :- YASHFEEN FOUNDATION

VIRAVAL, NAVSARI. 396 445. PHONE : (H) (02637) 235725

Website : www.yashfeenhospital.in E-mail : info@yashfeenhospital.in

Patient's Name:	KUSUM M. SHAH	Age & Sex:	60Yrs/F
Ref. by Dr.	SELF	Date:	29-04-2023

X RAY CHEST (PA VIEW)

Both lung fields appear normal.

Both hila appear normal.

Both CP angles appear clear.

Cardiac size appears within normal limit.

Both domes of diaphragm appear normal.

Bony thoracic cage appears normal.

IMPRESSION:

- Normal X-ray chest (PA view).


Dr. Dharmesh Desai

Dr. DHARMESH DESAI
(M.D. Radiology)

Reg. No. G. 45284

YASHFEEN GROUP OF HOSPITAL



Please contact immediately for any typographical error.

This is the professional opinion, not a final diagnosis. Kindly correlate clinically. Not valid for medicolegal purpose.



YASHFEEN CARDIAC HOSPITAL

EYE DEPARTMENT

Chief Complaint :

Refraction Checker

Medical History : DM / HT / Asthama / Allergy / Heart / Thyroid /

HTD with Glaucoma

Ocular History :

Visual Acuity : Partly $\left\{ \begin{matrix} 6/18 \\ 6/18 \end{matrix} \right.$

IOP :

	RIGHT EYE (PH.....)				LEFT EYE (P	
	Sph.	Cyl.	Axis	V/A	Sph.	Cyl.
Distance						
Near						

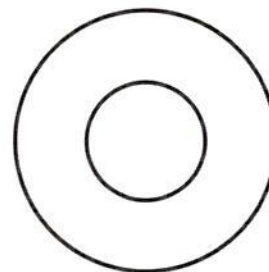
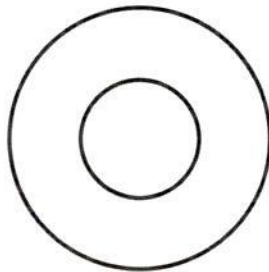
POTEC (PLM-8888 P)
29/04/2023 11:53:00
NO: 01166
NAME:

Cyl. From: +/- ARBE: 42[d]
<R> SPH CYL AX
+1.50 +0.75 171
ADD 2.25
<L> SPH CYL AX
+1.50 +0.75 167
ADD 2.00

YASHFEEN CARDIAC HOSPITAL
NAVSARI.

Distance/Reading/Bi-Focal/Progressive

← Cetaxol →
(MS-I)



Actu
flu Actu
2-mth

Res not





YASHFEEN CARDIAC HOSPITAL™

At. & Po. Viraval, Navsari. 396 445. Phone (H) (02637) 235725

Website : www.yashfeenhospital.in E-mail : info@yashfeenhospital.in

(For Laboratory Reports Only)



Patient Name : KUSUM MANHAR SHAH

Age : 60 Years Sex : F

Ref By Dr. : -

Area : Navsari Date : 29/04/2023

Sample Time : 29/04/2023 09:25 No : 29

Time : 3:10PM

HAEMOGRAM REPORT

Test	Findings	UOM	Normal Range
HAEMOGLOBIN	14.5	gm/dl	M-13.5-17.0 F-11.5-15.5
HAEMOGRAM			
RED BLOOD CELL	5.56	10 ⁶ /μL	3.76 - 5.70
TOTAL LEUCOCYTE COUNT	6900	cells/cumm	4,000-11,000
Differential Count			
Neutrophil	46	%	40-75
Lymphocytes	44	%	20-40
Eosinophil	5	%	1-6
Monocytes	5	%	2-10
Basophils	0	%	0-0
PLATELET COUNT	295000	lacs/cumm	1.5-5.5 Lacs
RBC INDICES			
P.C.V.	43.9	%	M-40-56% F-37-47%
M.C.V.	79.0	cu/microns	76-94
M.C.H.	26.0	pg	27-30
M.C.H.C.	32.9	-	30-35
E.S.R.(1 hour)	8	mm/hr.	M-5-10, F-5-20



P. Chaudhari
Dr. PIYUSH B. CHAUDHARI
M.D. Medicine
Reg. No. G-21518

Remarks

Designed By : Sarita Infotech Pvt. Ltd., Navsari

Yashfeen Cardiac Hospital

Patel
signature

Thanks for Reference

Technician



YASHFEEN CARDIAC HOSPITAL™

At. & Po. Viraval, Navsari. 396 445. Phone (H) (02637) 235725

Website : www.yashfeenhospital.in E-mail : info@yashfeenhospital.in

(For Laboratory Reports Only)



Patient Name : KUSUM MANHAR SHAH

Age : 60 Years Sex : F

Ref By Dr. : -

Area : Navsari

Date : 29/04/2023

Sample Time : 29/04/2023 09:25 No : 29

Time : 3:10PM

BLOOD GROUP TEST REPORT

Test	Findings	UOM	Normal Range
BLOOD GROUP	" B "	-	-
RH FACTOR	POSITIVE	-	-



Dr. PIYUSH B. CHAUDHARI
M. D. Medicine
Reg. No. G-21518

Remarks

Designed By : Sarita Infotech Pvt. Ltd., Navsari

Yashfeen Cardiac Hospital

Dr. Harbajee
signature

Thanks for Reference

Technician



YASHFEEN CARDIAC HOSPITAL™

At. & Po. Viraval, Navsari. 396 445. Phone (H) (02637) 235725

Website : www.yashfeenhospital.in E-mail : info@yashfeenhospital.in

(For Laboratory Reports Only)



Patient Name : KUSUM MANHAR SHAH

Age : 60 Years Sex : F

Ref By Dr. : -

Area : Navsari

Date : 29/04/2023

Sample Time : 29/04/2023 09:25 No : 29

Time : 3:11PM

HAEMOGLOBIN A1 C ESTIMATION

Test	Findings	UOM	Normal Range
Hb A1C	5.6	%	>8 :Action Suggested, 7-8 :Good Control, <7 :Goal, 6-7 :Near Normal Glycemia, <6 :Non-diabetic Level
Technique METHOD - HPLC			
Mean Blood Glucose	113.5	mg/dL	



Dr. PIYUSH B. CHAUDHARI
M.D. Medicine
Reg. No. G-21518

Remarks

Designed By : Sarita Infotech Pvt. Ltd., Navsari

Yashfeen Cardiac Hospital

Dr. Harshdeep
signature

Thanks for Reference

Technician



YASHFEEN CARDIAC HOSPITAL™

At. & Po. Viraval, Navsari. 396 445. Phone (H) (02637) 235725

Website : www.yashfeenhospital.in E-mail : info@yashfeenhospital.in

(For Laboratory Reports Only)



Patient Name : KUSUM MANHAR SHAH

Age : 60 Years Sex : F

Ref By Dr. : -

Area : Navsari

Date : 29/04/2023

Sample Time : 29/04/2023 09:25 No : 29

Time : 3:11PM

LIPID PROFILE TEST REPORT

Test	Findings	UOM	Normal Range
S.CHOLESTEROL	205.2	mg/dL	<200:Desirable, 200-239:Borderline High, >=240:High
HDL CHOLESTEROL	54.1	mg/dL	<40:Low(High Risk), >=60:High(Low Risk)
LDL CHOLESTEROL	153.1	mg/dL	<100: Optimal, 100-129: Nearoptimal/ Aboveoptimal, 130-159:BorderlineHigh,16 0-189:High,>=190:Very
VLDL CHOLESTEROL	23.4	mg/dL	UPTO 40
S.TRIGLYCERIDES	117.0	mg/dL	<150:Normal, 150-199:Borderline High,200-499:High, >=500:Very Hi
CHOL/ HDL RATIO	3.8	mg/dL	LESS THAN 5
LDL/ HDL RATIO	2.8	mg/dL	LESS THAN 5



P. Chaudhari
Dr. PIYUSH B. CHAUDHARI
M.D. Medicine
Reg. No. G-21518

Remarks

Designed By : Sarita Infotech Pvt. Ltd., Navsari

Yashfeen Cardiac Hospital

Dr. Harbejee
signature

Thanks for Reference

Technician



YASHFEEN CARDIAC HOSPITAL™

At. & Po. Viraval, Navsari. 396 445. Phone (H) (02637) 235725

Website : www.yashfeenhospital.in E-mail : info@yashfeenhospital.in

(For Laboratory Reports Only)



Patient Name : KUSUM MANHAR SHAH

Age : 60 Years Sex : F

Ref By Dr. : -

Area : Navsari

Date : 29/04/2023

Sample Time : 29/04/2023 09:25 No : 29

Time : 3:11PM

LIVER FUNCTION TEST REPORT

Test	Findings	UOM	Normal Range
TOTAL BILIRUBIN	0.3	mg/dL	0-1.0
DIRECT BILIRUBIN	0.1	mg/dL	0-0.8
INDIRECT BILIRUBIN	0.2	mg/dL	0-0.2
SGPT	17.6	U/L	Below 40.0
S.ALKALINE PHOSPHATASE	104.7	U/L	CH . 170.0-515.0 A. 37.0-147.0
TOTAL PROTEIN	6.9	g/dl	6.0-8.0
ALBUMIN	4.4	g/dl	3.0-5.0
GLOBULIN	2.5	g/dl	3.0-3.5
A/G	1.8	g/dl	
SGOT	18.5	U/L	Below 40.0



Dr. PIYUSH B. CHAUDHARI
M.D. Medicine
Reg. No. G-21518

Remarks

Designed By : Sarita Infotech Pvt. Ltd., Navsari

Yashfeen Cardiac Hospital

Dr. Harjeet
Signature

Thanks for Reference

Technician



YASHFEEN CARDIAC HOSPITAL™

At. & Po. Viraval, Navsari. 396 445. Phone (H) (02637) 235725

Website : www.yashfeenhospital.in E-mail : info@yashfeenhospital.in

(For Laboratory Reports Only)



Patient Name : KUSUM MANHAR SHAH

Age : 60 Years Sex : F

Ref By Dr. : -

Area : Navsari

Date : 29/04/2023

Sample Time : 29/04/2023 09:25 No : 29

Time : 3:11PM

BIOCHEMICAL TEST REPORT

Test	Findings	UOM	Normal Range
S.CREATININE	0.7	mg/dL	M .0.9-1.4 , F. 0.8-1.2
S.URIC ACID	5.3	mg/dL	Male:3.5-7.2, Female:2.6-6.0
BLOOD UREA NITROGEN	11.2	mg/dL	4.7-23.0



P. Chaudhari
Dr. PIYUSH B. CHAUDHARI
M.D. Medicine
Reg. No. G-21518

Remarks

Designed By : Sarita Infotech Pvt. Ltd., Navsari

Yashfeen Cardiac Hospital

Dr. Harbajee
Signature

Thanks for Reference

Technician



YASHFEEN CARDIAC HOSPITAL™

At. & Po. Viraval, Navsari. 396 445. Phone (H) (02637) 235725

Website : www.yashfeenhospital.in E-mail : info@yashfeenhospital.in

(For Laboratory Reports Only)



Patient Name : KUSUM MANHAR SHAH

Age : 60 Years Sex : F

Ref By Dr. : -

Area : Navsari

Date : 29/04/2023

Sample Time : 29/04/2023 09:25 No : 29

Time : 3:11PM

THYROID FUNCTION TEST REPORT

Test	Findings	UOM	Normal Range
T3 (TRIODOXYRONE)	1.25	ng/ml	NEWBORNS:0.73-2.88 6DAYS-3MONTHS:0.80-2.75 4-12MONTHS:0.86-2.65 1-6YEARS:0.92-2.48 7-11YEARS:0.93-2.31 12-20YEARS:0.91-2.18 ADULT:0.80-2.00
T4(THYROXINE)	8.95	µg/dl	NEWBORNS:5.04-18.5, 6DAYS-3MONTHS:5.41-17.0, 4-12 MONTHS:5.67-16.0, 1-6YEARS:5.95-14.7, 7-11 YEARS:5.99-13.8, 12-20 YEARS:5.91-13.2, ADULTS:5.10-14.1
TSH	2.52	µIU/ml	NEWBORNS:0.70-15.2, 6DAYS-3MONTHS:0.72-11.0, 4-12MONTHS:0.73-8.35, 1-6YEARS:0.70-5.97, 7-11YEARS:0.60-4.84, 12-20YEARS:0.51-4.30, ADULTS:0.27-4.20

TECHNIQUE

ELECTROCHEMILUMINESCENCE



P. Chaudhari
Dr. PIYUSH B. CHAUDHARI
M. D. Medicine
Reg. No. G-21518

Remarks

Designed By : Sarita Infotech Pvt. Ltd., Navsari

Yashfeen Cardiac Hospital

Dr. Harjeet
signature

Thanks for Reference

Technician



YASHFEEN CARDIAC HOSPITAL™

At. & Po. Viraval, Navsari. 396 445. Phone (H) (02637) 235725

Website : www.yashfeenhospital.in E-mail : info@yashfeenhospital.in

(For Laboratory Reports Only)



Patient Name : KUSUM MANHAR SHAH

Age : 60 Years Sex : F

Ref By Dr. : -

Area : Navsari

Date : 29/04/2023

Sample Time : 29/04/2023 09:25 No : 29

Time : 3:11PM

GGT TEST REPORT

Test	Findings	UOM	Normal Range
SERUM GGT	38	U/L	10-71 U/L



P. Chaudhari
Dr. PIYUSH B. CHAUDHARI
M.D. Medicine
Reg. No. G-21518

Remarks

Designed By : Sarita Infotech Pvt. Ltd., Navsari

Yashfeen Cardiac Hospital

S. Harbajee
signature

Thanks for Reference

Technician



YASHFEEN CARDIAC HOSPITAL™

At. & Po. Viraval, Navsari. 396 445. Phone (H) (02637) 235725

Website : www.yashfeenhospital.in E-mail : info@yashfeenhospital.in
(For Laboratory Reports Only)



Patient Name : KUSUM MANHAR SHAH

Age : 60 Years Sex : F

Ref By Dr. : -

Area : Navsari

Date : 29/04/2023

Sample Time : 29/04/2023 09:25 No : 29

Time : 3:11PM

ROUTINE URINE ANALYSIS

Test	Findings	UOM	Normal Range
PHYSICAL EXAMINATION			
Quantity	-	-	
Colour	YELLOW	-	
Appearance	CLEAR	-	
Reaction	ACIDIC	-	
Sp. Gravity	1.010	-	
CHEMICAL EXAMINATION			
U.Albumin	NIL	-	
Sugar	NIL	-	
Acetone	NIL	-	
Bile Salt	NIL	-	
Bile Pigment	NIL	-	
Occult Blood	NIL	-	
MICROSCOPIC EXAMINATION			
Pus Cells	2-3	/hpf	
Epithelial cells	1-2	/hpf	
Red cells	ABSENT	/hpf	
Casts	-	/hpf	
Crystals	AMORPHOUS SEEN	/hpf	
Others	BACTERIA {++} SEEN	/hpf	



Dr. PIYUSH B. CHAUDHARI
M.D. Medicine
Reg. No. G-21518

Remarks

Designed By : Sarita Infotech Pvt. Ltd., Navsari

Yashfeen Cardiac Hospital

Dr. Harshdeep
signature

Thanks for Reference

Technician



YASHFEEN CARDIAC HOSPITAL™

At. & Po. Viraval, Navsari. 396 445. Phone (H) (02637) 235725

Website : www.yashfeenhospital.in E-mail : info@yashfeenhospital.in

(For Laboratory Reports Only)



Patient Name : KUSUM MANHAR SHAH

Age : 60 Years Sex : F

Ref By Dr. : -

Area : Navsari

Date : 29/04/2023

Sample Time : 29/04/2023 11:45 No : 29

Time : 3:11PM

BLOOD SUGAR TEST REPORT

Test	Findings	UOM	Normal Range
FASTING BLOOD SUGAR	102.0	mg/dL	70-110
FASTING URINE SUGAR	NIL	-	NIL
POSTPANDRIAL BLOOD SUGAR	93.0	mg/dL	70-140
POSTPANDRIAL URINE SUGAR	NIL	-	NIL



P. Chaudhari
Dr. PIYUSH B. CHAUDHARI
M.D. Medicine
Reg. No. G-2151

Remarks

Designed By : Sarita Infotech Pvt. Ltd., Navsari

Yashfeen Cardiac Hospital

S. Harbajee

Signature

Thanks for Reference

Technician

KUSUM, SHAH

ID:

DOB:

60 Years , ,

Female , Unknown

Med.:

Location:

Referring Physician:

Notes:

29-04-2023 09:58:40

Vent. Rate:	89 BPM
PR int:	136 ms
QRS dur:	86 ms
QT/QTc:	357/403 ms
P-R-T axes:	64 41 60
Avg. RR:	673 ms
QTcB:	435 ms
QTcF:	407 ms

SINUS RHYTHM
NORMAL ECG

UNCONFIRMED REPORT

Reviewed by:

Signed by:

Date:



P. Chaudhari
Dr. PIYUSH B. CHAUDHARI
 M.D. Medicine
 Reg. No. G-21518

Kusum Manohar Shah 60/F

