



CID : 2309405247
Name : MR.KALPESH JOSHI
Age / Gender : 35 Years / Male
Consulting Dr. : -
Reg. Location : Borivali West (Main Centre)

Collected : 04-Apr-2023 / 09:40
Reported : 04-Apr-2023 / 15:04

Use a QR Code Scanner
Application To Scan the Code

AERFOCAMI HEALTHCARE BELOW 40 MALE/FEMALE

<u>PARAMETER</u>	<u>RESULTS</u>	<u>BIOLOGICAL REF RANGE</u>	<u>METHOD</u>
GLUCOSE (SUGAR) FASTING, Fluoride Plasma	130.9	Non-Diabetic: < 100 mg/dl Impaired Fasting Glucose: 100-125 mg/dl Diabetic: >/= 126 mg/dl	Hexokinase
GLUCOSE (SUGAR) PP, Fluoride Plasma PP/R	156.3	Non-Diabetic: < 140 mg/dl Impaired Glucose Tolerance: 140-199 mg/dl Diabetic: >/= 200 mg/dl	Hexokinase
BILIRUBIN (TOTAL), Serum	0.5	0.1-1.2 mg/dl	Colorimetric
BILIRUBIN (DIRECT), Serum	0.2	0-0.3 mg/dl	Diazo
BILIRUBIN (INDIRECT), Serum	0.30	0.1-1.0 mg/dl	Calculated
TOTAL PROTEINS, Serum	7.0	6.4-8.3 g/dL	Biuret
ALBUMIN, Serum	4.8	3.5-5.2 g/dL	BCG
GLOBULIN, Serum	2.2	2.3-3.5 g/dL	Calculated
A/G RATIO, Serum	2.2	1 - 2	Calculated
SGOT (AST), Serum	36.2	5-40 U/L	NADH (w/o P-5-P)
SGPT (ALT), Serum	57.5	5-45 U/L	NADH (w/o P-5-P)
GAMMA GT, Serum	16.8	3-60 U/L	Enzymatic
ALKALINE PHOSPHATASE, Serum	81.8	40-130 U/L	Colorimetric
BLOOD UREA, Serum	15.1	12.8-42.8 mg/dl	Kinetic
BUN, Serum	7.1	6-20 mg/dl	Calculated
CREATININE, Serum	0.97	0.67-1.17 mg/dl	Enzymatic



CID : 2309405247
Name : MR.KALPESH JOSHI
Age / Gender : 35 Years / Male
Consulting Dr. : -
Reg. Location : Borivali West (Main Centre)

Collected : 04-Apr-2023 / 09:40
Reported : 04-Apr-2023 / 19:31

Use a QR Code Scanner
Application To Scan the Code

eGFR, Serum	94	>60 ml/min/1.73sqm	Calculated
URIC ACID, Serum	5.5	3.5-7.2 mg/dl	Enzymatic
Urine Sugar (Fasting)	Absent	Absent	
Urine Ketones (Fasting)	Absent	Absent	
Urine Sugar (PP)	Absent	Absent	
Urine Ketones (PP)	Absent	Absent	

*Sample processed at SUBURBAN DIAGNOSTICS (INDIA) PVT. LTD Borivali Lab, Borivali West
*** End Of Report ***

Bmhasakar

Dr.KETAKI MHASKAR
M.D. (PATH)
Pathologist





CID : 2309405247
Name : MR.KALPESH JOSHI
Age / Gender : 35 Years / Male
Consulting Dr. : -
Reg. Location : Borivali West (Main Centre)

Use a QR Code Scanner
Application To Scan the Code
Collected : 04-Apr-2023 / 09:40
Reported : 04-Apr-2023 / 14:28

AERFOCAMI HEALTHCARE BELOW 40 MALE/FEMALE
ERYTHROCYTE SEDIMENTATION RATE (ESR)

<u>PARAMETER</u>	<u>RESULTS</u>	<u>BIOLOGICAL REF RANGE</u>	<u>METHOD</u>
ESR, EDTA WB-ESR	5	2-15 mm at 1 hr.	Sedimentation

*Sample processed at SUBURBAN DIAGNOSTICS (INDIA) PVT. LTD Borivali Lab, Borivali West
*** End Of Report ***

Bmhaskar

Dr.KETAKI MHASKAR
M.D. (PATH)
Pathologist





CID : 2309405247
Name : MR.KALPESH JOSHI
Age / Gender : 35 Years / Male
Consulting Dr. : -
Reg. Location : Borivali West (Main Centre)

Use a QR Code Scanner Application To Scan the Code
Collected : 04-Apr-2023 / 09:40
Reported : 04-Apr-2023 / 15:38

AERFOCAMI HEALTHCARE BELOW 40 MALE/FEMALE
GLYCOSYLATED HEMOGLOBIN (HbA1c)

<u>PARAMETER</u>	<u>RESULTS</u>	<u>BIOLOGICAL REF RANGE</u>	<u>METHOD</u>
Glycosylated Hemoglobin (HbA1c), EDTA WB - CC	7.0	Non-Diabetic Level: < 5.7 % Prediabetic Level: 5.7-6.4 % Diabetic Level: >/= 6.5 %	HPLC
Estimated Average Glucose (eAG), EDTA WB - CC	154.2	mg/dl	Calculated

Intended use:

- In patients who are meeting treatment goals, HbA1c test should be performed at least 2 times a year
- In patients whose therapy has changed or who are not meeting glycemic goals, it should be performed quarterly
- For microvascular disease prevention, the HbA1C goal for non pregnant adults in general is Less than 7%.

Clinical Significance:

- HbA1c, Glycosylated hemoglobin or glycated hemoglobin, is hemoglobin with glucose molecule attached to it.
- The HbA1c test evaluates the average amount of glucose in the blood over the last 2 to 3 months by measuring the percentage of glycosylated hemoglobin in the blood.

Test Interpretation:

- The HbA1c test evaluates the average amount of glucose in the blood over the last 2 to 3 months by measuring the percentage of Glycosylated hemoglobin in the blood.
- HbA1c test may be used to screen for and diagnose diabetes or risk of developing diabetes.
- To monitor compliance and long term blood glucose level control in patients with diabetes.
- Index of diabetic control, predicting development and progression of diabetic micro vascular complications.

Factors affecting HbA1c results:

Increased in: High fetal hemoglobin, Chronic renal failure, Iron deficiency anemia, Splenectomy, Increased serum triglycerides, Alcohol ingestion, Lead/opiate poisoning and Salicylate treatment.

Decreased in: Shortened RBC lifespan (Hemolytic anemia, blood loss), following transfusions, pregnancy, ingestion of large amount of Vitamin E or Vitamin C and Hemoglobinopathies

Reflex tests: Blood glucose levels, CGM (Continuous Glucose monitoring)

References: ADA recommendations, AACC, Wallach's interpretation of diagnostic tests 10th edition.

*Sample processed at SUBURBAN DIAGNOSTICS (INDIA) PVT. LTD Borivali Lab, Borivali West

*** End Of Report ***



Bmhasakar

Dr.KETAKI MHASKAR
M.D. (PATH)
Pathologist



CID : 2309405247
Name : MR.KALPESH JOSHI
Age / Gender : 35 Years / Male
Consulting Dr. : -
Reg. Location : Borivali West (Main Centre)

Use a QR Code Scanner
Application To Scan the Code
Collected : 04-Apr-2023 / 09:40
Reported : 04-Apr-2023 / 14:27

AERFOCAMI HEALTHCARE BELOW 40 MALE/FEMALE
EXAMINATION OF FAECES

<u>PARAMETER</u>	<u>RESULTS</u>	<u>BIOLOGICAL REF RANGE</u>
<u>PHYSICAL EXAMINATION</u>		
Colour	Brown	Brown
Form and Consistency	Semi Solid	Semi Solid
Mucus	Absent	Absent
Blood	Absent	Absent
<u>CHEMICAL EXAMINATION</u>		
Reaction (pH)	Acidic (6.0)	-
Occult Blood	Absent	Absent
<u>MICROSCOPIC EXAMINATION</u>		
Protozoa	Absent	Absent
Flagellates	Absent	Absent
Ciliates	Absent	Absent
Parasites	Absent	Absent
Macrophages	Absent	Absent
Mucus Strands	Absent	Absent
Fat Globules	Absent	Absent
RBC/hpf	Absent	Absent
WBC/hpf	Absent	Absent
Yeast Cells	Absent	Absent
Undigested Particles	Present +	-
Concentration Method (for ova)	No ova detected	Absent
Reducing Substances	-	Absent

*Sample processed at SUBURBAN DIAGNOSTICS (INDIA) PVT. LTD Borivali Lab, Borivali West
*** End Of Report ***

Bmhasakar

Dr.KETAKI MHASKAR
M.D. (PATH)
Pathologist



MC-2111



CID : 2309405247
Name : MR.KALPESH JOSHI
Age / Gender : 35 Years / Male
Consulting Dr. : -
Reg. Location : Borivali West (Main Centre)

Collected : 04-Apr-2023 / 09:40
Reported : 04-Apr-2023 / 13:29

Use a QR Code Scanner
Application To Scan the Code

AERFOCAMI HEALTHCARE BELOW 40 MALE/FEMALE
URINE EXAMINATION REPORT

<u>PARAMETER</u>	<u>RESULTS</u>	<u>BIOLOGICAL REF RANGE</u>	<u>METHOD</u>
<u>PHYSICAL EXAMINATION</u>			
Color	Pale yellow	Pale Yellow	-
Reaction (pH)	5.0	4.5 - 8.0	Chemical Indicator
Specific Gravity	1.010	1.001-1.030	Chemical Indicator
Transparency	Clear	Clear	-
Volume (ml)	40	-	-
<u>CHEMICAL EXAMINATION</u>			
Proteins	Absent	Absent	pH Indicator
Glucose	Absent	Absent	GOD-POD
Ketones	Absent	Absent	Legals Test
Blood	Absent	Absent	Peroxidase
Bilirubin	Absent	Absent	Diazonium Salt
Urobilinogen	Normal	Normal	Diazonium Salt
Nitrite	Absent	Absent	Griess Test
<u>MICROSCOPIC EXAMINATION</u>			
Leukocytes(Pus cells)/hpf	1-2	0-5/hpf	
Red Blood Cells / hpf	Absent	0-2/hpf	
Epithelial Cells / hpf	0-1		
Casts	Absent	Absent	
Crystals	Absent	Absent	
Amorphous debris	Absent	Absent	
Bacteria / hpf	2-3	Less than 20/hpf	
Others	-		

Interpretation: The concentration values of Chemical analytes corresponding to the grading given in the report are as follows:

- Protein:(1+ ~25 mg/dl, 2+ ~75 mg/dl, 3+ ~ 150 mg/dl, 4+ ~ 500 mg/dl)
- Glucose:(1+ ~ 50 mg/dl, 2+ ~100 mg/dl, 3+ ~300 mg/dl,4+ ~1000 mg/dl)
- Ketone:(1+ ~5 mg/dl, 2+ ~15 mg/dl, 3+ ~ 50 mg/dl, 4+ ~ 150 mg/dl)

Reference: Pack insert

*Sample processed at SUBURBAN DIAGNOSTICS (INDIA) PVT. LTD Borivali Lab, Borivali West

Bmhaskar

Dr.KETAKI MHASKAR
M.D. (PATH)
Pathologist



MC-2111



Use a QR Code Scanner
Application To Scan the Code

CID : 2309405247
Name : MR.KALPESH JOSHI
Age / Gender : 35 Years / Male
Consulting Dr. : -
Reg. Location : Borivali West (Main Centre)

Collected :
Reported :

*** End Of Report ***



CID : 2309405247
Name : MR.KALPESH JOSHI
Age / Gender : 35 Years / Male
Consulting Dr. : -
Reg. Location : Borivali West (Main Centre)

Use a QR Code Scanner
Application To Scan the Code
Collected : 04-Apr-2023 / 09:40
Reported : 04-Apr-2023 / 18:08

AERFOCAMI HEALTHCARE BELOW 40 MALE/FEMALE
BLOOD GROUPING & Rh TYPING

<u>PARAMETER</u>	<u>RESULTS</u>
ABO GROUP	O
Rh TYPING	Positive

NOTE: Test performed by automated Erythrocytes magnetized technology (EMT) which is more sensitive than conventional methods.

Specimen: EDTA Whole Blood and/or serum

Clinical significance:
ABO system is most important of all blood group in transfusion medicine


- Limitations:**
- ABO blood group of new born is performed only by cell (forward) grouping because allo antibodies in cord blood are of maternal origin.
 - Since A & B antigens are not fully developed at birth, both Anti-A & Anti-B antibodies appear after the first 4 to 6 months of life. As a result, weaker reactions may occur with red cells of newborns than of adults.
 - Confirmation of newborn's blood group is indicated when A & B antigen expression and the isoagglutinins are fully developed at 2 to 4 years of age & remains constant throughout life.
 - Cord blood is contaminated with Wharton's jelly that causes red cell aggregation leading to false positive result
 - The Hh blood group also known as Oh or Bombay blood group is rare blood group type. The term Bombay is used to refer the phenotype that lacks normal expression of ABH antigens because of inheritance of hh genotype.

- References:**
1. Denise M Harmening, Modern Blood Banking and Transfusion Practices- 6th Edition 2012. F.A. Davis company. Philadelphia
 2. AABB technical manual

*Sample processed at SUBURBAN DIAGNOSTICS (INDIA) PVT. LTD SDRL, Vidyavihar Lab
*** End Of Report ***

Dr. Leena Salunkhe

Dr.LEENA SALUNKHE
M.B.B.S, DPB (PATH)
Pathologist





CID : 2309405247
Name : MR.KALPESH JOSHI
Age / Gender : 35 Years / Male
Consulting Dr. : -
Reg. Location : Borivali West (Main Centre)

Collected : 04-Apr-2023 / 09:40
Reported : 04-Apr-2023 / 15:04

Use a QR Code Scanner
Application To Scan the Code

AERFOCAMI HEALTHCARE BELOW 40 MALE/FEMALE
LIPID PROFILE

PARAMETER	RESULTS	BIOLOGICAL REF RANGE	METHOD
CHOLESTEROL, Serum	177.8	Desirable: <200 mg/dl Borderline High: 200-239mg/dl High: >/=240 mg/dl	CHOD-POD
TRIGLYCERIDES, Serum	129.0	Normal: <150 mg/dl Borderline-high: 150 - 199 mg/dl High: 200 - 499 mg/dl Very high:>/=500 mg/dl	GPO-POD
HDL CHOLESTEROL, Serum	29.6	Desirable: >60 mg/dl Borderline: 40 - 60 mg/dl Low (High risk): <40 mg/dl	Homogeneous enzymatic colorimetric assay
NON HDL CHOLESTEROL, Serum	148.2	Desirable: <130 mg/dl Borderline-high:130 - 159 mg/dl High:160 - 189 mg/dl Very high: >/=190 mg/dl	Calculated
LDL CHOLESTEROL, Serum	122.0	Optimal: <100 mg/dl Near Optimal: 100 - 129 mg/dl Borderline High: 130 - 159 mg/dl High: 160 - 189 mg/dl Very High: >/= 190 mg/dl	Calculated
VLDL CHOLESTEROL, Serum	26.2	< /= 30 mg/dl	Calculated
CHOL / HDL CHOL RATIO, Serum	6.0	0-4.5 Ratio	Calculated
LDL CHOL / HDL CHOL RATIO, Serum	4.1	0-3.5 Ratio	Calculated

*Sample processed at SUBURBAN DIAGNOSTICS (INDIA) PVT. LTD Borivali Lab, Borivali West
*** End Of Report ***

Bmhasakar

Dr.KETAKI MHASKAR
M.D. (PATH)
Pathologist



MC-2111





CID : 2309405247
Name : MR.KALPESH JOSHI
Age / Gender : 35 Years / Male
Consulting Dr. : -
Reg. Location : Borivali West (Main Centre)

Use a QR Code Scanner
Application To Scan the Code
Collected : 04-Apr-2023 / 09:40
Reported : 04-Apr-2023 / 16:40

AERFOCAMI HEALTHCARE BELOW 40 MALE/FEMALE
THYROID FUNCTION TESTS

<u>PARAMETER</u>	<u>RESULTS</u>	<u>BIOLOGICAL REF RANGE</u>	<u>METHOD</u>
Free T3, Serum	4.9	3.5-6.5 pmol/L	ECLIA
Free T4, Serum	16.3	11.5-22.7 pmol/L	ECLIA
sensitiveTSH, Serum	2.6	0.35-5.5 microIU/ml	ECLIA



CID : 2309405247
Name : MR.KALPESH JOSHI
Age / Gender : 35 Years / Male
Consulting Dr. : -
Reg. Location : Borivali West (Main Centre)

Collected : 04-Apr-2023 / 09:40
Reported : 04-Apr-2023 / 16:40

Use a QR Code Scanner
Application To Scan the Code

Interpretation:

A thyroid panel is used to evaluate thyroid function and/or help diagnose various thyroid disorders.

Clinical Significance:

- 1)TSH Values between high abnormal upto15 microIU/ml should be correlated clinically or repeat the test with new sample as physiological factors can give falsely high TSH.
- 2)TSH values may be transiently altered because of non thyroidal illness like severe infections,liver disease, renal and heart severe burns, trauma and surgery etc.

TSH	FT4 / T4	FT3 / T3	Interpretation
High	Normal	Normal	Subclinical hypothyroidism, poor compliance with thyroxine, drugs like amiodarone, Recovery phase of non-thyroidal illness, TSH Resistance.
High	Low	Low	Hypothyroidism, Autoimmune thyroiditis, post radio iodine Rx, post thyroidectomy, Anti thyroid drugs, tyrosine kinase inhibitors & amiodarone, amyloid deposits in thyroid, thyroid tumors & congenital hypothyroidism.
Low	High	High	Hyperthyroidism, Graves disease, toxic multinodular goiter, toxic adenoma, excess iodine or thyroxine intake, pregnancy related (hyperemesis gravidarum, hydatiform mole)
Low	Normal	Normal	Subclinical Hyperthyroidism, recent Rx for Hyperthyroidism, drugs like steroids & dopamine), Non thyroidal illness.
Low	Low	Low	Central Hypothyroidism, Non Thyroidal Illness, Recent Rx for Hyperthyroidism.
High	High	High	Interfering anti TPO antibodies, Drug interference: Amiodarone, Heparin, Beta Blockers, steroids & anti epileptics.

Diurnal Variation:TSH follows a diurnal rhythm and is at maximum between 2 am and 4 am , and is at a minimum between 6 pm and 10 pm. The variation is on the order of 50 to 206%. Biological variation:19.7%(with in subject variation)

Reflex Tests:Anti thyroid Antibodies,USG Thyroid ,TSH receptor Antibody. Thyroglobulin, Calcitonin

Limitations:

1. Samples should not be taken from patients receiving therapy with high biotin doses (i.e. >5 mg/day) until atleast 8 hours following the last biotin administration.
2. Patient samples may contain heterophilic antibodies that could react in immunoassays to give falsely elevated or depressed results. this assay is designed to minimize interference from heterophilic antibodies.

Reference:

- 1.O.koulouri et al. / Best Practice and Research clinical Endocrinology and Metabolism 27(2013)
- 2.Interpretation of the thyroid function tests, Dayan et al. THE LANCET . Vol 357
- 3.Tietz ,Text Book of Clinical Chemistry and Molecular Biology -5th Edition
- 4.Biological Variation:From principles to Practice-Callum G Fraser (AACC Press)

*Sample processed at SUBURBAN DIAGNOSTICS (INDIA) PVT. LTD Borivali Lab, Borivali West

*** End Of Report ***

Bmhaskar

Dr.KETAKI MHASKAR
M.D. (PATH)
Pathologist



MC-2111

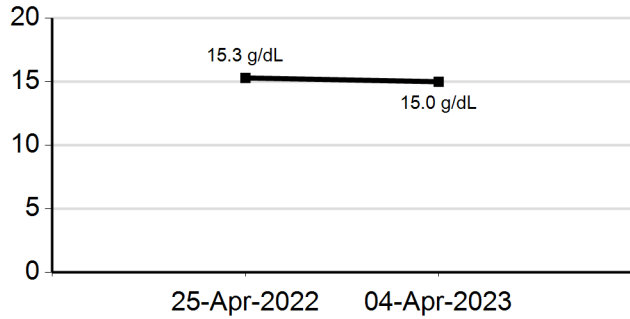




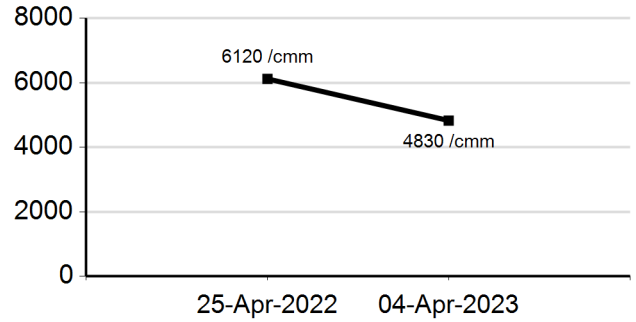
Use a QR Code Scanner Application To Scan the Code

CID : 2309405247
 Name : MR.KALPESH JOSHI
 Age / Gender : 35 Years / Male
 Consulting Dr. : -
 Reg. Location : Borivali West (Main Centre)

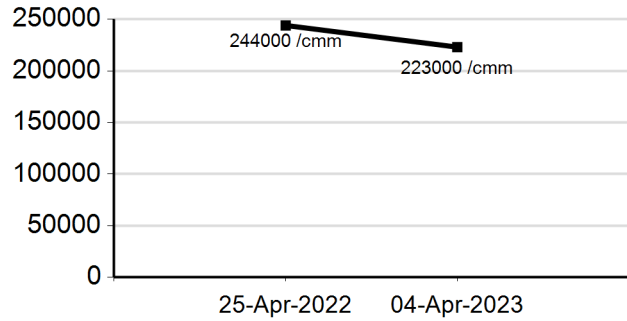
Haemoglobin



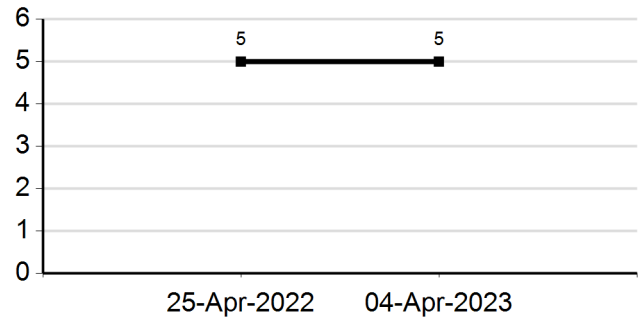
WBC Total Count



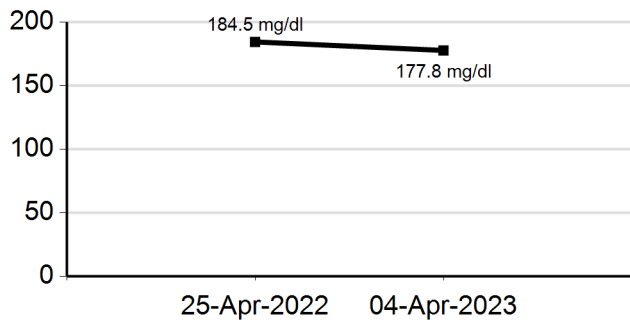
Platelet Count



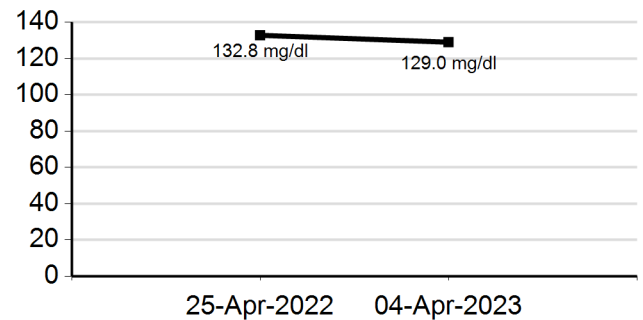
ESR



CHOLESTEROL



TRIGLYCERIDES

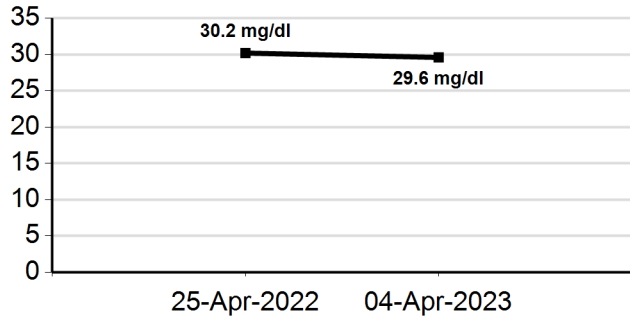




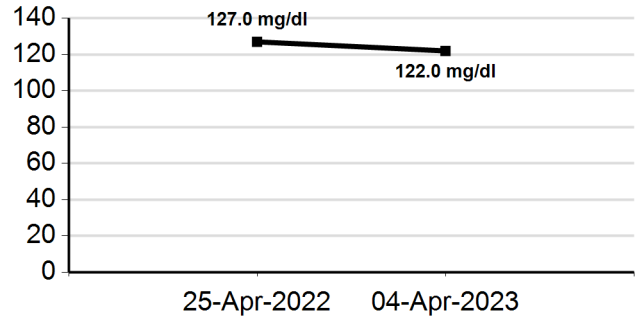
Use a QR Code Scanner Application To Scan the Code

CID : 2309405247
 Name : MR.KALPESH JOSHI
 Age / Gender : 35 Years / Male
 Consulting Dr. : -
 Reg. Location : Borivali West (Main Centre)

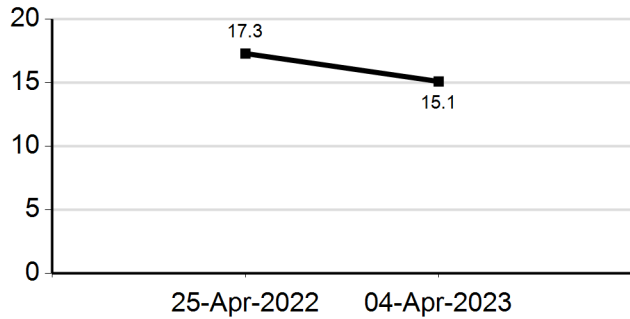
HDL CHOLESTEROL



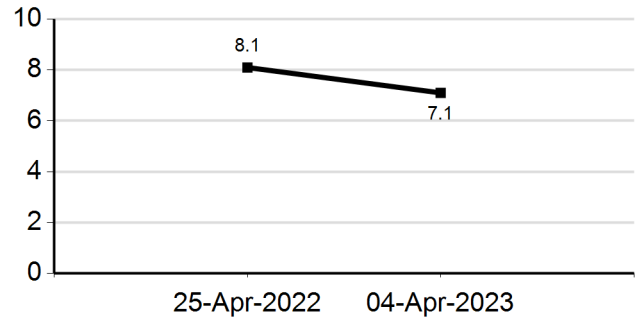
LDL CHOLESTEROL



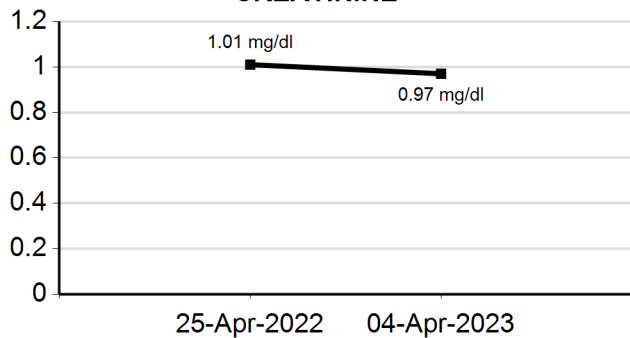
BLOOD UREA



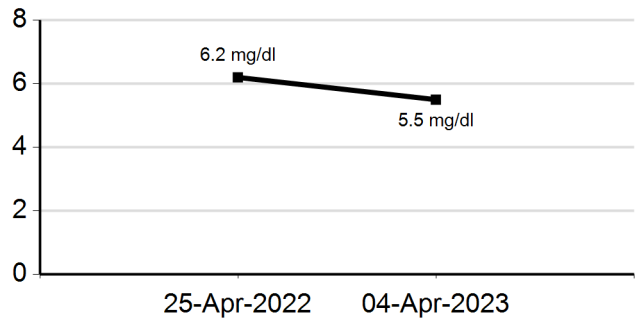
BUN



CREATININE



URIC ACID

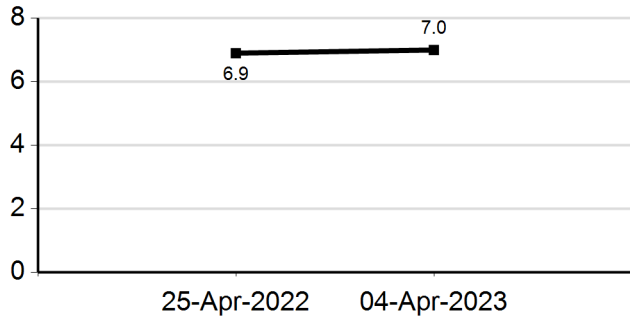




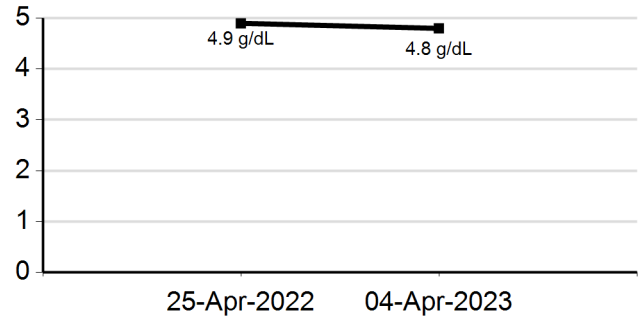
Use a QR Code Scanner
 Application To Scan the Code

CID : 2309405247
 Name : MR.KALPESH JOSHI
 Age / Gender : 35 Years / Male
 Consulting Dr. : -
 Reg. Location : Borivali West (Main Centre)

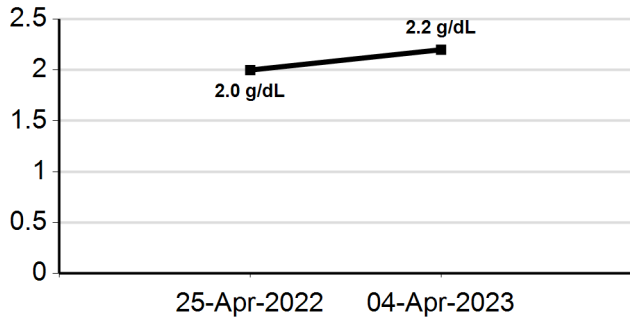
TOTAL PROTEINS



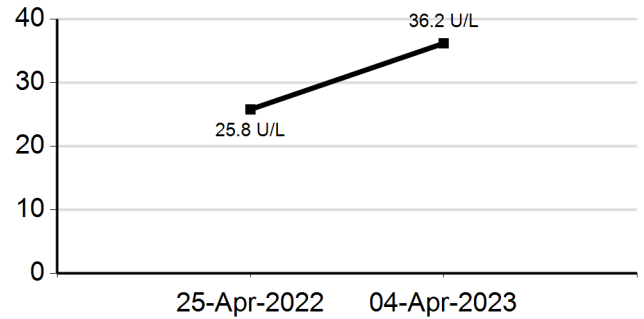
ALBUMIN



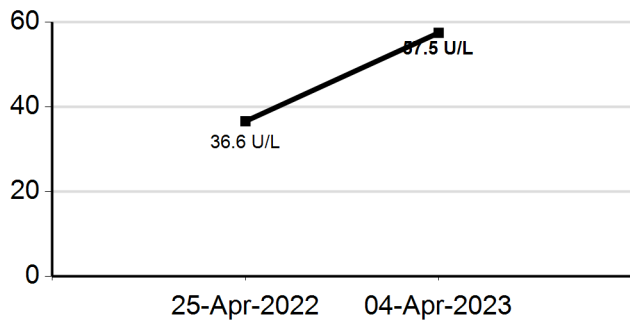
GLOBULIN



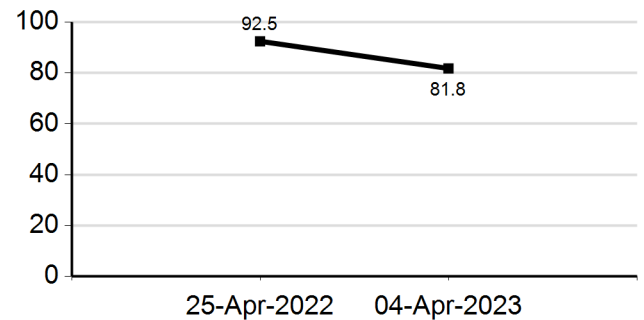
SGOT (AST)



SGPT (ALT)



ALKALINE PHOSPHATASE

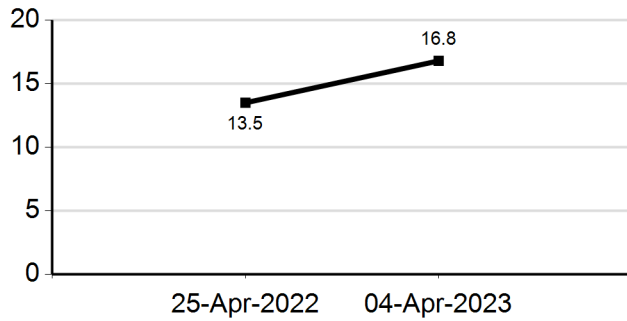




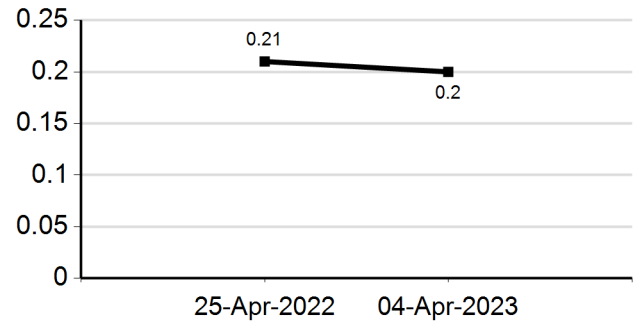
Use a QR Code Scanner Application To Scan the Code

CID : 2309405247
Name : MR.KALPESH JOSHI
Age / Gender : 35 Years / Male
Consulting Dr. : -
Reg. Location : Borivali West (Main Centre)

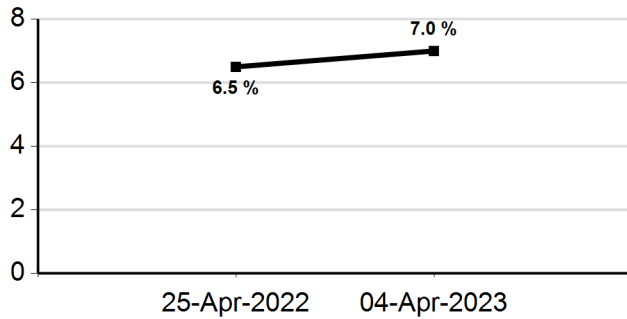
GAMMA GT



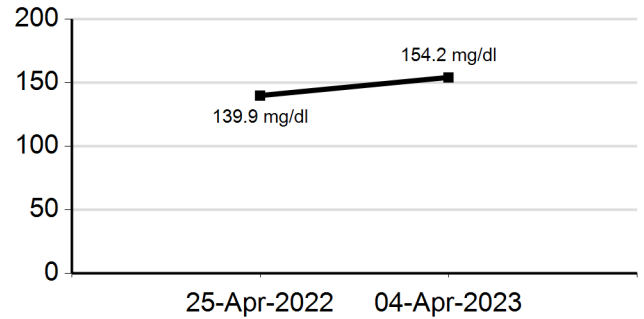
BILIRUBIN (DIRECT)



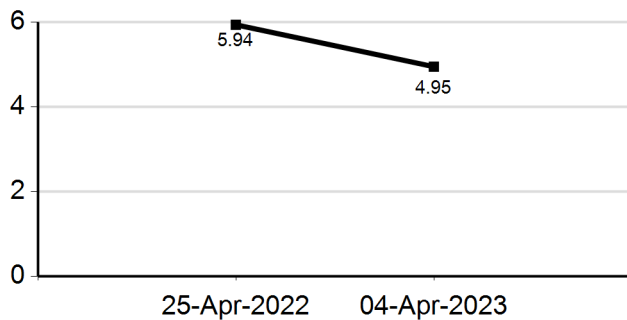
Glycosylated Hemoglobin (HbA1c)



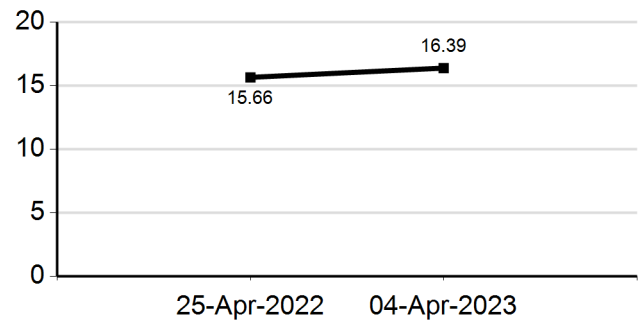
Estimated Average Glucose (eAG)



Free T3



Free T4





Use a QR Code Scanner
Application To Scan the Code

CID : 2309405247
Name : MR.KALPESH JOSHI
Age / Gender : 35 Years / Male
Consulting Dr. : -
Reg. Location : Borivali West (Main Centre)

sensitiveTSH

