

SARDA

CENTRE FOR DIABETES & SELF CARE

NAME: MR. RUSHIKESH TELKIKAR

SEX: Male AGE: 39 Years.

REF. BY : MEDIWHEEL

DATE :02/02/2023

COMPLETE BLOOD COUNT

TEST	RESULT	NORMAL RANGE
WBC COUNT	7600 /cumm	4.0 - 11.0 x 10 ³ /cumm
Haemoglobin:	13.1 g%	13.0 - 18.0 g%
Platelets:	295000 /cumm	1,50,000 - 4,50,000 / cumm
Red Blood Cells:	4.46 /Mill/ul	4.20 - 6.00 Mill/ul
MCV:	87.6 fL	80.0 - 97.0 fL
MCH:	29.3 pg	26.0 - 32.0 pg
MCHC:	33.5 g/dL	31.0 - 36.0 g/dL
HCT:	39.0 %	37.0 - 51.0 %
Differential Count		
Neutrophils:	62 %	40 - 75 %
Lymphocyte:	28 %	20 - 45 %
Monocytes:	05 %	2 - 10 %
Eosinophills:	05 %	1 - 06 %
Basophills:	00 %	0 - 1 %
ESR:	06 mm at 1 Hr.	Male: 0 - 8 mm at 1 Hr. Female: 0 - 20 mm at 1 Hr.

AGE: YRS

BLOOD GROUP

BLOOD GROUP	:	"A"
R.H.FACTOR	:	TO BE CONFIRMED BY CARD GEL METHOD.

Dr.S R SARDA
M.D. Reg. No. 65462
Dr. Sampat Sarda
M.D. (Pathology)
SARDA CENTRE FOR DIABETES & SELF CARE
4, Vyanktesh Nagar, Jalna Road, Aurangabad
Phone No. 2333851, 2334058

SARDA

CENTRE FOR DIABETES & SELF CARE

NAME: MR. RUSHIKESH TELKIKAR

SEX: Male AGE: 39 Years.

REF. BY : MEDIWHEEL

DATE :02/02/2023

BLOOD SUGAR EXAMINATION

TEST	RESULT
Fasting Blood Sugar:	76 mg/dl
Post Meal Blood Sugar Level:	124 mg/dl

REFERANCE RANGE :	NON DIABETIC	IGT	DIABETIC
FASTING	≤ 90 MG	90-126 mg %	≥ 126 mg %
POSTMEAL	≤ 140 mg	140-200mg%	≥ 200 mg

GYCOCYTED HAEMOGLOBIN

TEST	RESULT	NORMAL
HbA1C:	5.0 %	4.7-5.9 %
M.B.G	88.9% mg	70 - 120 mg

INTERPRETATION:
FOR DIABETIC PATIENT

Good Control:	6.0 - 7.0 %
Fair Diabetic Control:	7.0 - 8.0 %
Unsatisfactory control:	8.0 - 10 %
Poor Diabetic Control:	Above 10 %

Dr.S.R. SARDA
M.D. Reg. No. 56462
Dr. Sampat Sarda
4, M.D.(Pathology)
SARDA CENTRE FOR DIABETES & SELF CARE
4, Vyanktesh Nagar, Jalna Road, Aurangabad
Phone No. 2333851, 2334858

SARDA

CENTRE FOR DIABETES & SELF CARE

NAME: MR. RUSHIKESH TELKIKAR

SEX: Male AGE: 39 Years.

REF. BY : MEDIWHEEL

DATE :02/02/2023

LIPID PROFILE

Serum Cholesterol :	234 mg/dl	130 - 250 mg/dl
HDL Cholesterol:	43 mg/dl	30 - 95 mg/dl
Serum Triglyceride:	144 mg/dl	up to 165 mg/dl
LDL Cholesterol:	162.2 mg/dl	up to 165 mg/dl
VLDL Cholesterol:	28.8 mg/dl	up to 40 mg/dl
LDL / HDL Cholesterol Ratio:	3.77	Low risk : 0.5 - 3.0 Moderate risk: 3.0 - 6.0 High risk: > 6.0
CHOL./HDL Cholesterol Ratio:	5.44	Low risk : 3.3 - 4.4 Average risk: 4.4 - 7.1 Moderate risk: 7.0 - 11.0 High risk: > 11

Dr. S. R. SARDA
No. 56462
Dr. Sampat Sarda
M.D. (Pathology)
SARDA CENTRE FOR DIABETES & SELF CARE
4, Vyankatesh Nagar, Jalna Road, Aurangabad
Phone No. 2333851, 2334858

SARDA

CENTRE FOR DIABETES & SELF CARE

NAME: MR. RUSHIKESH TELKIKAR

SEX: Male AGE: 39 Years.

REF. BY : MEDIWHEEL

DATE :02/02/2023

BLOOD PROFILE

TEST	RESULT	NORMAL
BLOOD UREA N2	10 mg%	5-25 mg %
CREATININE	1.0mg%	0.6-1.4 mg %
BILIRUBIN TOTAL	0.59mg%	0.2-1.0 mg
DIRECT	0.16	0.0-0.3
INDIRECT	0.43	0.3-0.7
S.G.O.T	30 IU/L	15-40 IU/L
S.G.P.T	32 IU/L	15-40 IU/L
ALK PHOSPHATASE	106 IU/L	42-128IU
S.PROTEIN TOTAL	7.0gm%	6.0-8.0 gm%
ALBUMIN	4.0gm%	3.2-4.4 gm%
GLOBULINS	3.0gm%	2.3-3.5 gm%
ALB/GLO RATIO	1.3	
G.G.T.P	28	upto50IU
SR.URIC ACID	5.0	3.5-7.0 mg %\$sruric-

Dr. S. P. SARDA
M.D. REG No. 66462
Dr. Sampat Sarda
M.D. (Pathology)
SARDA CENTRE FOR DIABETES & SELF CARE
Jalna Road, Aurangabad
PHONE: 2333851, 2334858

SARDA

CENTRE FOR DIABETES & SELF CARE

NAME: MR. RUSHIKESH TELKIKAR

SEX: Male AGE: 39 Years.

REF. BY : MEDIWHEEL

DATE :02/02/2023

Urine Routine Examination

Physical Examination

Colour:	Pale Yellow
Appearance:	Clear
Reaction:	Acidic
Deposit	Absent

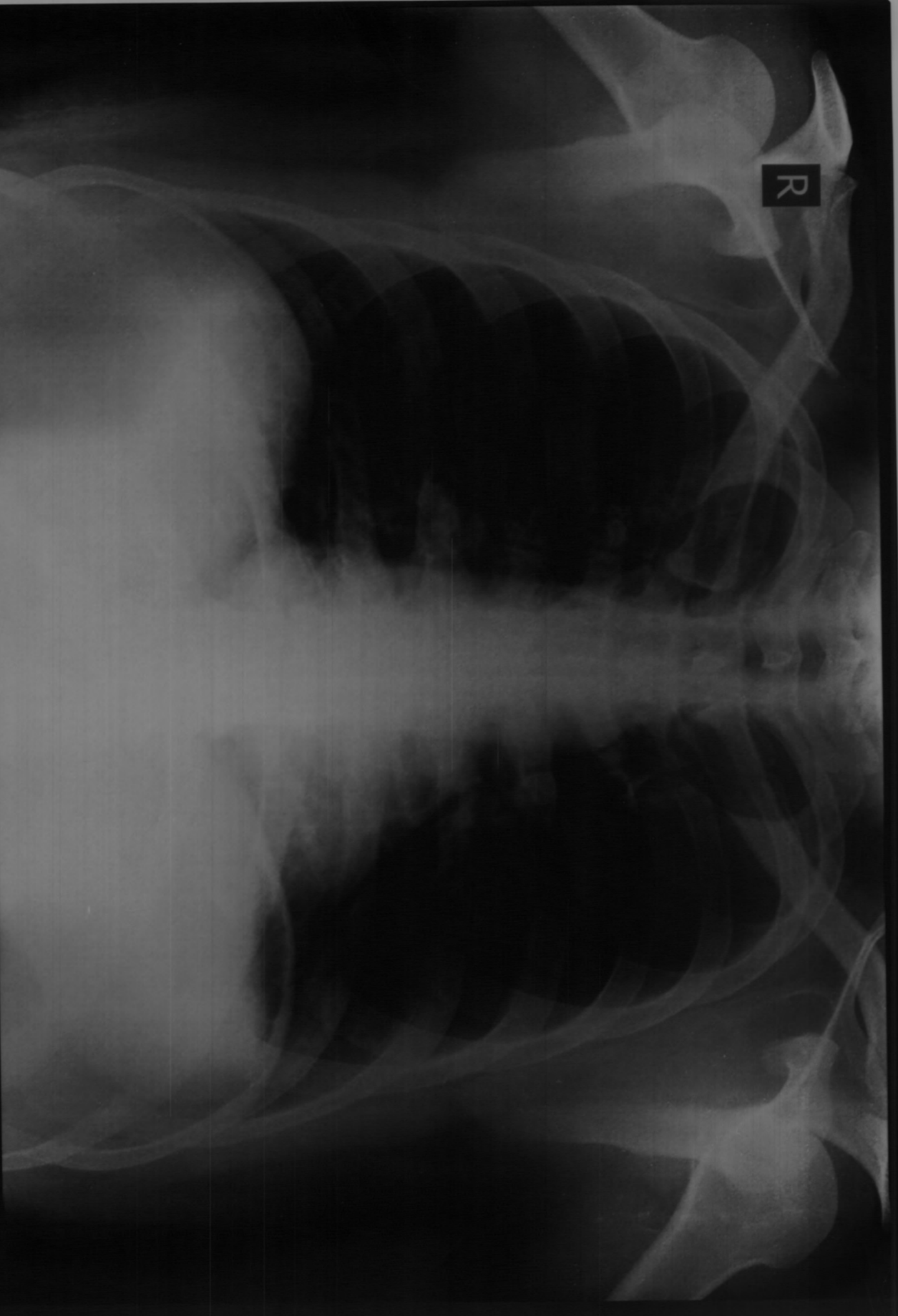
Chemical Examination:

Specific Gravity	1.005
Albumin	Absent
Sugar:	Absent
Acetone:	----
Bile Salts	----
Bile Pigment:	----

Microscopic Examination

RBC :	Absent
Pus Cells:	OCASSIONAL/HPF
Epihtelial cells:	Absent
Crystals:	Absent
Casts:	Absent

Dr. Sampat Sarda
M.D.(Pathology)
SARDA CENTRE FOR DIABETES & SELF CARE
4, Vyankateshnagar, Jalna Road, Aurangabad
Phone No.2333851, 2334858



R

MR RUSHIKESH TELKAR Age 40 YRS Male

Chest PA Patient ID

Ellora Diagnostic Centre, Aurangabad (0240) 2353182

Ref Dr : DR S SARDA

Date : 02.02.2023 AM 10:28:28

DIGITAL X-RAY
INTERVENTIONAL RADIOLOGY
3D/4D SONOGRAPHY & COLOR DOPPLER
2-D ECHOCARDIOGRAPHY
PERIPHERAL COLOR DOPPLER
HI-SPEED HELICAL C.T. SCAN
C.T. ANGIOGRAPHY
PATHOLOGY LAB. SERVICES
☎: 0240-2325282, 8446100111



DIAGNOSTIC CENTRE
X-RAY & IMAGING CLINIC

1, VYANKATESH NAGAR, OPP. SFS
HIGH SCHOOL, JALNA ROAD,
AURANGABAD - 431005
☎ : 0240 - 2353182

Mr. RUSHIKESH TELKIKAR
40 YRS

02-02-2023

CHEST

Trachea central.
Apices are clear.
Both lung appeared well pneuamtised and appeared normal.
Both cp angles are clear.
Cardiac silhoutte normal.

IMPRESSION
NORMAL CHEST

Dr. P. A. Barjatya
Radiologist
Regd.No.58902
Sarda Center For Diabetes & Selfcare
4, Venkatesh Nagar Rd, Aurangabad.

DR. P. A. BARJATYA
M.B.B.S., M.D.
9823344449

DR. G. S. LAHOTI
M.B.B.S., D.M.R.D.
9850171587

DIGITAL X-RAY
INTERVENTIONAL RADIOLOGY
3D/4D SONOGRAPHY & COLOR DOPPLER
2-D ECHOCARDIOGRAPHY
PERIPHERAL COLOR DOPPLER
HI-SPEED HELICAL C.T. SCAN
C.T. ANGIOGRAPHY
PATHOLOGY LAB. SERVICES



DIAGNOSTIC CENTRE
X-RAY, IMAGING & PATHOLOGY

1, VYANKATESH NAGAR, OPP. SFS
HIGH SCHOOL, JALNA ROAD,
AURANGABAD - 431005
☎ : 0240-2353182, 2325282, 8446100111

02-02-2023

Mr. RISHIKESH TELKIKAR
40 YRS

USG ABDOMEN

Liver is normal in size and shape revealed focal calcific lesion in rt. lobe measuring 7.6 x 6.6 mm , 8x7 mm.
Intrahepatic biliary radicles and portovenous echocomplex appeared normal.
No e/o any solid,cystic,diffuse parenchymal pathology seen.
Normal cbd and portal vein.

Gallbladder is well distended and appeared normal,no e/o any gallbladder calculus. Normal gb wall thickness.
Pancreas is normal in size,shape and echotexture.
Normal peripancreatic fat planes.
Spleen is normal in size,shape and echotexture.
Both kidneys are normal in size,shape and echotexture.No e/o any calculus seen ,No e/o hydronephrosis. Normal corticonmedullary distinction and cortical thickness on either side.

Urinary bladder is well distended and appeared normal, no e/o any intravesical pathology.
No e/o ascitis / paraaortic adenopathy.

IMPRESSION
OLD HEALED PATHOLOGY / GRANULOMATOUS LESION RT. LL.
NORMAL SPLEEN,PANCREAS,GALLBLADDER,BOTH KIDNEYS,
URINARY BLADDER -

Dr. P. A. Barjatya
Radiologist

Ref.No.38902
Sarda Center For Diabetes & Selfcare
Venkatesh Nagar Rd, Aurangabad.

DR. P. A. BARJATYA
M.B.B.S., M.D.
9823344449

DR. G. S. LAHOTI
M.B.B.S., D.M.R.D.
9850171587

Mr. Rushikesh Telkikar


02/02/23

40yrs/M

Ophthalmic Exam Report

	(RE)	(LE)
<u>Refraction</u>	6/6 C-1.0 Dsph	6/6 C-1.0 Dsph
<u>Macula</u>	M6	M6
<u>Ant seg</u>	MAD	MAD
<u>Pupil</u>	NSRT	NSRT
<u>Lens</u>	Clear	Clear
<u>Fundus</u>	WM	WM
<u>Colour</u>	Colour blind +	Colour blindness +

Imp :- (RE) Colour Blindness +
Rest within normal limits



Ajay

DR. AJAY LOHIYA
M.B.B.S., D.O. (BOM) D.N.B.F.C.P.S.
REG. NO. 66436
TIRUPATI NETRALAYA & DENTAL CLINIC
AURANGABAD.

LETTER OF APPROVAL / RECOMMENDATION

To,

The Coordinator,
Mediwheel (Arcofemi Healthcare Limited)
Helpline number: 011- 41195959

Dear Sir / Madam,

Sub: Annual Health Checkup for the employees of Bank of Baroda

This is to inform you that the following employee wishes to avail the facility of Cashless Annual Health Checkup provided by you in terms of our agreement.

PARTICULARS	EMPLOYEE DETAILS
NAME	MR. TELKIKAR RUSHIKESH K
EC NO.	161926
DESIGNATION	HEAD CASHIER "E" _II
PLACE OF WORK	SAILU
BIRTHDATE	15-03-1983
PROPOSED DATE OF HEALTH CHECKUP	02-02-2023
BOOKING REFERENCE NO.	22M161926100038840E

This letter of approval / recommendation is valid if submitted along with copy of the Bank of Baroda employee id card. This approval is valid from **25-01-2023** till **31-03-2023** The list of medical tests to be conducted is provided in the annexure to this letter. Please note that the said health checkup is a **cashless facility** as per our tie up arrangement. We request you to attend to the health checkup requirement of our employee and accord your top priority and best resources in this regard. The EC Number and the booking reference number as given in the above table shall be mentioned in the invoice, invariably.

We solicit your co-operation in this regard.

Yours faithfully,

Sd/-

Chief General Manager
HRM Department
Bank of Baroda

(Note: This is a computer generated letter. No Signature required. For any clarification, please contact Mediwheel (Arcofemi Healthcare Limited))



बैंक ऑफ बड़ोदा
Bank of Baroda



नाम MR. TELKIKAR RUSHIKESH


Name : KALYANRAO

कर्मचारी कूट क्र.

E.C. No. : 161926

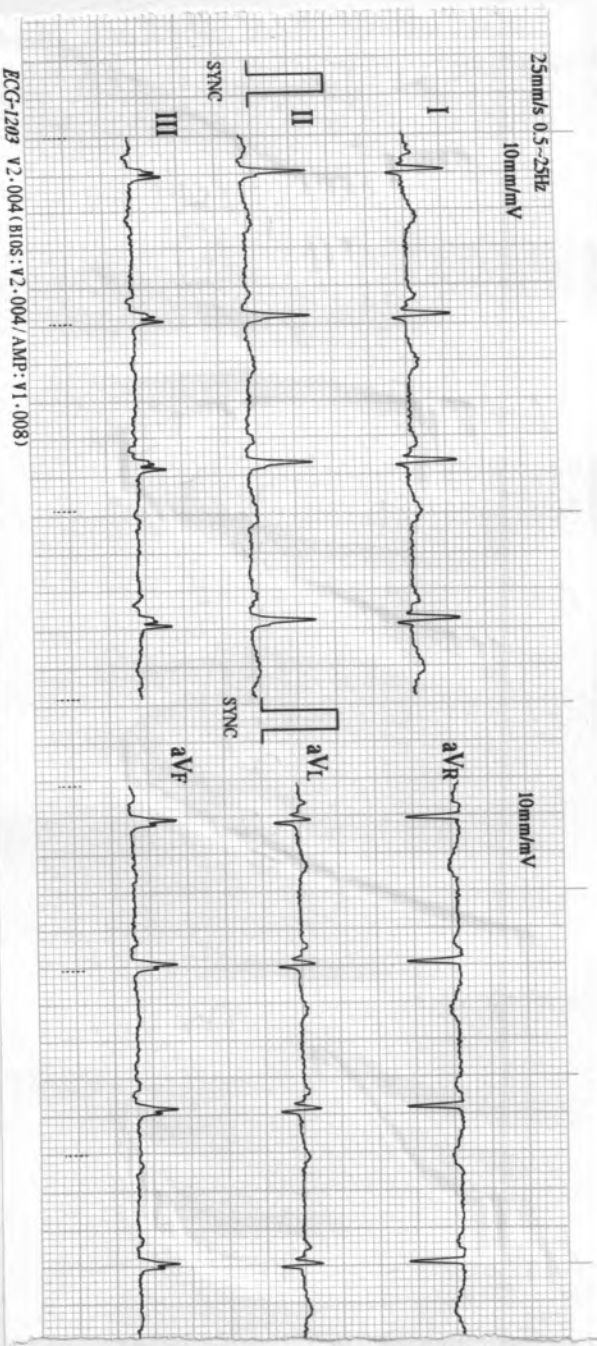

जारीकर्ता प्राधिकारी

Issuing Authority
AGM (Regional Head)
Aurangabad Region

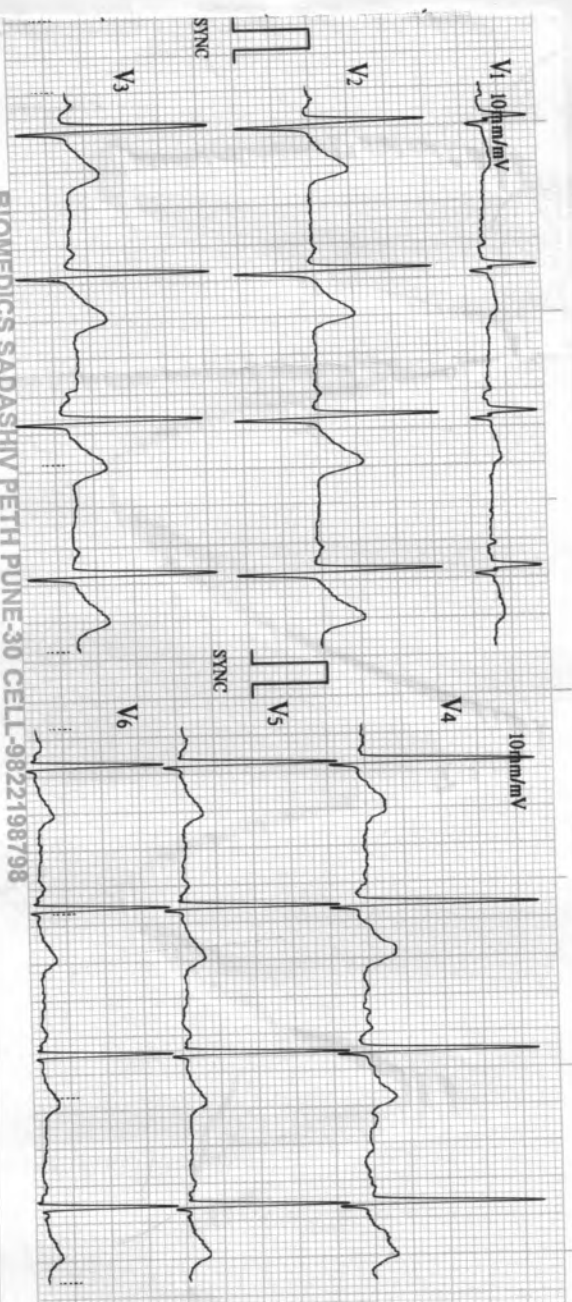

धारक के हस्ताक्षर
Signature of Holder

SUGGESTIVE LIST OF MEDICAL TESTS

FOR MALE	FOR FEMALE
CBC	CBC
ESR	ESR
Blood Group & RH Factor	Blood Group & RH Factor
Blood and Urine Sugar Fasting	Blood and Urine Sugar Fasting
Blood and Urine Sugar PP	Blood and Urine Sugar PP
Stool Routine	Stool Routine
Lipid Profile	Lipid Profile
Total Cholesterol	Total Cholesterol
HDL	HDL
LDL	LDL
VLDL	VLDL
Triglycerides	Triglycerides
HDL / LDL ratio	HDL / LDL ratio
Liver Profile	Liver Profile
AST	AST
ALT	ALT
GGT	GGT
Bilirubin (total, direct, indirect)	Bilirubin (total, direct, indirect)
ALP	ALP
Proteins (T, Albumin, Globulin)	Proteins (T, Albumin, Globulin)
Kidney Profile	Kidney Profile
Serum creatinine	Serum creatinine
Blood Urea Nitrogen	Blood Urea Nitrogen
Uric Acid	Uric Acid
HBA1C	HBA1C
Routine urine analysis	Routine urine analysis
USG Whole Abdomen	USG Whole Abdomen
General Tests	General Tests
X Ray Chest	X Ray Chest
ECG	ECG
2D/3D ECHO / TMT	2D/3D ECHO / TMT
Stress Test	Thyroid Profile (T3, T4, TSH)
PSA Male (above 40 years)	Mammography (above 40 years) and Pap Smear (above 30 years).
Thyroid Profile (T3, T4, TSH)	Dental Check-up consultation
Dental Check-up consultation	Physician Consultation
Physician Consultation	Eye Check-up consultation
Eye Check-up consultation	Skin/ENT consultation
Skin/ENT consultation	Gynaec Consultation



ECG-1203 V2.004 (BIOS: V2.004 / AMP: V1.008)



BIOMEDICS SADASHIV PETH PUNE-30 CELL-9822198798

02/02/2023 09:04

ID : 1314

Name:

Sex :

Age :

HR	: 76	bpm
R-R	: 788	ms
P-R	: 127	ms
QRS	: 92	ms
QT/QTc	: 380/427	ms
P/QRS/T	: 36/73/25	°
RV5/SV1	: 2.110/0.210	mV
RV5+SV1	: 2.320	mV

Machine Interpretation Only

Confirm with Physician

Physician:

**SARDA
CENTRE FOR DIABETES & SELF CARE**

4, Vyankatesh Nagar, Jainna Road, Aurangabad. Ph. : (0240) 2333851, 2334858.

Name: Mr. Rushikesh Age: 39 W
TELIKAR BOB

CLINICAL SUMMARY:

Weight: _____ Height (Cms): _____ Blood Pressure: _____

ECG FINDINGS:

Rate: 76/min ORS. Complex: N

Rhythm: N ST Segment: N

Mechanism: N T. Wave: N

Axis: N QT Interval: N

P. Wave: N PR Interval: N

Recommendation: WRR

Date: 2/2/23



Dr. A.S. SARDA
M.D. Reg. No. 7350
SARDA CENTER FOR DIABETES & SELF CARE
4, Vyankateshnagar, Jainna Road, Aurangabad.
Phone No. 2333851, 2334858

BRUCE Total Exercise time: 10:01
 Max HR: 161bpm 89% of max predicted 180bpm
 Max BP: 190/90 Maximum workload: 11.4METS
 Reason for Termination:
 Comments: EXERCISED FOR 10.01 MINUTES OF BRUCE PROTOCOL
 ACHIEVED 89% MHR
 RESTING BP 140 RAISED > 190 AT PEAK HTN RESPONSE
 NON DIAGNOSTIC ECG CHANGES / ARRHYTHMIAS
 EXCELLENT EFFORT TOLERANCE
 TEST IS NEGATIVE FOR INDUCIBLE MYOCARDIAL ISCHEMIA.

ID: SARDA
 Visit: DR.AFZAL NOOR KHAN
 2-Feb-2023 40years
 11:53:35 161cm

Caucasian
 89kg

Male

Referred by: INSURANCE, COMPANY
 Test ind:

Phase Name	Stage Name	Time in Stage	Speed (mph)	Grade (%)	Workload (METS)	HR (bpm)	BP (mmHg)	RPP (x100)
PREFEST	SUPINE	0:08	**x	**x	1.0	103	140/90	144
	STANDING	0:15	**x	**x	1.0	90	140/90	126
	HYPERVENT	0:37	0.8	0.0	1.1	83	140/90	116
EXERCISE	STAGE 1	3:00	1.6	10.0	4.4	124	140/90	174
	STAGE 2	3:00	2.5	12.0	7.0	141	150/90	212
	STAGE 3	3:00	3.3	14.0	9.8	152	180/90	274
	STAGE 4	1:01	4.1	16.0	11.4	161	180/90	290
RECOVERY	Post	4:45	**x	**x	1.0	106	190/90	201



[Handwritten signature]



Technician:

Unconfirmed

INTERNATIONAL HOSPITAL, AURANGABAD

MAG55-010B



ID: SARDA
Visit: DR.AFZAL NOOR KHAN

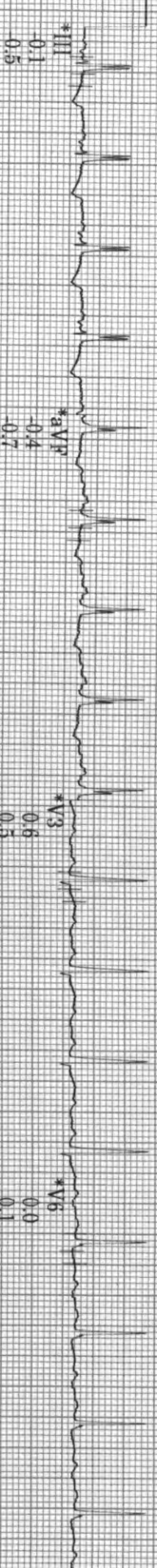
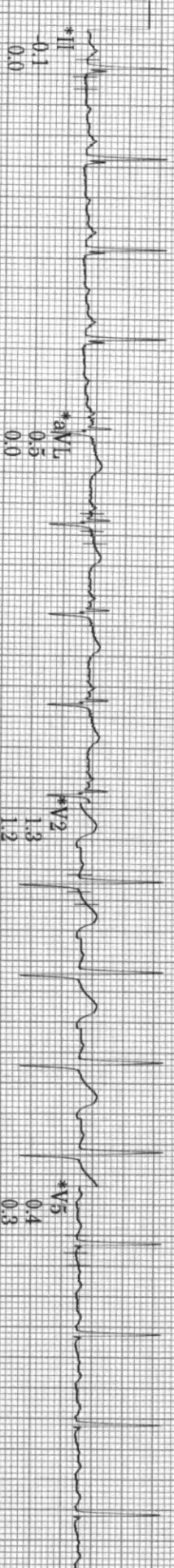
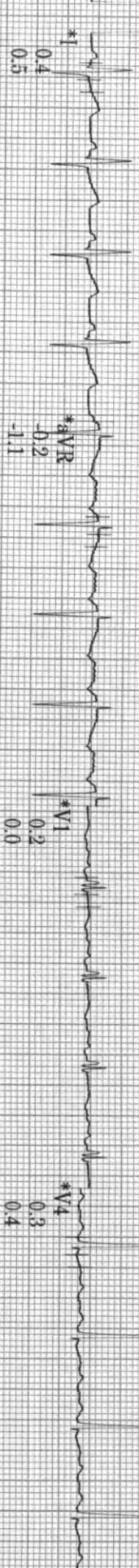
2-Feb-2023
11:55:19

102bpm
BP: 140/90
PRETEST
SUPINE
1:45

BRUCE
***mph
**%
%

ST @ 10mm/mV
80ms postJ

Lead
ST(mm)
Slope(mV/s)



Raw Rhythm

20 Hz 25.0 mm/s 10.0 mm/mV A-H-S-50Hz HR 46

* Computer Synthesized Rhythm

MAC55 010B

ID: SARDA
Vist: DRAAFZAL NOOR KHAN

2-Feb-2023
11:55:34


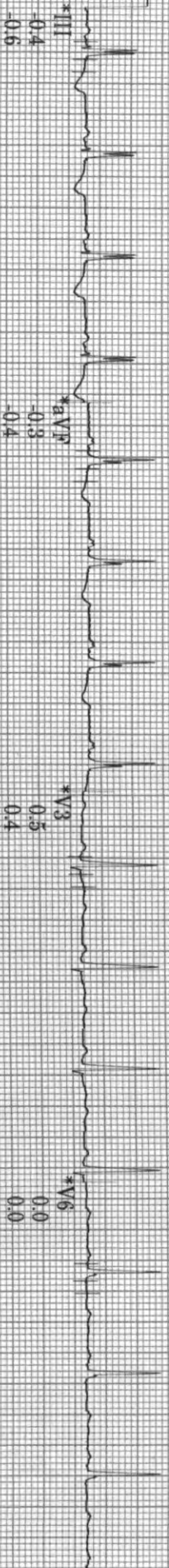
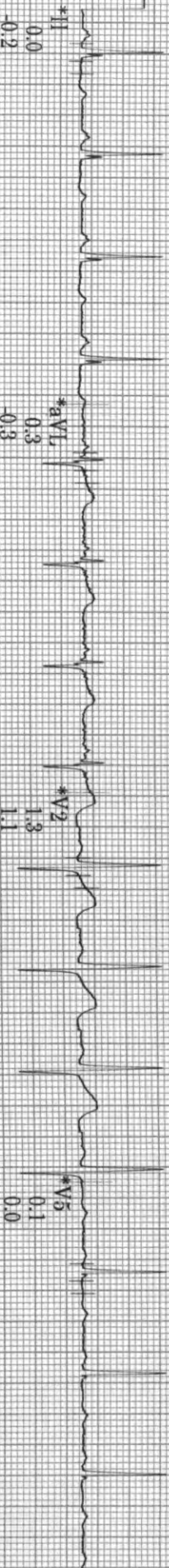
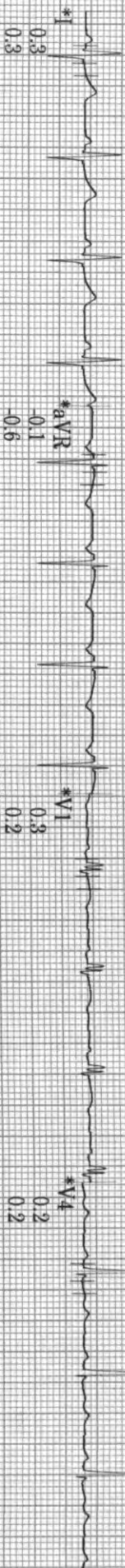
92bpm
BP: 140/90

PRETEST
STANDING
2:00

BRUCE
** *mph
** *%

ST @ 10mm/mV
80ms postJ

Lead
ST(mm)
Slope(mV/s)



20 Hz

25.0 mm/s

10.0 mm/mV

A-H-S 50Hz HR 46

* Computer Synthesized Rhythm

MAC55 010B

II

ID: SARDA
Visit: DRAFZAL NOOR KHAN

2-Feb-2023
11:55:51

86bpm

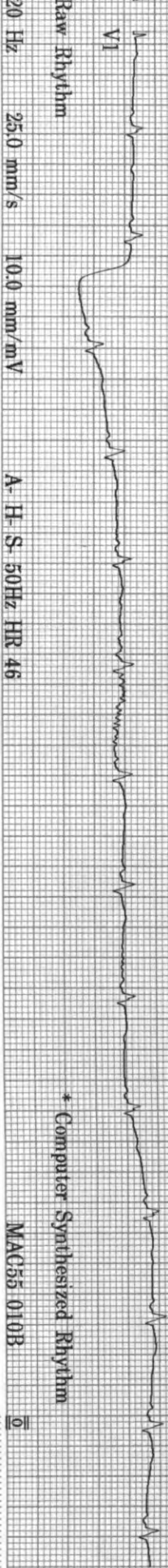
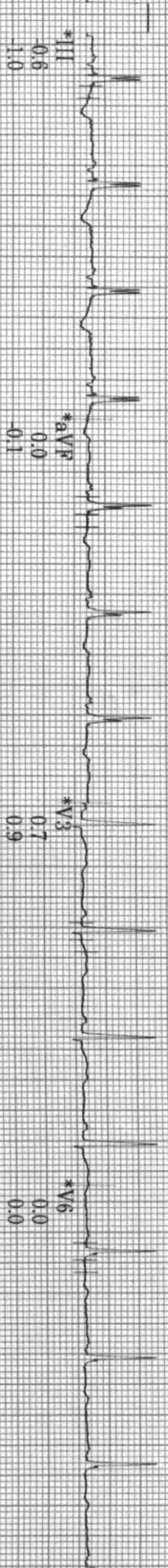
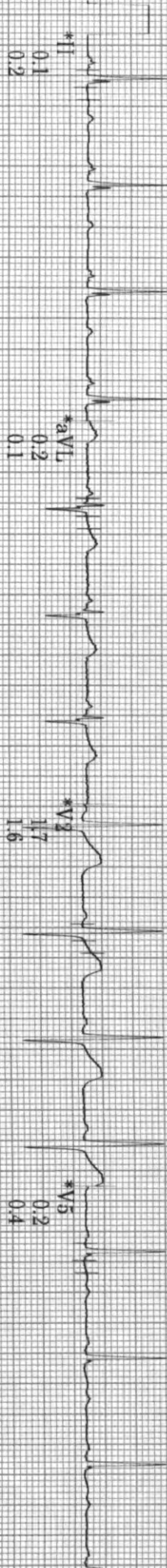
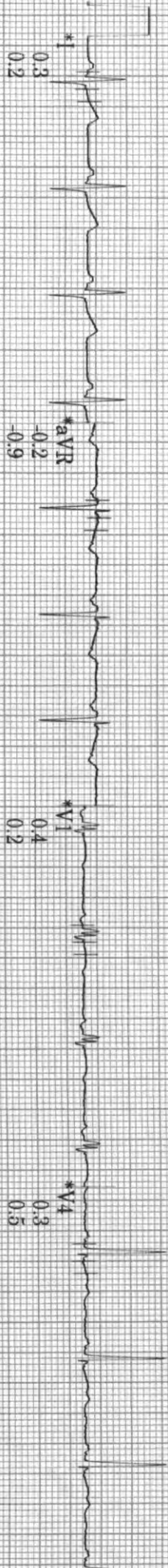
BP: 140/90

PRETEST
HYPERVENT

BRUCE
**mph
**%

ST @ 10mm/mV
80ms postJ

Lead
ST(mm)
Slope(mV/s)



* Computer Synthesized Rhythm

20 Hz 25.0 mm/s 10.0 mm/mV A-H-S-50Hz HR 46

MAC35 010B

ID: SARDA
Visit: DRAFZAL NOOR KHAN

2-Feb-2023
11:59:03

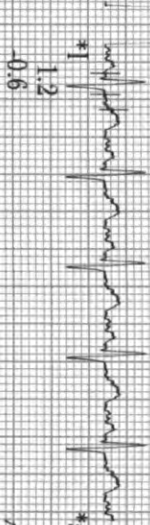
125bpm
BP: 140/90

EXERCISE
STAGE 1
2:50

BRUCE
1.6mph
10.0%

ST @ 10mm/mV
80ms postL

Lead
ST'(mm)
Slope(mV/s)

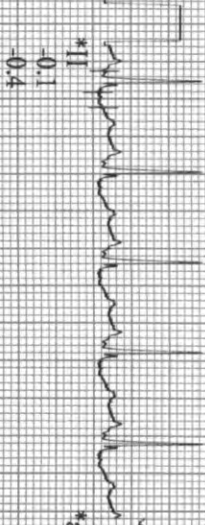


*I
1.2
-0.6

*aVR
0.1
0.1

V1
0.4
0.0

*V4
0.0
0.7

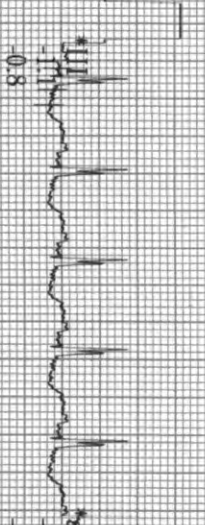


*II
0.1
-0.4

*aVL
1.2
0.0

*V2
1.7
1.2

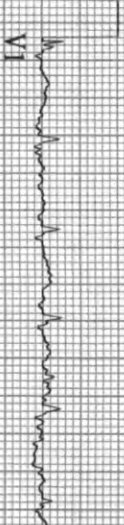
*V5
0.1
0.7



*III
-0.8
-0.7

*V3
0.3
0.7

*V6
0.3
0.3



Raw Rhythm

* Computer Synthesized Rhythm

20 Hz 25.0 mm/s

10.0 mm/mV

A-H-S+ 50Hz HR 46

MAC55 010B

5

ID: SARDA
Visit: DRA.FZAL NOOR KHAN

2-Feb-2023
12:02:03

140bpm
BP: 150/90

EXERCISE
STAGE 2
5:50

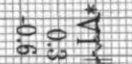
BRUCE
2.5mph
12.0%

ST @ 10mm/mV
80ms postJ

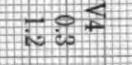
Lead
ST(mm)
Slope(mV/s)



*I
1.8
1.0



*aVR
-1.2
-1.5




*V1
0.3
-0.6



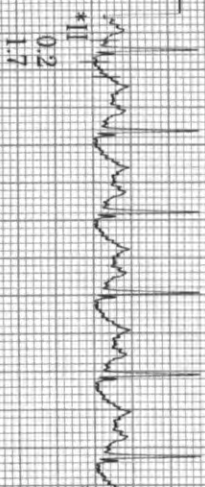
*aVL
1.8
0.2



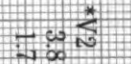
*V2
3.8
1.7



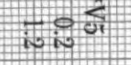
*V4
0.3
1.2



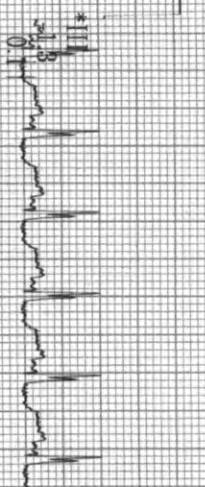
*II
0.2
1.7



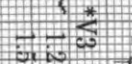
*V3
1.2
1.5



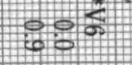
*V5
0.2
1.2



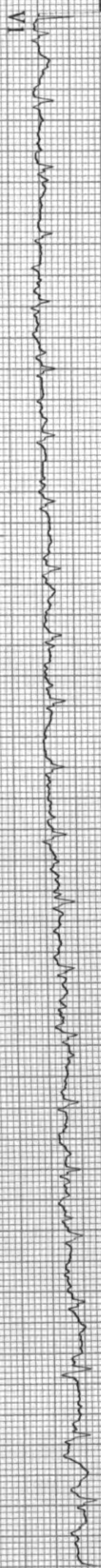
*III
1.8
0.1



*aVF
0.6
0.8



*V6
0.0
0.9



Raw Rhythm

20 Hz 25.0 mm/s 10.0 mm/mV A-H-S+ 50Hz HR 46

* Computer Synthesized Rhythm

MAC55 010B

PRINTED IN USA

ID: SARDA
Visit: DR.AFZAL NOOR KHAN



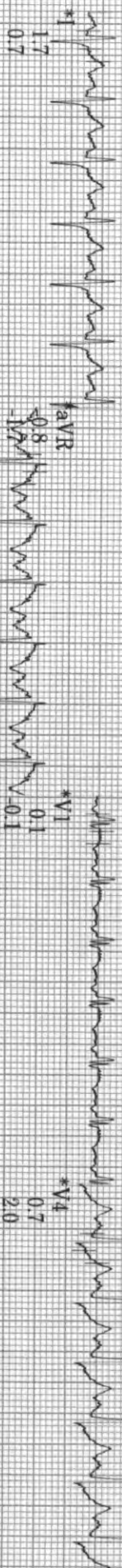
2-Feb-2023
12:05:03

155bpm
BP: 170/90
EXERCISE STAGE 3
8:50

BRUCE
3.3mph
14.0%

ST @ 10mm/mV
80ms postJ

Lead
ST(mm)
Slope(mV/s)



Raw Rhythm

* Computer Synthesized Rhythm

20 Hz 25.0 mm/s 10.0 mm/mV A-H-S+ 50Hz HR 46

MAC55 010B

ID: SARDA
Visit: DRAFZAL NOOR KHAN

2-Feb-2023
12:06:14



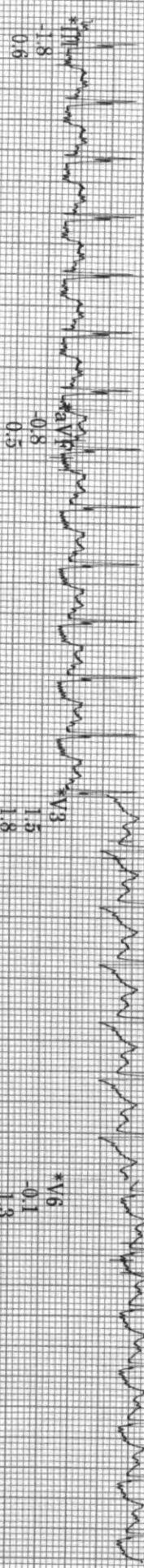
161bpm
BP: 180/90

EXERCISE
STAGE 4
10:00

BRUCE
4.1mph
16.0%

ST @ 10mm/mV
80ms postJ

Lead
ST(mm)
Slope(mV/s)



Raw Rhythm

* Computer Synthesized Rhythm

20 Hz 25.0 mm/s 10.0 mm/mV A-H S+ 50Hz HR 46

PRINTED IN U.S.A.

MAC55 010B

1

ID: SARDA
Vist: DR.AFPZAL NOOR KHAN

2 Feb 2023
12:07:14

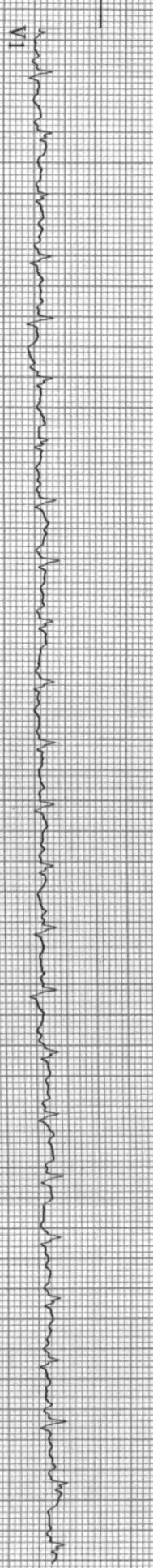
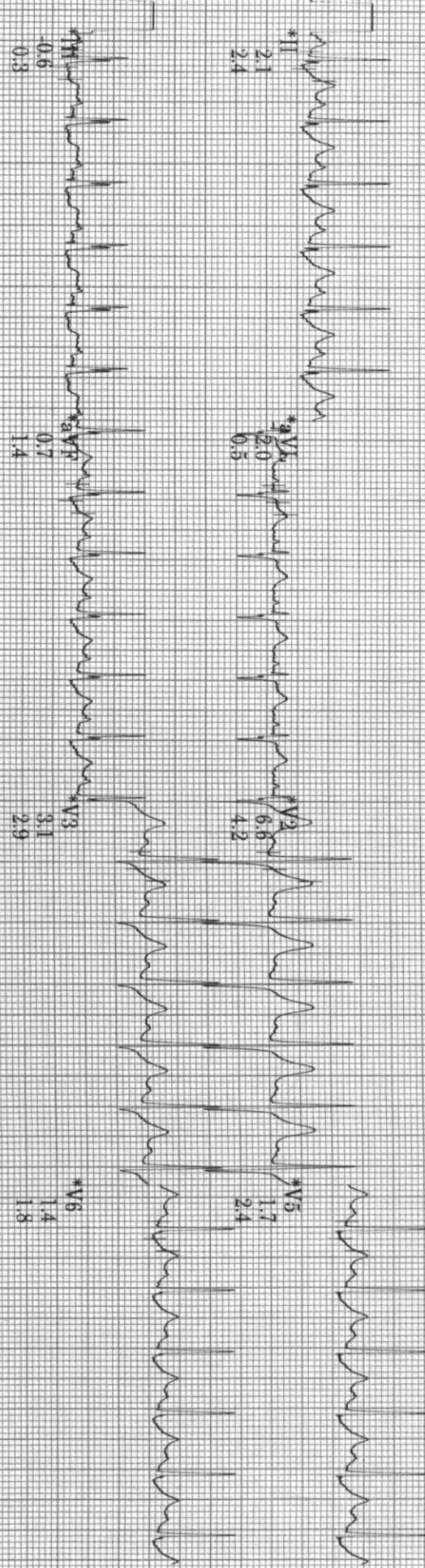
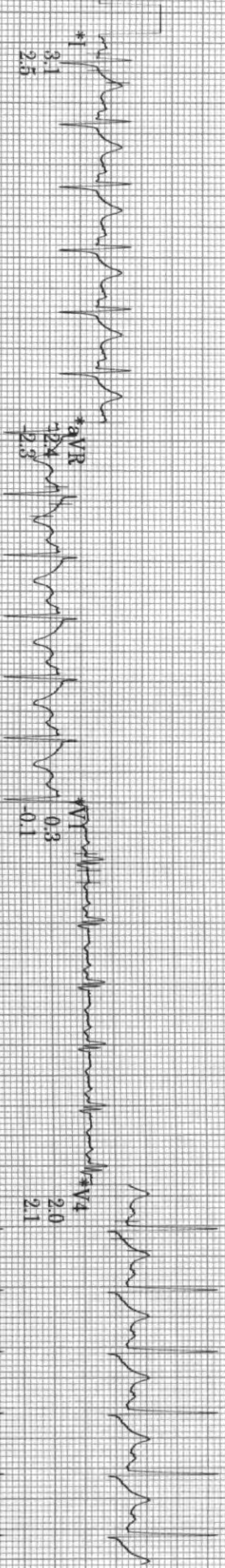
149bpm
BP: 190/90

RECOVERY
Post
1:00

BRUCE
1.6mph
0.0%

ST @ 10mm/mV
80ms postJ

Lead
ST(mm)
Slope(mV/s)



Raw Rhythm

* Computer Synthesized Rhythm

20 Hz 25.0 mm/s 10.0 mm/mV A.H.S. 50Hz HR 46

GE Healthcare

REF12104768-001

CE

MAC55 010B

ID: SARDHA
Vist: DRAFZAL NOOR KHAN

2-Feb-2023
12:09:14

109bpm

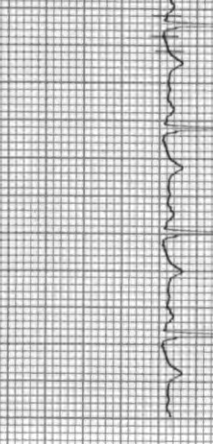
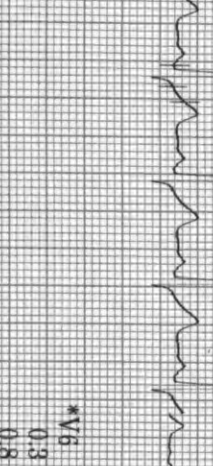
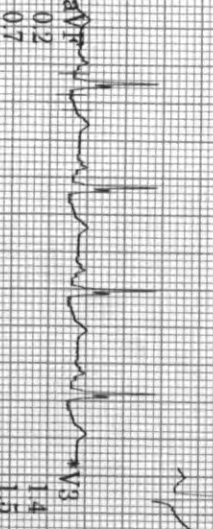
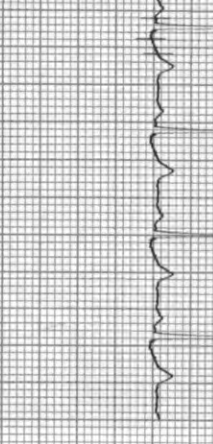
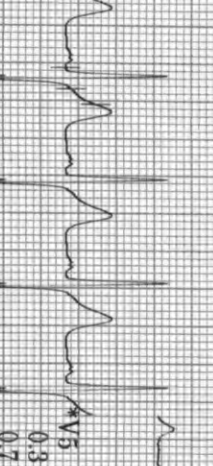
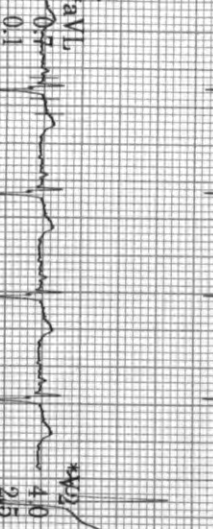
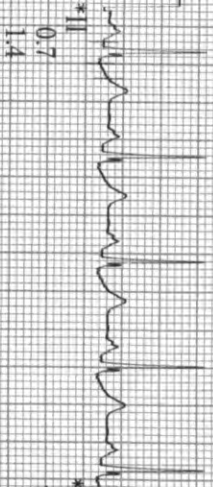
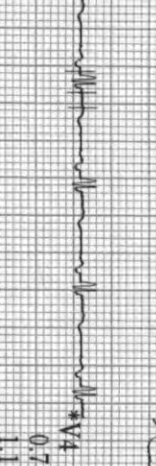
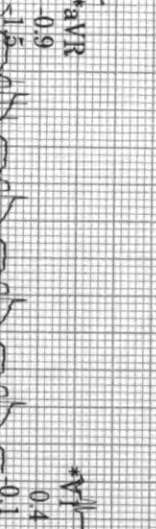
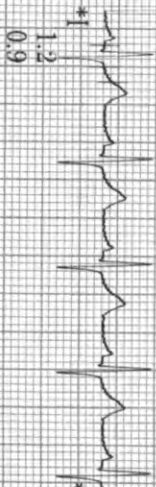
BP: 190/90

RECOVERY
Post
3:00

BRUCE
**mph
**%

ST @ 10mm/mV
80ms postJ

Lead
ST(mm)
Slope(mV/s)



Raw Rhythm

* Computer Synthesized Rhythm

20 Hz 25.0 mm/s 10.0 mm/mV

A-H-S+ 50Hz HR 46

MAC55 010B

ID: SARDA
 Visit: DRAFTAL NOOR KHAN
 2 Feb 2023
 11:53:35

40 years
 161 cm
 Caucasian
 89 kg
 Male

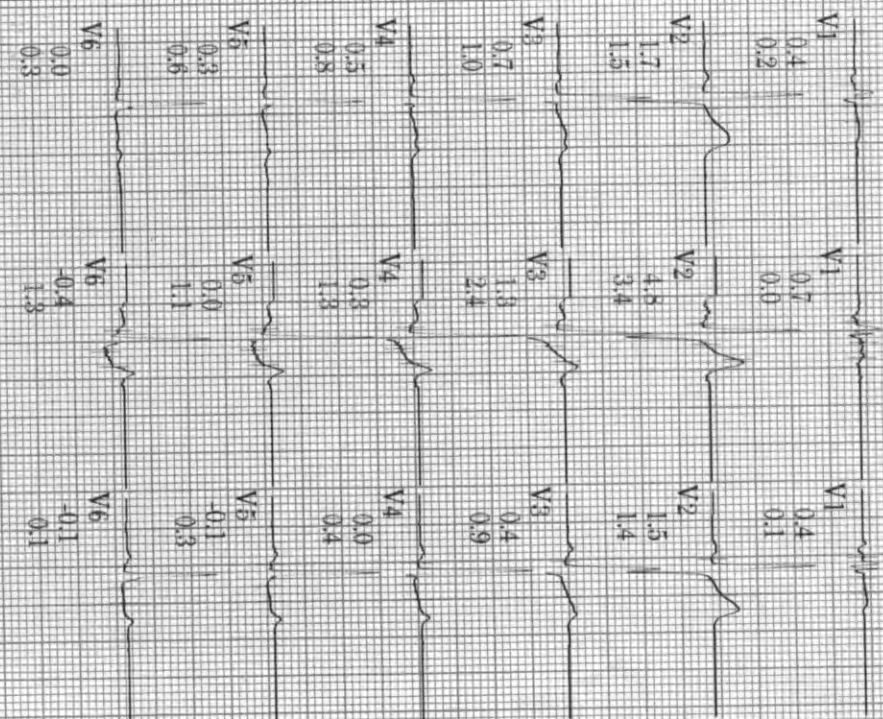
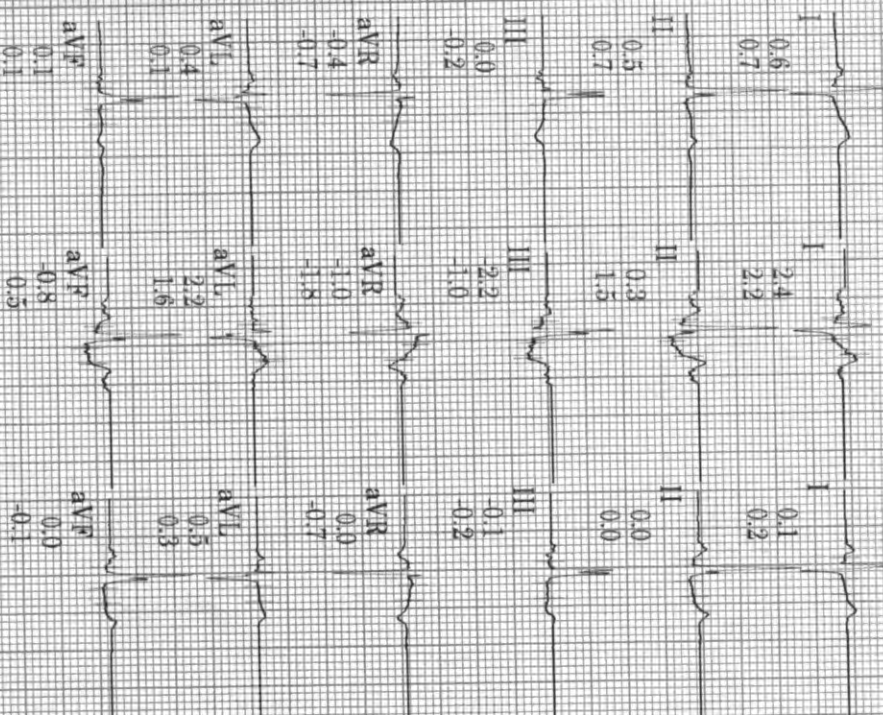
Referred by: INSURANCE COMPANY
 Test Ind:

BRUCE
 Max HR: 161bpm 89% of max predicted 180bpm
 Max BP: 190/90
 Reason for Termination:
 Comments: EXERCISED FOR 10:01 MINUTES OF BRUCE PROTOCOL
 ACHIEVED 89% MHR
 RESTING BP 140 RAISED > 190 AT PEAK HTN RESPONSE
 NON DIAGNOSTIC ECG CHANGES / ARRHYTHMIAS
 EXCELLENT EFFORT TOLERANCE
 TEST IS NEGATIVE FOR INDUCIBLE MYOCARDIAL ISCHEMIA

25.0 mm/s
 10.0 mm/mV
 100hz

BASILELINE EXERCISE	MAX ST EXERCISE	TEST END RECOVERY
0:00 83bpm BP: 140/90	9:08 153bpm BP: 180/90	4:45 106bpm BP: 190/90

BASILELINE EXERCISE	MAX ST EXERCISE	TEST END RECOVERY
0:00 83bpm BP: 140/90	9:08 153bpm BP: 180/90	4:45 106bpm BP: 190/90



Technician:

INTERNATIONAL HOSPITAL, AURANGABAD

Unconfirmed

MAC55-010B

Lead
 ST (mm)
 Slope (mV/s)