



# REVIVAL DIAGNOSTICS



## HEALTH CHECK-UP SUMMARY

Name: Vishalkumar Prajapati

Date: 25/03/2023

Email ID:

Sex: <u>M</u>	Age: <u>34</u> Years	Contact No: <u>9998627855</u>	Remarks:
			Under-weight <u>-</u>
			Normal <u>✓</u>
			Over-weight <u>-</u>

### i> BMI

Height (in Cm): <u>169</u>	Weight (in Kg): <u>65.5</u>	BMI: <u>22.9 kg/m<sup>2</sup></u>	
----------------------------	-----------------------------	-----------------------------------	--

### ii> Blood Pressure & Pulse

120/76 mm/hg  
72/min.

If high or low, whether the person is on medication: YES / NO

### iii> Blood Tests & Lung Function Remarks

RS  
CVS  
CVS } ⊕

If abnormal, whether the person is on medication: YES / NO

### iv> Eye Test Remarks

Eye Test: ⊕ G/G      ⊕ G/G      with specs.  
Color Vision: ⊕

### v> Heart Disease

Whether any specific heart ailment detected (ECG findings):  
normal

### vi> Any other problems needing attention / Overall Assessment:

no

**Revival Diagnostics**  
401-Aqua Corridor,  
Beside Star Bazar, Adajan,  
Surat-395009. Mo. 9825947712

Dr. Chirag Patel  
Signature of the Doctor  
M.B.B.S. G-49432

S. Prajapati

0261 2747788, 9825947712

4<sup>th</sup> Floor, Aqua Corridor, Hazira Road, Adajan Pal, Surat-395009.

revivaldiagnostics.surat@gmail.com

www.revivaldiagnostics.com

This Medical Report Is Not Intended For Medico-legal Purposes.  
Laboratory Test Results Are Subject To Technical Limitation And Should  
Be Clinically Correlate For Final Diagnosis





# REVIVAL DIAGNOSTICS

Name	<b>VIRALKUMAR A PRAJAPATI</b>	Age/Gender	<b>34Yrs/Male</b>
Reg No.	<b>2927/23</b>	Receipt No	<b>7293</b>
Referred By	<b>BOB - MEDI WHEEL(PKG1000240)</b>	Mode of Payment	<b>CREDIT</b>
Collection Type	<b>CENTER</b>	Collection DateTime	<b>25-Mar-2023 08:38 AM</b>

### BLOOD GROUP - 25032329 Released at 25-Mar-2023 01:17 PM

Parameter	Result	Biological Ref.Range	Method
-Blood Group	"A"		
-Rh Factor	POSITIVE		

### CBC - 25032327 Released at 25-Mar-2023 12:32 PM

Parameter	Result	Biological Ref.Range	Method
-Haemoglobin	14.6 gm/dL	(13.5 - 18 gm/dL)	Auto
-RBC Count	5.26 mill/cumm	(4.6 - 6.2 mill/cumm)	Auto
-Total WBC Count	5600 /cumm	(4000 - 10000 /cumm)	Auto
-Platelet Count	2.79 lakh/cumm	(1.5 - 4.5 lakh/cumm)	Auto

### Blood Indices

-HCT	46.4 %	(40 - 55 %)	Auto
-MCV	88.3 fl	(80 - 92 fl)	Auto
-MCH	27.7 pg	(27 - 31 pg)	Auto
-MCHC	32.0 gm/dL	(32 - 36 gm/dL)	Auto
-RDW	13.1 %	(11 - 15 %)	Auto

### Diff WBC Count

-Polymorphs	64 %	(40 - 80 %)	Microscopically
-Lymphocytes	31 %	(20 - 40 %)	Microscopically
-Eosinophils	03 %	(1 - 6 %)	Microscopically
-Monocytes	02 %	(2 - 7 %)	Microscopically
-Basophils	00 %	(0 - 1 %)	Microscopically
-PLATELET ON SMEAR	Adequate		Microscopically
-MALARIAL PARASITES	Malarial Parasites Not Detected		Microscopically

[Test performed on Fully Automated Hematology Analyzer ERBA H-360]

### ESR - 25032327 Released at 25-Mar-2023 12:56 PM

Parameter	Result	Biological Ref.Range	Method
-E.S.R	04 mm/hr	(1 - 10 mm/hr)	

## Revival Diagnostics

401-Aqua Corridor,  
Beside Star Bazar, Adajan,  
Surat-395009. Dr. Shivraj S. Gadhvi  
M.B.B.S. M.D (Pathology)  
revivaldiagnostics.surat@gmail.com



0261 2747788, 9825947712



4<sup>th</sup> Floor, Aqua Corridor, Hazira Road, Adajan Pal, Surat-395009.



www.revivaldiagnostics.com

This Medical Report Is Not Intended For Medico-legal Purposes.  
Laboratory Test Results Are Subject To Technical Limitation And Should  
Be Clinically Correlate For Final Diagnosis





# REVIVAL DIAGNOSTICS

Name	VIRALKUMAR A PRAJAPATI	Age/Gender	34Yrs/Male
Reg No.	2927/23	Receipt No	7293
Referred By	BOB - MEDI WHEEL(PKG1000240)	Mode of Payment	CREDIT
Collection Type	CENTER	Collection DateTime	25-Mar-2023 08:38 AM

### FBS & PPBS - 25032328 Released at 25-Mar-2023 01:50 PM

Parameter	Result	Biological Ref.Range	Method
-Fasting Blood Sugar (FBS)	92 mg/dL	70-100 mg/dl Impaired Tolerance:100-125 Diabetes Mellitus:>=126 (On more than one occasion) (American diabetes association guidelines 2022)	
-Fasting Urine Sugar	Absent		
-Fasting Urine Acetone	Absent		
-PPBS	117 mg/dL	(90 - 140 mg/dL)	
-PP2BS URINE SUGAR	Absent		
-PP2BS URINE ACETONE	Absent		

### HBA1C - 25032327 Released at 25-Mar-2023 01:50 PM

Parameter	Result	Biological Ref.Range	Method
-HBA1C	5.3 %	HbA1C Degree of Glucose Control <5.6 % Non Diabetics 5.7 - 6.4 % Prediabetics > =6.5 % Diabetics (REF:Wallace, 11th Edition ) REMARKS: 6 - 7 % Excellent Control 7 - 8 % Good Control 8 - 10 % Unsatisfactory Control >10 % Poor Control	Boronate Affinity
-Method[]		High Performance Liquid Chromatography (HPLC)	

**Revival Diagnostics**

401-Aqua Corridor

Beside Star Bazar, Adajan

Dr. Shivangi Gandhi

M.B.B.S, M.D Pathology  
Surat-395009, Mo: 9825947712  
revivaldiagnostics.surat@gmail.com



0261 2747788, 9825947712



4<sup>TH</sup> Floor, Aqua Corridor, Hazira Road, Adajan Pal, Surat-395009.



www.revivaldiagnostics.com

This Medical Report Is Not Intended For Medico-legal Purposes.  
Laboratory Test Results Are Subject To Technical Limitation And Should  
Be Clinically Correlate For Final Diagnosis





# REVIVAL DIAGNOSTICS

Name	<b>VIRALKUMAR A PRAJAPATI</b>	Age/Gender	<b>34Yrs/Male</b>
Reg No.	<b>2927/23</b>	Receipt No	<b>7293</b>
Referred By	<b>BOB - MEDI WHEEL(PKG10000240)</b>	Mode of Payment	<b>CREDIT</b>
Collection Type	<b>CENTER</b>	Collection DateTime	<b>25-Mar-2023 08:38 AM</b>

## Lipid Profile - 25032329 Released at 25-Mar-2023 01:51 PM

Parameter	Result	Biological Ref.Range	Method
-Serum Cholesterol	<b>248 mg/dL</b>	H Desirable < 200 mg/dl Borderline High : 200-239 mg/dl High : > 240 mg/dl	CHOD-PAP
-Serum Triglyceride	129 mg/dL	Normal < 150 mg/dl Borderline High : 150 - 159 mg/dl High : 200 - 499 mg/dl Very High : 500 mg/dl	GPO-POD Method
-Serum HDLD(Direct)	52 mg/dL	Normal :> 55 mg/dl Borderline : 35-55 mg/dl Undesirable: < 35 mg/dl	PVS-PEGME Precipitation with CHOD-POD
-Serum VLDL	26 mg/dL	(5 - 30 mg/dL)	Calculated
-Serum LDLD(Direct)	<b>170 mg/dL</b>	H Optimal:< 100 mg/dl Above Optimal : 100- 129 mg/dl Borderline High : 130-159 mg/dl High : > 160-189mg/dl Very High : >190 mg/dl	Calculated
-Chol/HDL	4.77	Low risk: <3.8 Medium Risk: 3.8 to 5.9 High Risk: > 6	Calculated
-LDL/Chol	1.46	Low risk: <3.55 Medium Risk: 3.55 to 4.0 High Risk: > 6	Calculated

[Test performed on Fully Automated Biochemistry Analyzer ERBA EM200]

## Revival Diagnostics

401-Aqua Corridor,  
Beside Star Bazar, Adajan,  
Surat-395009. Mo. 9825947712

Dr. Shivang Gandhi  
M.B.B.S, M.D (Pathology)  
revivaldiagnostics.surat@gmail.com



0261 2747788, 9825947712



4<sup>TH</sup> Floor, Aqua Corridor, Hazira Road, Adajan Pal, Surat-395009.



revivaldiagnostics.surat@gmail.com



www.revivaldiagnostics.com

This Medical Report Is Not Intended For Medico-legal Purposes.  
Laboratory Test Results Are Subject To Technical Limitation And Should  
Be Clinically Correlate For Final Diagnosis





# REVIVAL DIAGNOSTICS

Name	VIRALKUMAR A PRAJAPATI	Age/Gender	34Yrs/Male
Reg No.	2927/23	Receipt No	7293
Referred By	BOB - MEDI WHEEL(PKG10000240)	Mode of Payment	CREDIT
Collection Type	CENTER	Collection DateTime	25-Mar-2023 08:38 AM

## LIVER FUNCTION TEST (LFT) - 25032329 Released at 25-Mar-2023 01:50 PM

Parameter	Result	Biological Ref.Range	Method
-Serum Total Bilirubin	0.4 mg/dL	(0 - 1.3 mg/dL)	Diazo
-Serum Direct Bilirubin	0.1 mg/dL	(0 - 0.4 mg/dL)	Diazo
-Serum InDirect Bilirubin	0.3 mg/dL	(0.1 - 1.3 mg/dL)	Calculated
-Total Protein (TP)	7.0 gm/dL	(6.4 - 8.3 gm/dL)	Biuret
-Albumin (ALB)	4.1 gm/dL	(3.5 - 5.2 gm/dL)	BCG
-Globulin	2.9 gm/dL	(2.3 - 3.6 gm/dL)	Calculated
-A/G Ratio	1.41 gm/dL	(1 - 2.3 gm/dL)	Calculated
-SGPT(ALT)	14 U/L	(5 - 45 U/L)	IFCC, Kinetic without Pyridoxal Phosphate
-SGOT (AST)	18 U/L	(0 - 35 U/L)	IFCC, Without Pyridoxal Phosphate
-Alkaline Phosph.	76 U/L	(42 - 128 U/L)	ALP-AMP
-GGT	16 U/L	(5 - 50 U/L)	Glupa-C

[Test performed on Fully Automated Biochemistry Analyzer ERBA EM200]

REVIVAL  
DIAGNOSTICS

**Revival Diagnostics**

401-Aqua Corridor,

Beside Star Bazar, Adajan,

Dr. Shivangi Gandhi  
M.B.B.S. M.D. (Pathology)  
Surat-395009. Mo. 9825947712  
revivaldiagnostics@rediffmail.com



www.revivaldiagnostics.com



0261 2747788, 9825947712



4<sup>th</sup> Floor, Aqua Corridor, Hazira Road, Adajan Pal, Surat-395009.

This Medical Report Is Not Intended For Medico-legal Purposes.  
Laboratory Test Results Are Subject To Technical Limitation And Should  
Be Clinically Correlate For Final Diagnosis





# REVIVAL DIAGNOSTICS

Name	<b>VIRALKUMAR A PRAJAPATI</b>	Age/Gender	<b>34Yrs/Male</b>
Reg No.	<b>2927/23</b>	Receipt No	<b>7293</b>
Referred By	<b>BOB - MEDI WHEEL(PKG1000240)</b>	Mode of Payment	<b>CREDIT</b>
Collection Type	<b>CENTER</b>	Collection DateTime	<b>25-Mar-2023 08:38 AM</b>

**Total T3 T4 TSH** - 25032329 Released at 25-Mar-2023 12:12 PM

Parameter	Result	Biological Ref.Range	Method
-Total T3	1.31 ng/ml	(0.87 - 1.78 ng/ml)	Fluorescence Enzyme Immunoassay
-Total T4	8.40 ug/dl	(4.6 - 11 ug/dl)	Fluorescence Enzyme Immunoassay
-TSH	2.05 uIU/ml	0.50 - 5.50 uIU/ml 5.5 to 15 ul U/ml - Suggested Clinical co-relation or Repeat test with new sample as physiological factors can give falsley high TSH Above 15uIU/ml Hypothyroid PREGNANT WOMEN normal ranges for TSH: 1st Trimester : 0.0878 - 2.8293 uIU/ml 2nd Trimester : 0.1998 - 2.7915 uIU/ml 3rd Trimester : 0.307 - 2.9028 uIU/ml Ref: TIETZ Fundamentals of Clinical Chemistry	Fluorescence Enzyme Immunoassay

[Test performed on Fully Automated Immunology Analyzer Maglumi-600]

**Revival Diagnostics**

401-Aqua Corridor,

Beside Star Bazar, Adajan,

Surat-395009. Mo: 9825947712

Dr. Shivanji Gandhi  
M.B.B.S, M.D (Pathology)  
revivaldiagnostics.surat@gmail.com



0261 2747788, 9825947712



4<sup>TH</sup> Floor, Aqua Corridor, Hazira Road, Adajan Pal, Surat-395009.



www.revivaldiagnostics.com

This Medical Report Is Not Intended For Medico-legal Purposes.  
Laboratory Test Results Are Subject To Technical Limitation And Should  
Be Clinically Correlate For Final Diagnosis





# REVIVAL DIAGNOSTICS

Name	<b>VIRALKUMAR A PRAJAPATI</b>	Age/Gender	<b>34Yrs/Male</b>
Reg No.	<b>2927/23</b>	Receipt No	<b>7293</b>
Referred By	<b>BOB - MEDI WHEEL(PKG10000240)</b>	Mode of Payment	<b>CREDIT</b>
Collection Type	<b>CENTER</b>	Collection DateTime	<b>25-Mar-2023 08:38 AM</b>

### Creatinine - 25032329 Released at 25-Mar-2023 01:51 PM

Parameter	Result	Biological Ref.Range	Method
-Creatinine	0.9 mg/dL	(0.6 - 1.4 mg/dL)	ENZYMATIC

### BUN - 25032329 Released at 25-Mar-2023 11:23 AM

Parameter	Result	Biological Ref.Range	Method
-Blood Urea Nitrogen (BUN)	9 mg/dL	(6 - 20 mg/dL)	Calculated

### Uric Acid - 25032326 Released at 25-Mar-2023 01:51 PM

Parameter	Result	Biological Ref.Range	Method
-Uric Acid	7.1 mg/dL	(3.5 - 7.2 mg/dL)	Uricase-POD

REVIVAL  
DIAGNOSTICS

**Revival Diagnostics**

401-Aqua Corridor,

Beside Star Bazar, Adajan,

Surat-395009, No. 9825947712

Surat-395009, No. 9825947712

M.B.B.S, M.D (Pathology)  
revivaldiagnostics.surat@gmail.com



0261 2747788, 9825947712



4<sup>th</sup> Floor, Aqua Corridor, Hazira Road, Adajan Pal, Surat-395009.



revivaldiagnostics.surat@gmail.com



www.revivaldiagnostics.com

This Medical Report Is Not Intended For Medico-legal Purposes.  
Laboratory Test Results Are Subject To Technical Limitation And Should  
Be Clinically Correlate For Final Diagnosis





# REVIVAL DIAGNOSTICS

Name	<b>VIRALKUMAR A PRAJAPATI</b>	Age/Gender	<b>34Yrs/Male</b>
Reg No.	<b>2927/23</b>	Receipt No	<b>7293</b>
Referred By	<b>BOB - MEDI WHEEL(PKG1000240)</b>	Mode of Payment	<b>CREDIT</b>
Collection Type	<b>CENTER</b>	Collection DateTime	<b>25-Mar-2023 08:38 AM</b>

## Urine Routine & Micro Examination - 25032331 Released at 25-Mar-2023 01:08 PM

Parameter	Result	Biological Ref.Range	Method
<b><u>Physical Examination</u></b>			
-Quantity	15		Manual
-Colour	Pale Yellow	Pale Yellow	Manual
-Appearance	Clear	Clear	Manual
-Reaction (pH)	Acidic		Dipstick
-Specific Gravity	1.030		Dipstick
<b><u>Chemical Examination</u></b>			
-Proteins.	Absent		Dipstick
-Sugar	Absent		Dipstick
-Acetone.	Absent		Dipstick
-Bile Salts	Absent	Absent	Dipstick
-Bile Pigments	Absent	Absent	Dipstick
-Occult Blood Test (OBT).	Negative		Dipstick
<b><u>Microscopic Examination</u></b>			
-Pus Cells	1-2		Microscopically
-Red Blood Cells	Absent		Microscopically
-Epithelial Cells	1-2		Microscopically
-Bacteria.	Absent		Microscopically
-Crystals	Absent	Absent	Microscopically
-Others	NIL	Absent	Microscopic Examination

## Revival Diagnostics

401-Aqua Corridor,  
Beside Star Bazar Adajan,  
Surat-395009, Mo. 9825947712

Dr. S. Mang. Gandhi  
M.B.B.S, M.D (Pathology)  
revivaldiagnostics.surat@gmail.com



0261 2747788, 9825947712



4<sup>th</sup> Floor, Aqua Corridor, Hazira Road, Adajan Pal, Surat-395009.



revivaldiagnostics.surat@gmail.com



www.revivaldiagnostics.com

This Medical Report Is Not Intended For Medico-legal Purposes.  
Laboratory Test Results Are Subject To Technical Limitation And Should  
Be Clinically Correlate For Final Diagnosis





NAME: Vishalkumar Prajapati SEX: M  
BIRTHDATE: 14/06/1988 AGE: 34

## DEPARTMENT OF OPHTHALMOLOGY

### EYE TEST:

#### 1. VISION:

RIGHT EYE - 6/6 } with specs  
LEFT EYE - 6/6 }

#### 2. COLOR VISION:

RIGHT EYE - (2)  
LEFT EYE - (2)

#### 3. FUNDUS:

RIGHT EYE - (2)  
LEFT EYE - (2)

### REMARKS:

Ⓢ Prajapati, v.m.

**Revival Diagnostics**  
401-Aqua Corridor,  
Dejpe Star Bazar, Adajan,  
Surat-395009. Mo. 9825947712



0261 2747788, 9825947712



4<sup>th</sup> Floor, Aqua Corridor, Hazira Road, Adajan Pal, Surat-395009.



revivaldiagnostics.surat@gmail.com



www.revivaldiagnostics.com





# REVIVAL DIAGNOSTICS

## Dental Assessment Form

NAME Vinodkumar Prajapati  
AGE 34

DATE 25/03/2023  
SEX M

### \* CHIEF COMPLAINT

A CLINICAL FEATURES :- normal

1 CAVIES :-  
2 MISSING TOOTH :- }  
3 MALOCCLUSION :- }  
4 FILLING :- } ⊙

B DIAGNOSIS :- normal

C PERSONAL HISTORY :- Hygienic

D PROVISIONAL D/G :- ⊙

E MEDICAL HISTORY :- no

F FINAL D/G :- normal

G TREATMENT PLAN :- no

CLINT SIGN

DOCTOR SIGN  
**Revival Diagnostics**  
#01-Aqua Corridor,  
Beside Star Bazar, Adajan,  
Surat-395009. Mo. 9825947712

⊙ Prajapati V.A

 0261 2747788, 9825947712

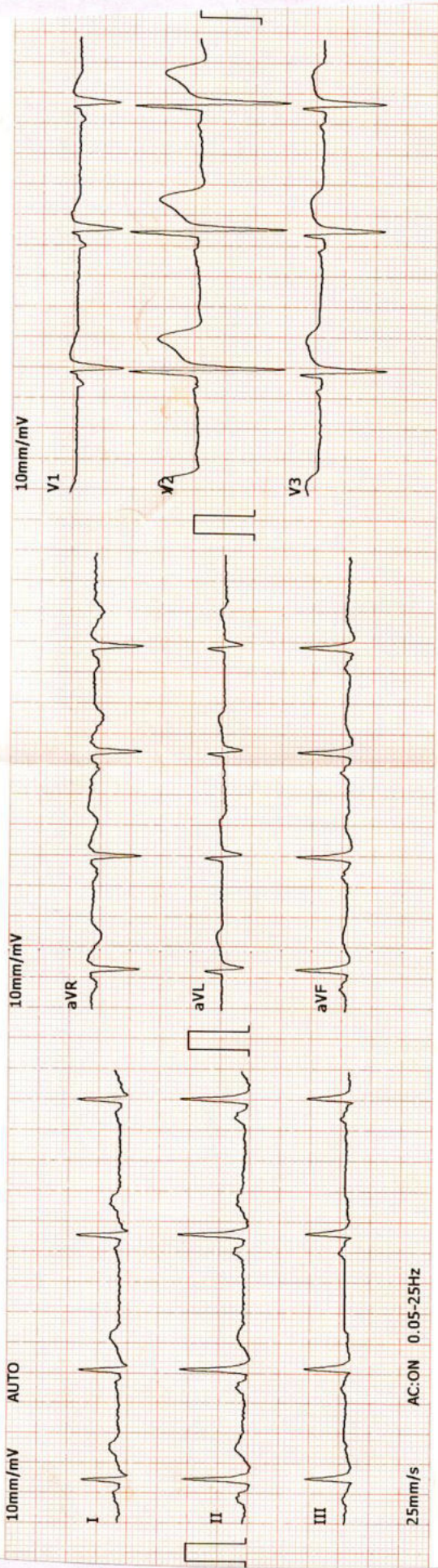
 4<sup>TH</sup> Floor, Aqua Corridor, Hazira Road, Adajan Pal, Surat-395009.

 revivaldiagnostics.surat@gmail.com

 www.revivaldiagnostics.com

This Medical Report Is Not Intended For Medico-legal Purposes.  
Laboratory Test Results Are Subject To Technical Limitation And Should  
Be Clinically Correlate For Final Diagnosis





2023-3-25 9:03:01 ID: 00005110

ID Card: Name: VIRAL Gender: Male  
Age: 34 Height(cm): 169  
Weight(Kg): 65 BP(mmHg): /

HR.....bpm 75  
P-R.....ms 110  
Q-R-S.....ms 120  
QT/QTc.....ms 363/403  
P/QRS/T AXES.....deg 62/60/62  
RV5/SV1.....mV 1.72/0.70  
RV5+SV1.....mV 2.42

\*The result must be confirmed by doctor!  
Report Confirmed by:

**DR. ADITHYAN S. BORA**  
MBBS, DNB, FIDCC  
PHYSICIAN & CLINICAL CARDIOLOGIST  
G-54906

**Revival Diagnostics**  
401-Aqua Corridor,  
Beside Star Bazar, Adajan,  
Surat-395009. Mo. 9825947712





# REVIVAL DIAGNOSTICS

Name	VIRALKUMAR A PRAJAPATI	Age/Gender	34Yrs/Male
Reg No.	2927/23	Receipt No	7293
Referred By	BOB - MEDI WHEEL(PKG10000240)	Mode of Payment	CREDIT
Collection Type	CENTER	Collection DateTime	25-Mar-2023 08:38 AM


## ECG

- REPORT :

1. The rhythm is sinus.
2. Heart rate is 75 beats per minute.
3. Normal P,QRS,T wave axis.
4. Normal PR,QRS,Q.T. Duration.
5. No pathological q wave or ST-T changes seen.
6. No evidence of chamber hypertrophy or enlargement seen.

IMPRESSION : ECG WITHIN NORMAL LIMITS

**Revival Diagnostics**  
401-Aqua Corridor,  
Beside Star Bazar, Adajan,  
Surat-395009. Mo. 9825947712

  
**DR. ADITYA S. BORA** Signature  
MBBS, DNB, PGDCC  
PHYSICIAN & CLINICAL CARDIOLOGIST  
G-54906



0261 2747788, 9825947712



4<sup>TH</sup> Floor, Aqua Corridor, Hazira Road, Adajan Pal, Surat-395009.



revivaldiagnostics.surat@gmail.com



www.revivaldiagnostics.com

This Medical Report Is Not Intended For Medico-legal Purposes.  
Laboratory Test Results Are Subject To Technical Limitation And Should  
Be Clinically Correlate For Final Diagnosis





Summary

REVIVAL DIAGNOSTICS  
 4TH FLOOR, AQUA CORRIDOE, NEAR STAR BAZAR, ADAJAN- 395009, SURAT  
 5581/VIRALKUMAR A PRAJAPATI  
 Date: 25-Mar-2023 09:26:45 AM  
 Ref.By : MEDI WHEEL

Protocol : BRUCE Objective : FOR TESTING PURPOSE ONLY.

Stage	StageTime (Min:Sec)	PhaseTime (Min:Sec)	Speed (kmph)	Grade (%)	METS	H.R. (bpm)	B.P. (mmHg)	R.P.P. x100	PVC	Comments
Supine					1.0	82	120/76	98	-	
Standing					1.0	76	120/76	91	-	
HV					1.0	86	120/76	103	-	
ExStart					1.0	79	120/76	94	-	
Stage 1	3:00	3:01	2.7	10.0	4.6	126	120/80	151	-	
Stage 2	3:00	6:01	4.0	12.0	7.0	161	130/90	209	-	
PeakEx	1:47	7:48	5.5	14.0	8.9	167	150/90	250	-	
Recovery	1:00		0.0	0.0	1.1	138	150/90	207	-	
Recovery	2:00		0.0	0.0	1.0	117	150/90	175	-	
Recovery	3:00		0.0	0.0	1.0	112	146/90	163	-	
Recovery	3:08		0.0	0.0	1.0	114	140/90	159	-	

Medication : Nil  
 History : Nil  
 Test End Reason : Test Complete  
 Findings :  
 The patient exercised according to BRUCE for 7:48, achieving a work level of Max METS:8.9. Resting heart rate initially 82 bpm, rose to a max. heart rate of 167 bpm which represents 90% of maximum age predicted heart rate. Resting blood pressure 120/76 mmhg, rose to a maximum blood Pressure of 150/90 mmhg. The exercise stress test was stopped due to Test Complete

Parameters :  
 Exercise Time : 7:48 minutes  
 Max HR attained : 167 bpm 90% of Max Predictable HR 186  
 Max BP : 150/90(mmHg)  
 WorkLoad attained : 8.9 (Fair Effort Tolerance )  
 NOsignificant ST segment changes noted during exercise or recovery.  
 NOAngina/Arrhythmia/S3/murmur  
 Final Impression : Test is negative for inducible ischaemia.

Advice/Comments:

Revival Diagnostics  
 401-Aqua Corridor,  
 Beside Star Bazar, Adajan,  
 Surat-395009. Mo. 9825947712

DR. ADARSH BORA  
 MBBS, DNB, PGDCC  
 PHYSICIAN & CLINICAL CARDIOLOGIST  
 G-54906  
 DR. ABITYA BORA



REVIVAL DIAGNOSTICS

4TH FLOOR, AQUA CORRIDOE, NEAR STAR BAZAR, ADAJAN- 395009, SURAT

5581/VIRALKUMAR A PRAJAPATI

34 Yrs/Male

65 Kg/169 Cms

Date: 25-Mar-2023 09:26:45 AM

HR: 88 bpm

METS: 1.0

BP: 120/76

MPHR: 47% of 186

Speed: 0.0 kmph

Grade: 0.0%

12 Lead + Comparison

Raw ECG

BRUCE

(1.0-100)HZ

Ex Time 00:31

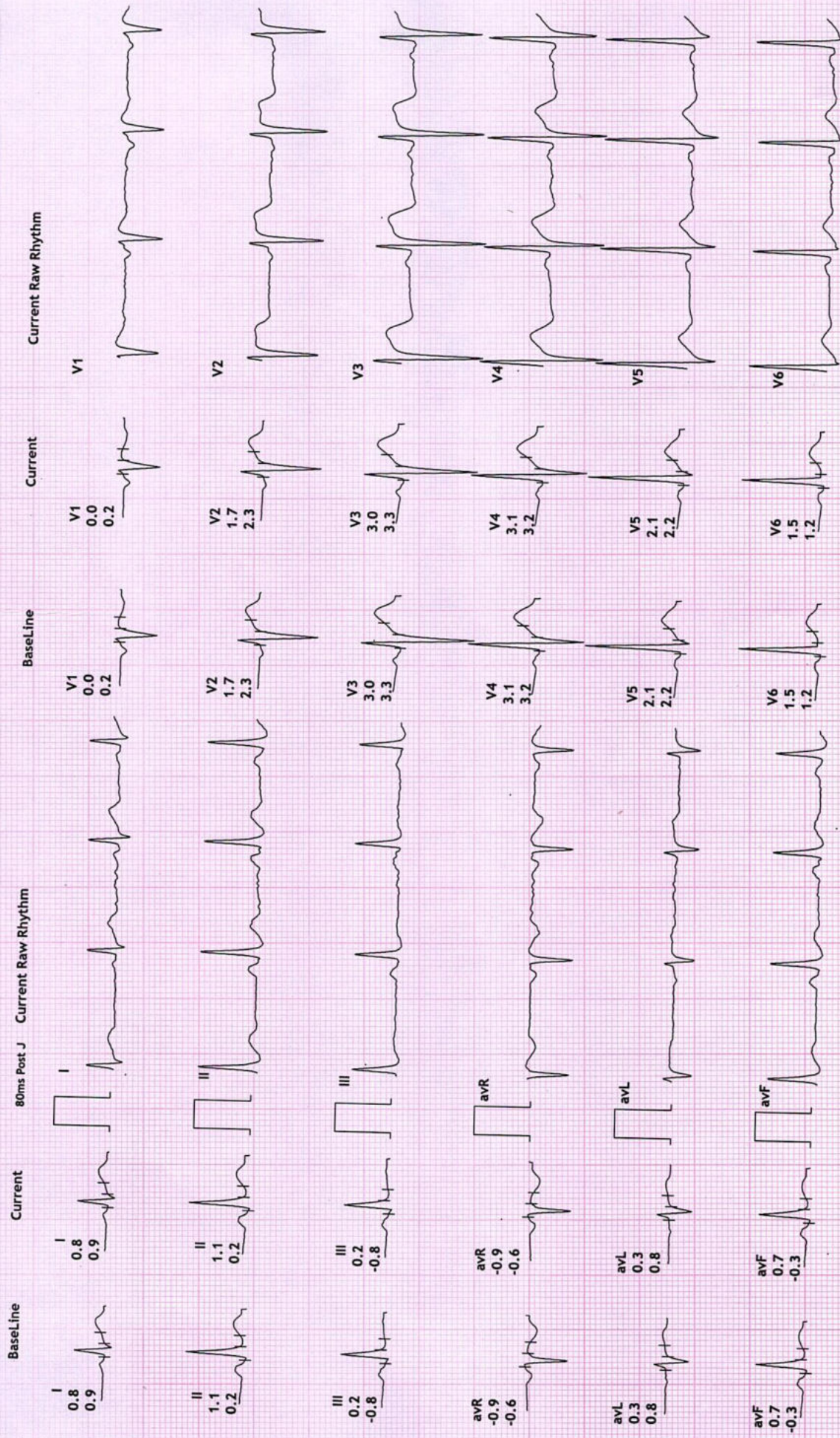
BLC : On

Notch : On

SUPINE

10.0 mm/mV

25 mm/Sec.





REVIVAL DIAGNOSTICS

4TH FLOOR, AQUA CORRIDOE, NEAR STAR BAZAR, ADAJAN- 395009, SURAT

5581/VIRALKUMAR A PRAJAPATI

34 Yrs/Male

65 Kg/169 Cms

Date: 25-Mar-2023 09:26:45 AM

12 Lead + Comparison

MPHR: 40% of 186

Speed: 0.0 kmph

Grade: 0.0%

Raw ECG

BRUCE

(1.0-100)HZ

Ex Time 00:43

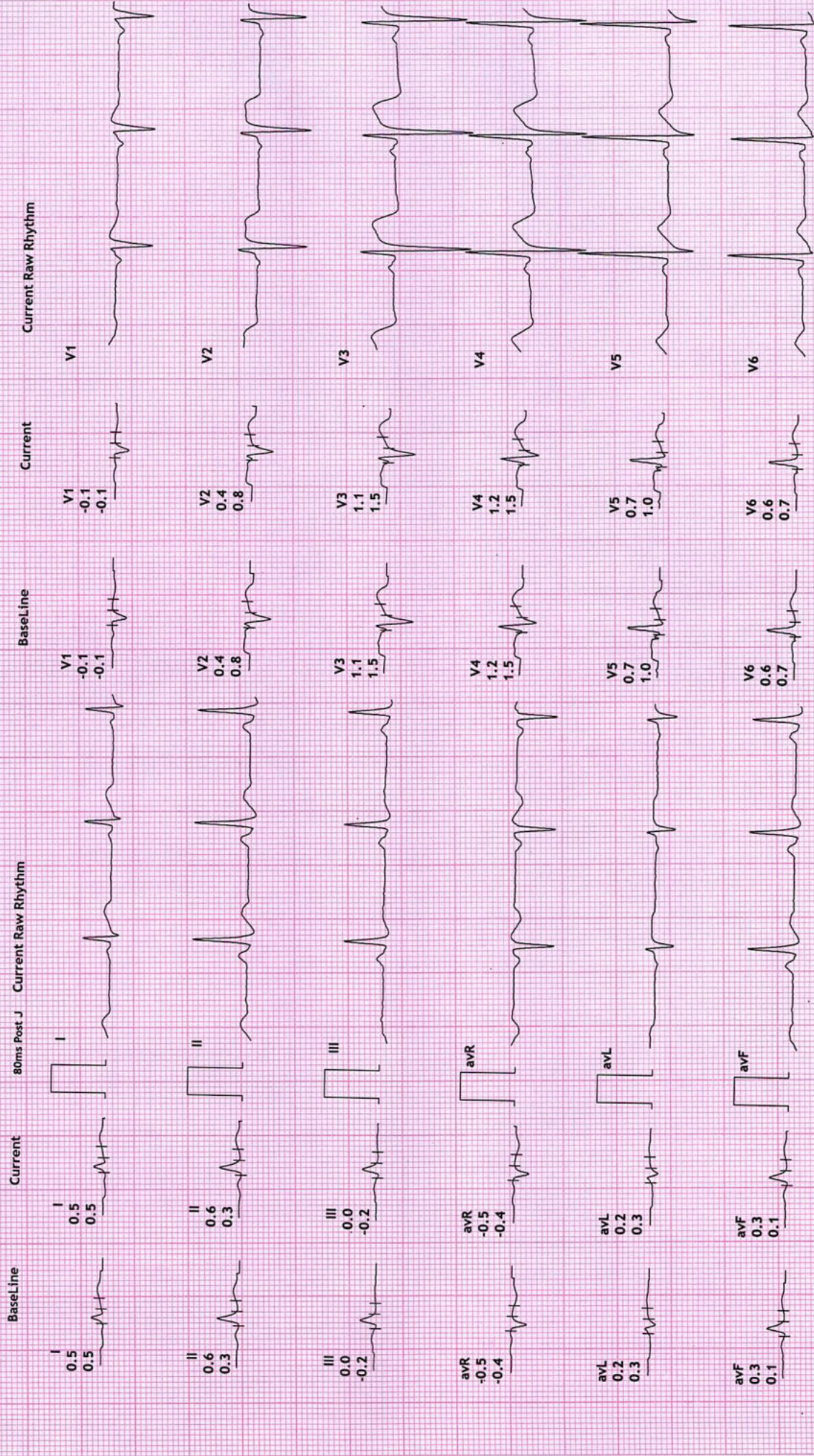
BLC :On

Notch :On

STANDING

10.0 mm/mV

25 mm/Sec.







**REVIVAL DIAGNOSTICS**  
 4TH FLOOR, AQUA CORRIDOE, NEAR STAR BAZAR, ADAJAN- 395009, SURAT  
 5581/VIRALKUMAR A PRAJAPATI  
 34 Yrs/Male  
 65 Kg/169 Cms

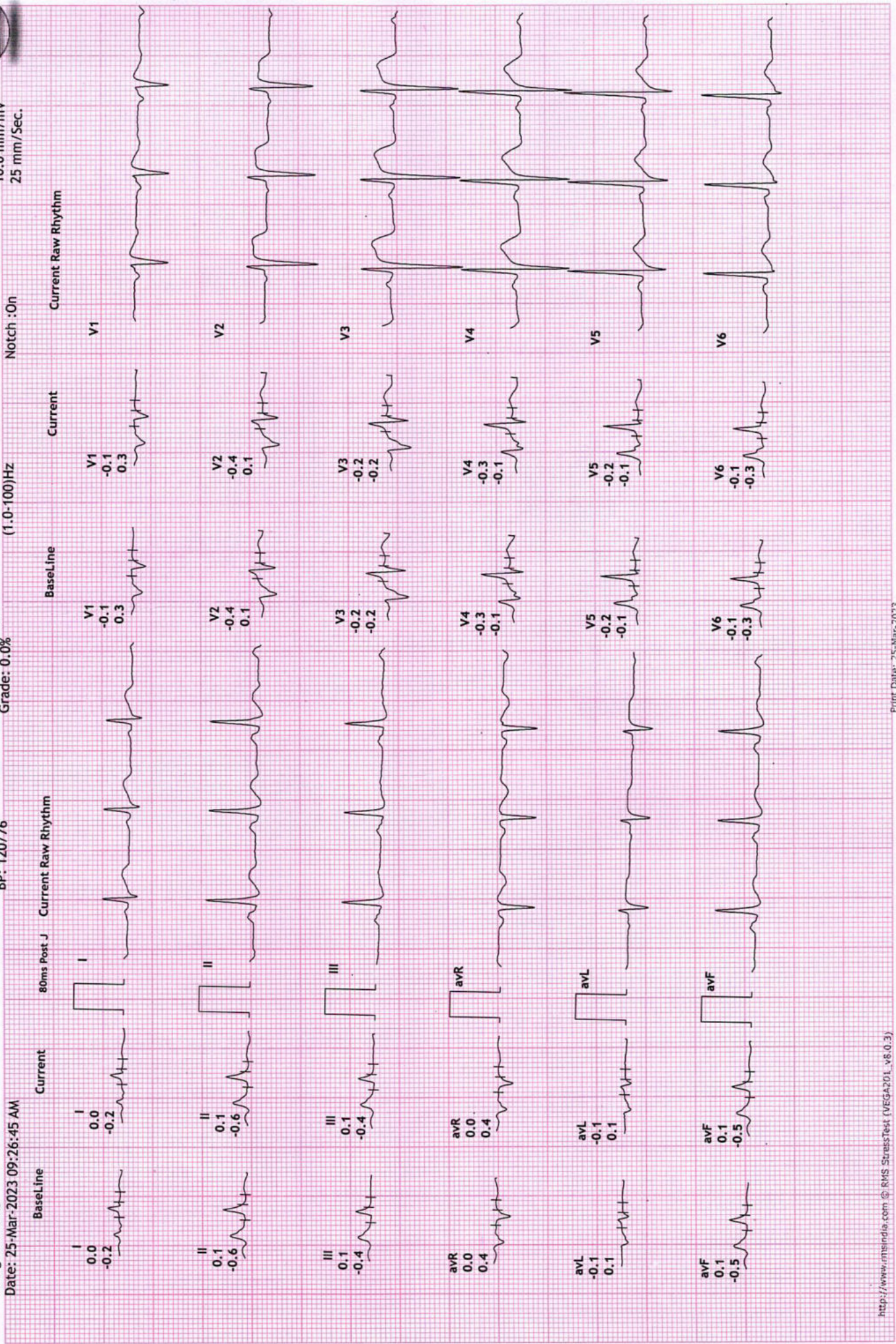
**12 Lead + Comparison**  
 MPH: 46% of 186  
 Speed: 0.0 kmph  
 Grade: 0.0%

HR: 87 bpm  
 METS: 1.0  
 BP: 120/76

Raw ECG  
 BRUCE  
 (1.0-100)HZ

Ex Time 00:59  
 BLC : On  
 Notch : On

HV  
 10.0 mm/mV  
 25 mm/Sec.





REVIVAL DIAGNOSTICS

4TH FLOOR, AQUA CORRIDOE, NEAR STAR BAZAR, ADAJAN- 395009, SURAT

5581/VIRALKUMAR A PRAJAPATI  
34 Yrs/Male

65 Kg/169 Cms

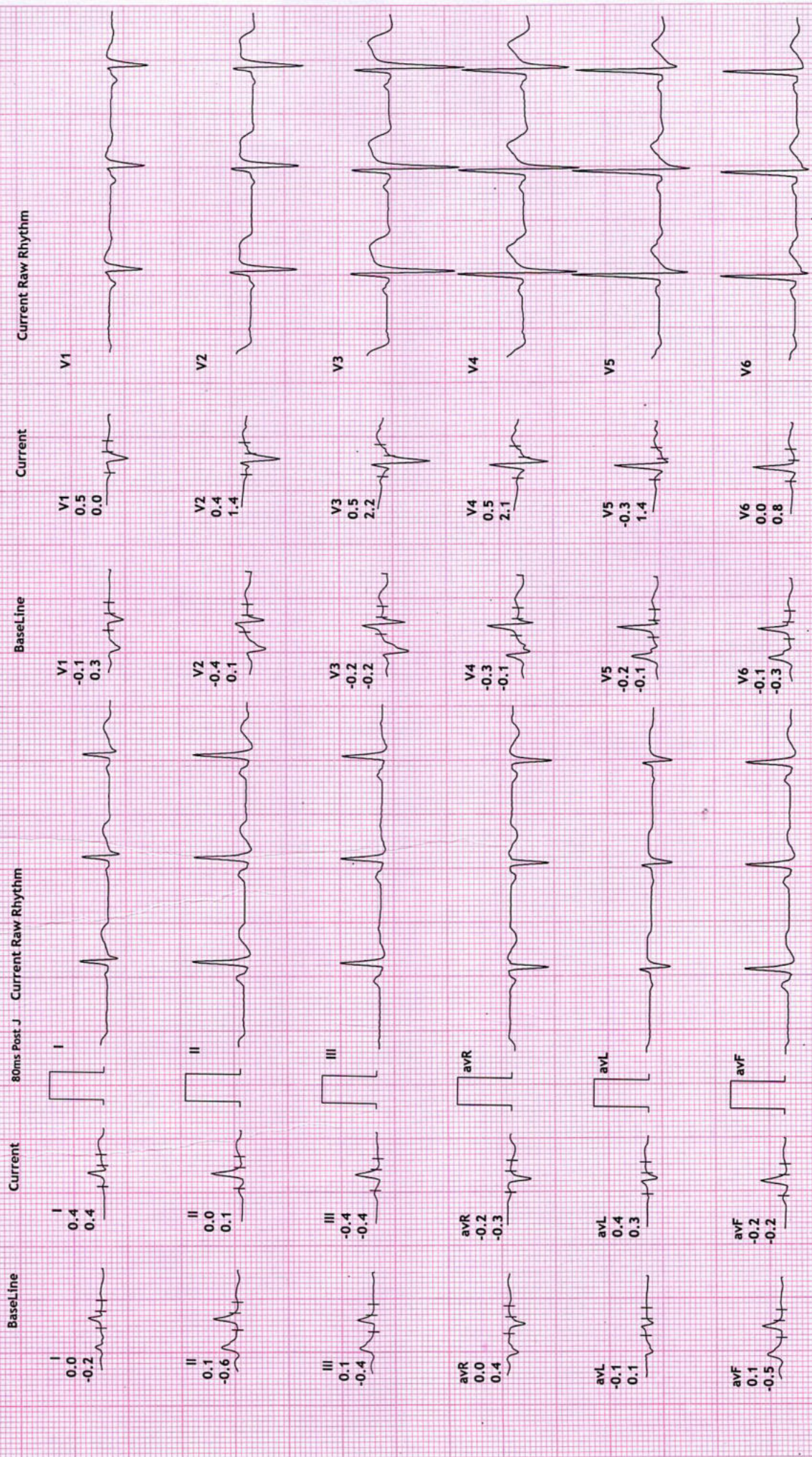
Date: 25-Mar-2023 09:26:45 AM

HR: 79 bpm  
MPHR: 42% of 186  
Speed: 0.0 kmph  
Grade: 0.0%

Raw ECG  
BRUCE  
(1.0-100)Hz

Ex Time 00:00  
BLC :On  
Notch :On

ExStrt  
10.0 mm/mV  
25 mm/Sec.





REVIVAL DIAGNOSTICS

4TH FLOOR, AQUA CORRIDOE, NEAR STAR BAZAR, ADAJAN- 395009, SURAT

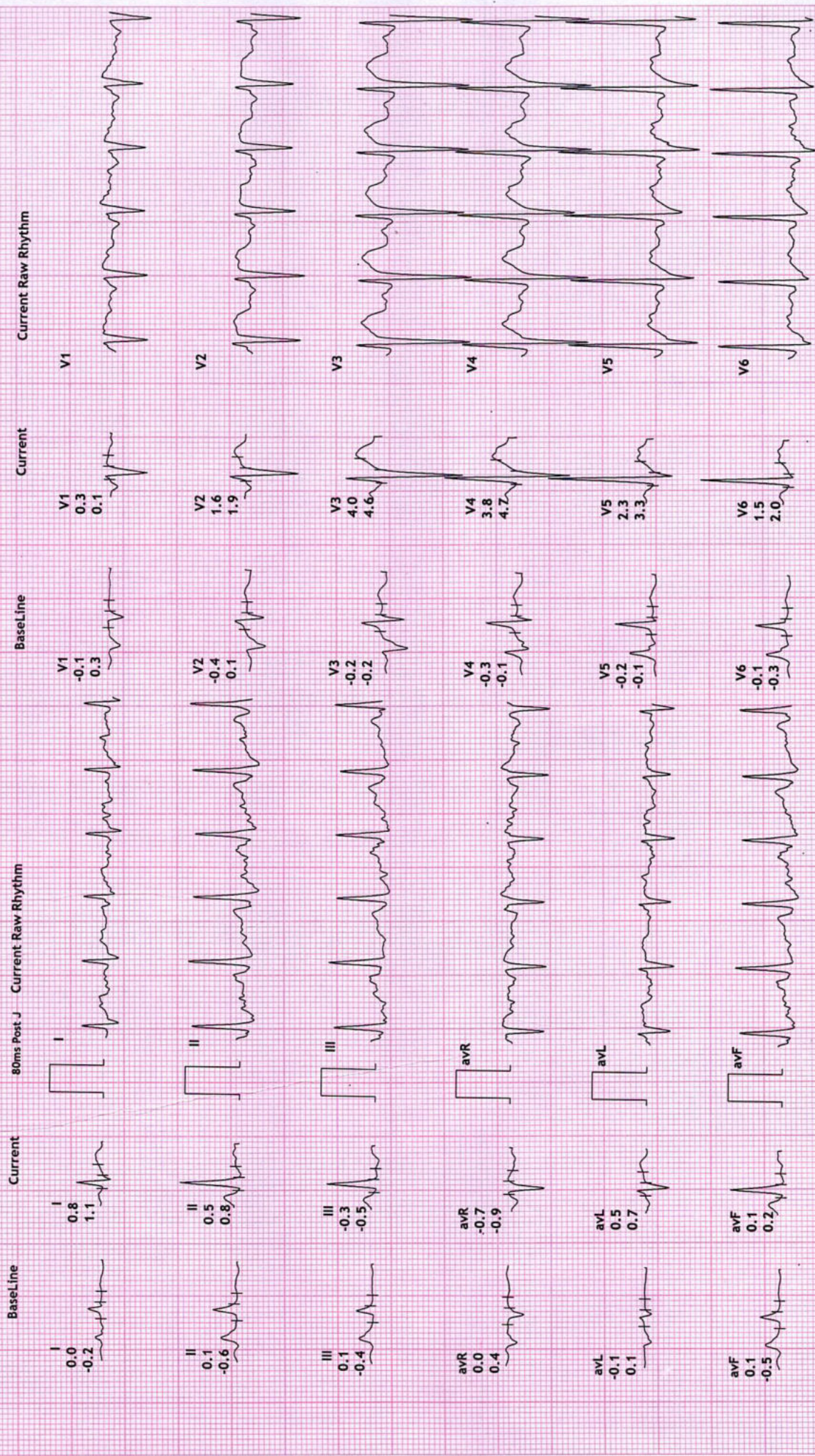
5581/VIRALKUMAR A PRAJAPATI  
34 Yrs/Male  
65 Kg/169 Cms  
Date: 25-Mar-2023 09:26:45 AM

HR: 126 bpm  
METS: 4.6  
BP: 120/80

Raw ECG  
BRUCE  
(1.0-100)Hz

Stage 1 ( 03:00 )  
10.0 mm/mV  
25 mm/Sec.

12 Lead + Comparison





REVIVAL DIAGNOSTICS

4TH FLOOR, AQUA CORRIDOE, NEAR STAR BAZAR, ADAJAN- 395009, SURAT

5581/VIRALKUMAR A PRAJAPATI

34 Yrs/Male

65 Kg/169 Cms

Date: 25-Mar-2023 09:26:45 AM

HR: 161 bpm

METS: 7.0

BP: 130/90

Raw ECG

BRUCE

(1.0-100)HZ

12 Lead + Comparison

Ex Time 06:00

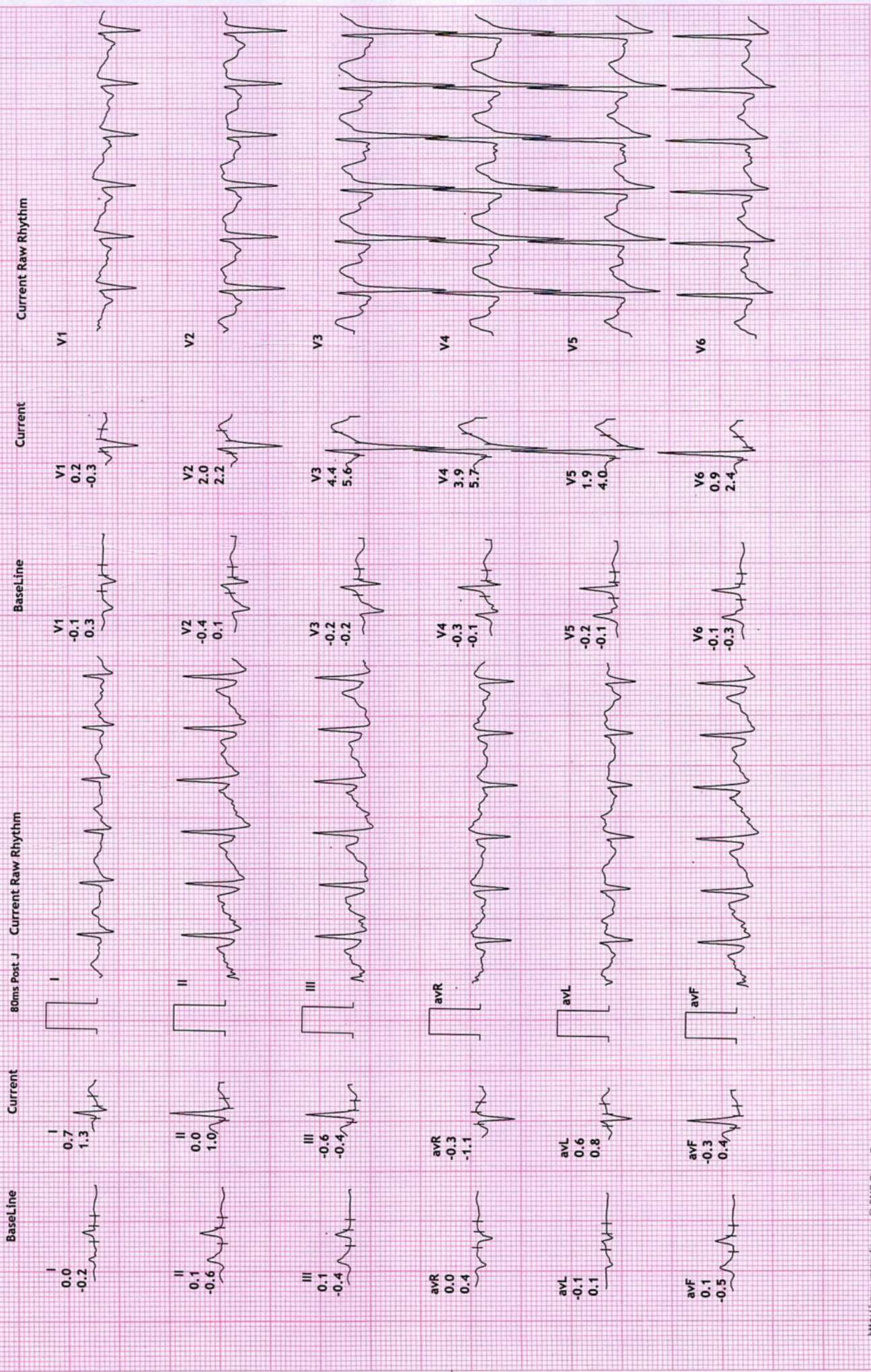
BLC :On

Notch :On

Stage 2 ( 03:00

10.0 mm/mV

25 mm/Sec.







# 12 Lead + Comparison

**REVIVAL DIAGNOSTICS**  
**4TH FLOOR, AQUA CORRIDOE, NEAR STAR BAZAR, ADAJAN- 395009, SURAT**  
 5581/VIRALKUMAR A PRAJAPATI  
 34 Yrs/Male  
 65 Kg/169 Cms  
 Date: 25-Mar-2023 09:26:45 AM

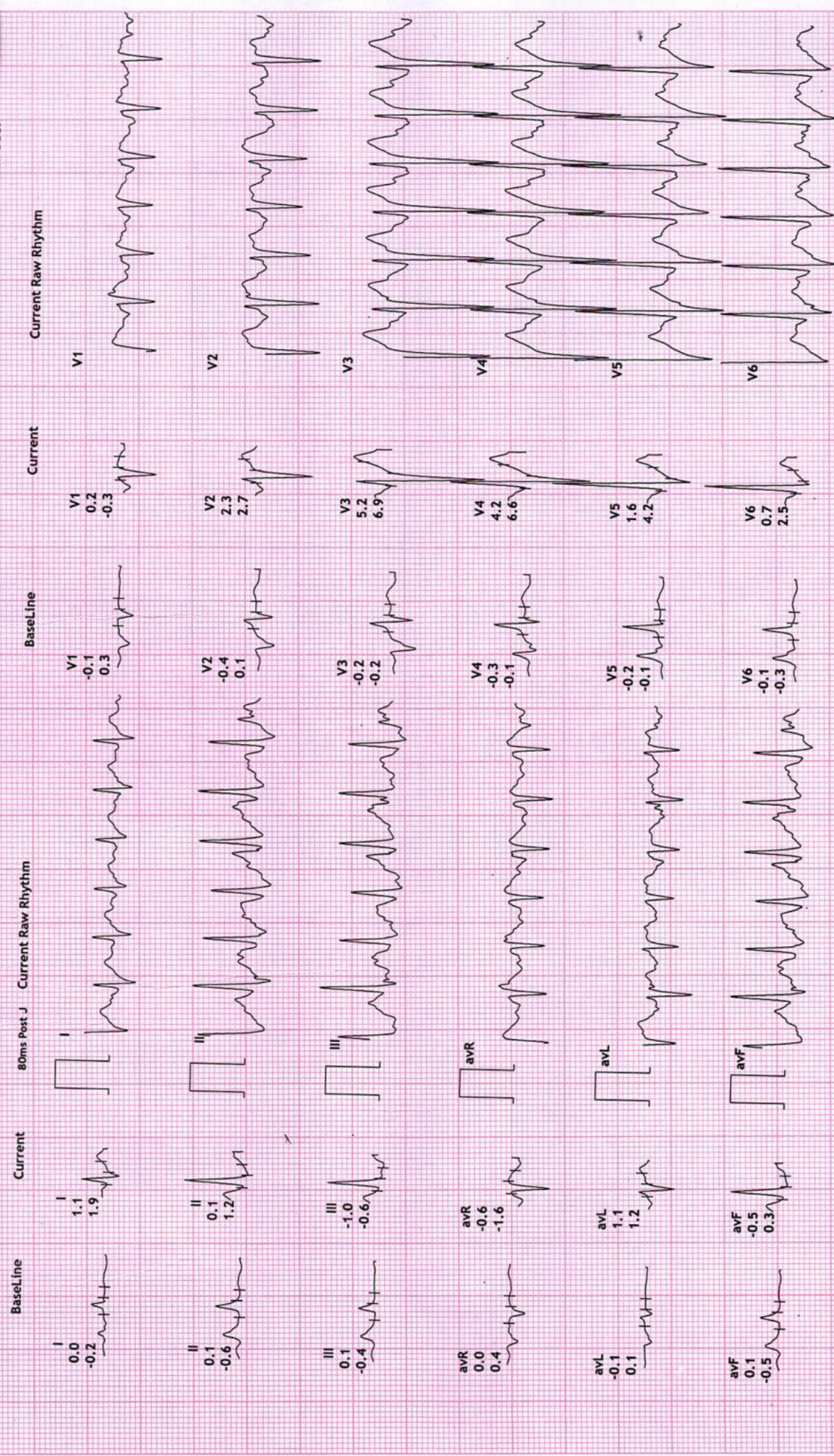
MPHR: 89% of 186  
 Speed: 5.5 kmph  
 Grade: 14.0%

HR: 167 bpm  
 METS: 8.9  
 BP: 150/90

Raw ECG  
 BRUCE  
 (1.0-100)HZ

Ex Time 07:47  
 BLC :On  
 Notch :On

PeakEx  
 10.0 mm/mV  
 25 mm/Sec.







Recovery : ( 01.00 )  
10.0 mm/mV  
25 mm/Sec.

Ex Time 07:47  
BLC : On  
Notch : On

Raw ECG  
BRUCE  
(1.0-100)HZ

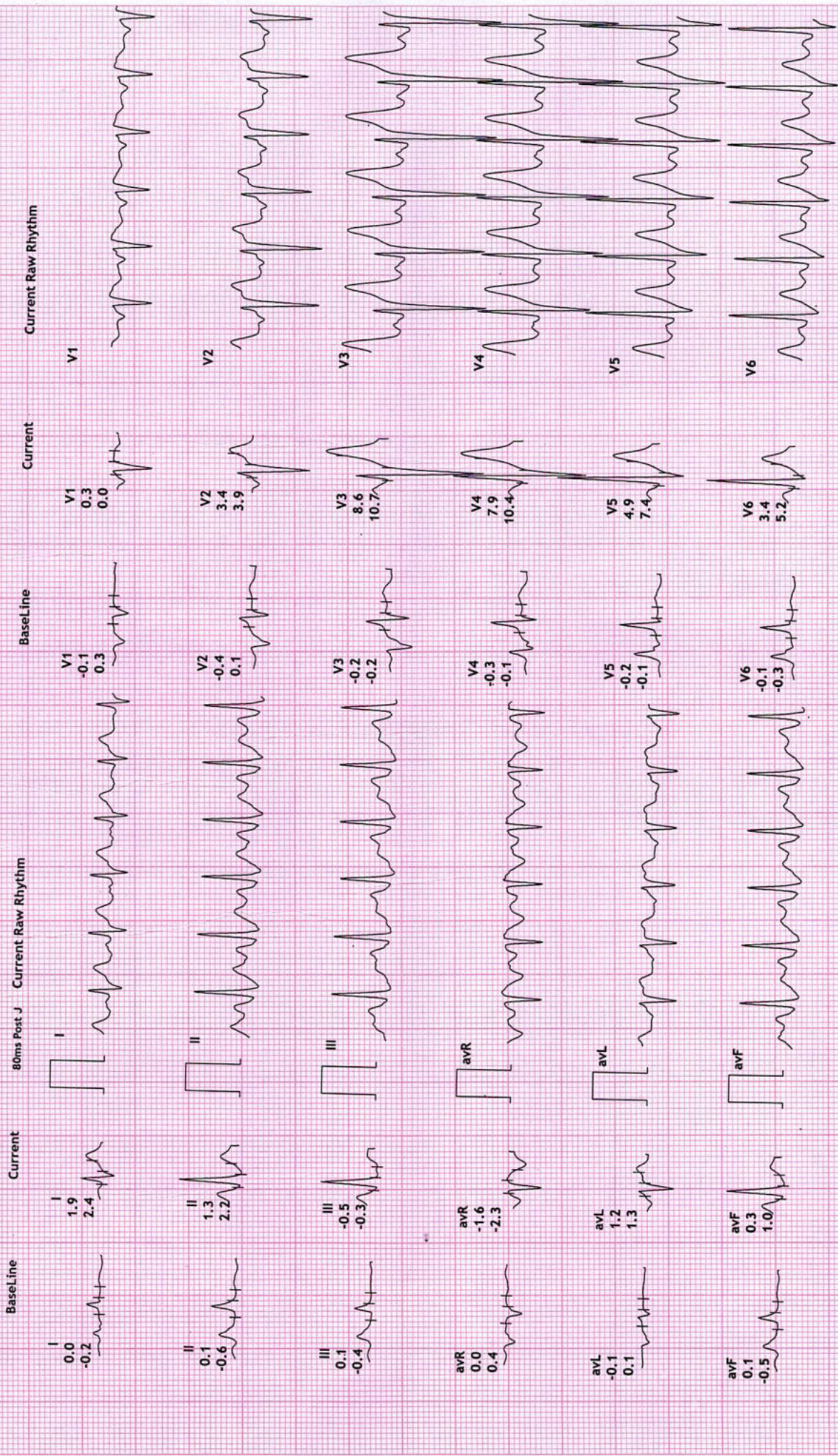
MPHR: 74% of 186  
Speed: 0.0 kmph  
Grade: 0.0%

HR: 138 bpm  
METS: 1.0  
BP: 150/90

12 Lead + Comparison

REVIVAL DIAGNOSTICS  
4TH FLOOR, AQUA CORRIDOE, NEAR STAR BAZAR, ADAJAN- 395009, SURAT  
5581/VIRALKUMAR A PRAJAPATI  
34 Yrs/Male  
65 Kg/169 Cms

Date: 25-Mar-2023 09:26:45 AM





**REVIVAL DIAGNOSTICS**

**4TH FLOOR, AQUA CORRIDOE, NEAR STAR BAZAR, ADAJAN- 395009, SURAT**

5581/VIRALKUMAR A PRAJAPATI

34 Yrs/Male

65 Kg/169 Cms

Date: 25-Mar-2023 09:26:45 AM

MPHR: 62% of 186

Speed: 0.0 kmph

Grade: 0.0%

Raw ECG

BRUCE

(1.0-100)Hz

Ex Time 07:47

BLC : On

Notch : On

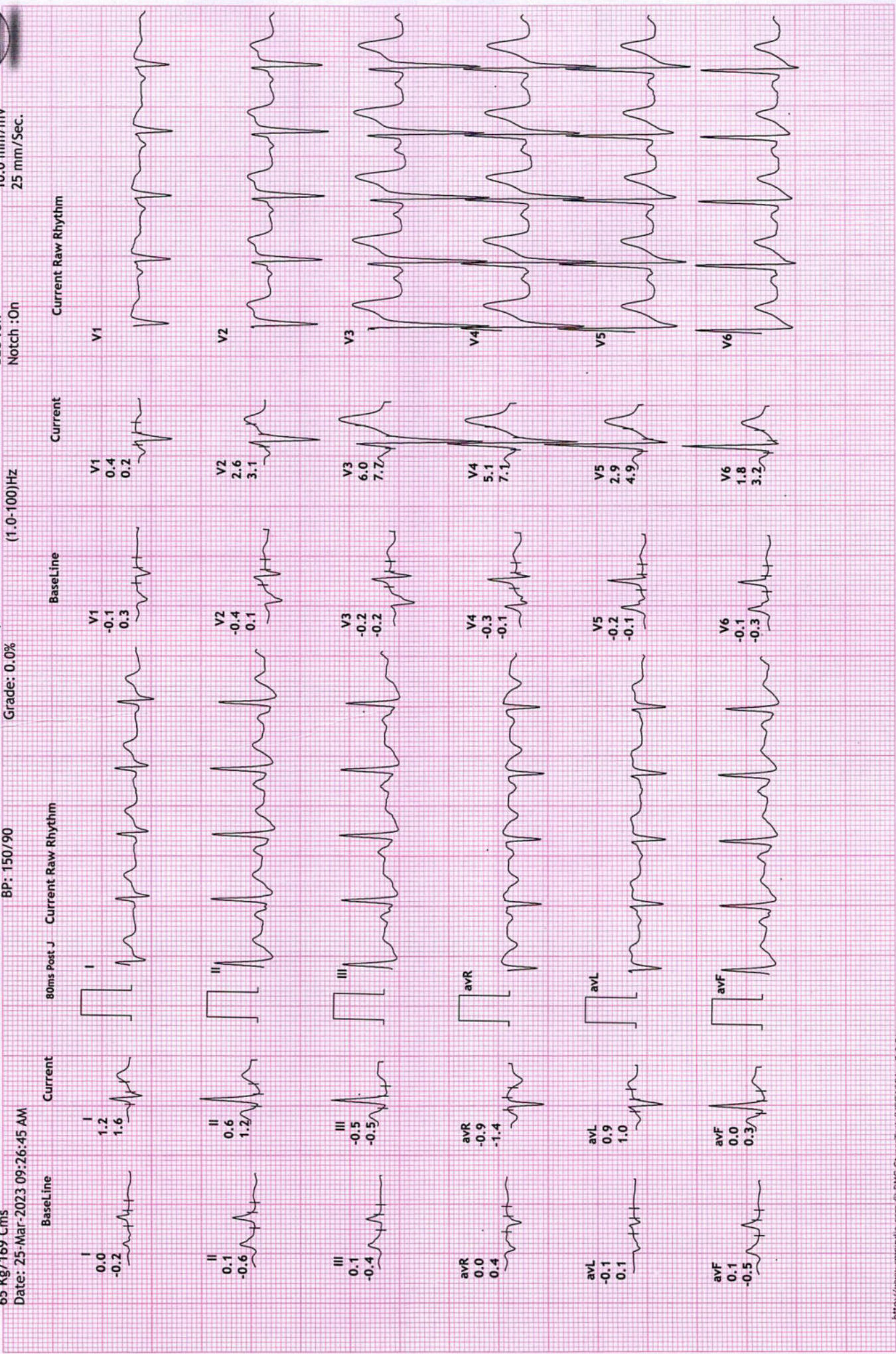
Recovery : (02)

10.0 mm/mV

25 mm/Sec.



**12 Lead + Comparison**





**REVIVAL DIAGNOSTICS**

**4TH FLOOR, AQUA CORRIDOE, NEAR STAR BAZAR, ADAJAN- 395009, SURAT**

5581/VIRALKUMAR A PRAJAPATI  
34 Yrs/Male  
65 Kg/169 Cms

Date: 25-Mar-2023 09:26:45 AM

HR: 112 bpm  
METS: 1.0  
BP: 146/90

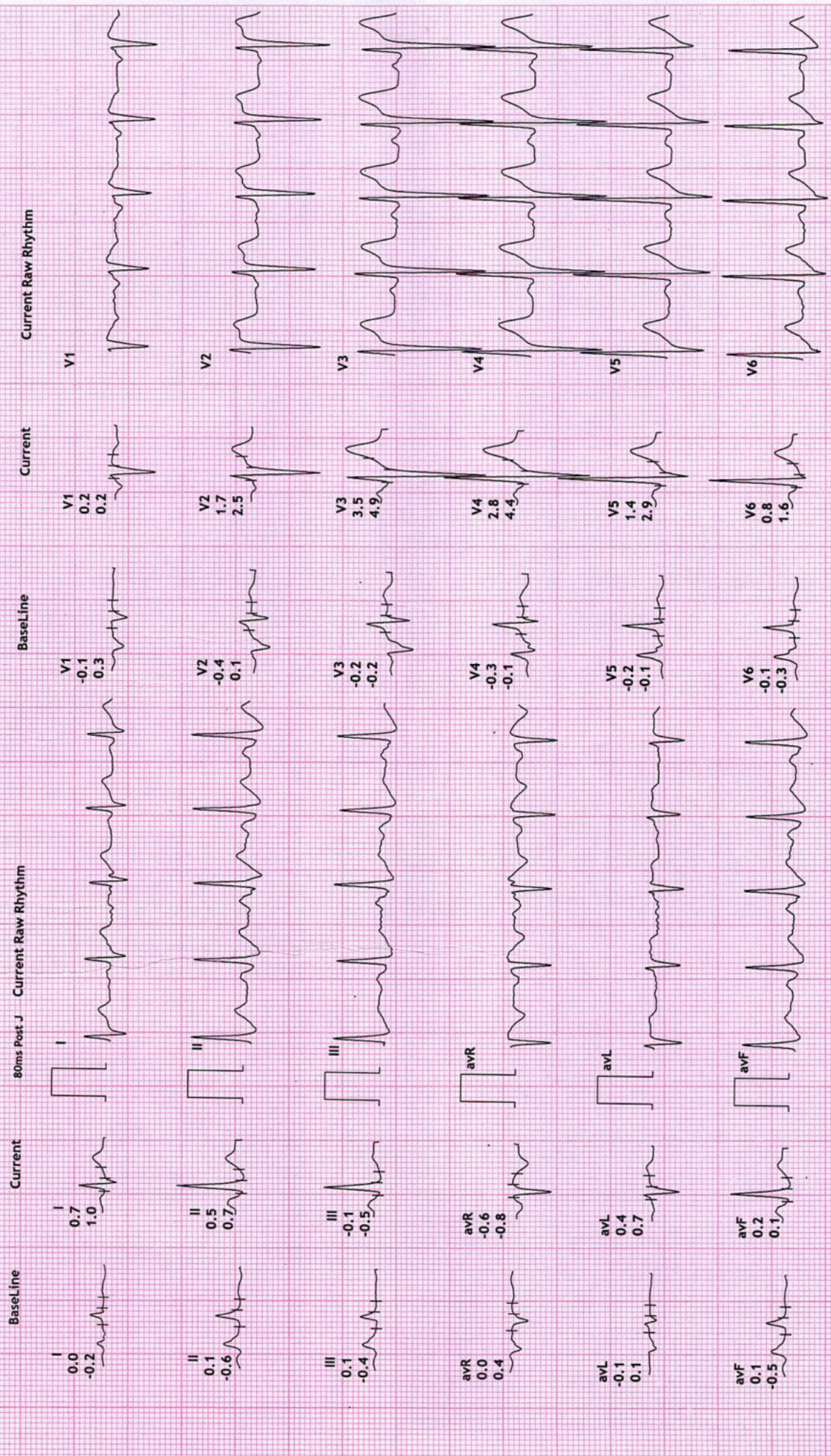
Raw ECG  
BRUCE  
(1.0-100)HZ

Ex Time 07:47  
BLC :On  
Notch :On

Recovery : ( 03 )  
10.0 mm/mV  
25 mm/Sec.



**12 Lead + Comparison**







**NAME : VIRALKUMAR A PRAJAPATI**  
**AGE: 34 YRS / MALE**  
**REF BY: MEDI WHEEL**

15





Name	<b>VIRALKUMAR A PRAJAPATI</b>	Age/Gender	<b>34Yrs/ Male</b>
Reg No.	<b>2927/23</b>	Receipt No	<b>7293</b>
Referred By	<b>BOB - MEDI WHEEL(PKG10000240)</b>	Mode of Payment	<b>CREDIT</b>
Collection Type	<b>CENTER</b>	Collection DateTime	<b>25-Mar-2023 08:38 AM</b>

### CHEST RADIOGRAPH (PA VIEW)

- Hilar shadows are within normal limits.
- Pulmonary vasculature appears normal.
- Cardiac appears normal in size.
- Both dome of the diaphragm are smooth.
- Both costophrenic recesses are clear.
- Both lung fields appear normal.
- Visualized bones and soft tissue shadows appear normal.

IMPRESSION: NORMAL STUDY.

DR. CHIRAG K PATEL  
RADIOLOGIST

**Dr. Chirag K. Patel**  
MBBS-DMPD  
Reg. No. G-23509  
**Revival Diagnostic**  
Signature  
4th Floor, Aqua Corridor,  
Nr. Star Bazar, Hazira Main Road,  
Adajan, Surat-395009.  
Mo. 97266 726683



0261 2747788, 9825947712



4<sup>TH</sup> Floor, Aqua Corridor, Hazira Road, Adajan Pal, Surat-395009.



revivaldiagnostics.surat@gmail.com



www.revivaldiagnostics.com





Name	<b>VIRALKUMAR A PRAJAPATI</b>	Age/Gender	<b>34Yrs/Male</b>
Reg No.	<b>2927/23</b>	Receipt No	<b>7293</b>
Referred By	<b>BOB - MEDI WHEEL(PKG10000240)</b>	Mode of Payment	<b>CREDIT</b>
Collection Type	<b>CENTER</b>	Collection DateTime	<b>25-Mar-2023 08:38 AM</b>

## USG OF ABDOMEN & PELVIS

### **LIVER:**

Liver is normal in size and echotexture.  
No evidence of focal SOL or dilatation of IHBR seen.  
Portahepatis appear normal.

### **GALLBLADDER:**

Gallbladder shows few calculi, measuring 8-12 mm.

### **PANCREAS:**

Pancreas appears normal in size and echotexture.  
No focal lesion, mass or pancreatitis.

### **SPLEEN:**

Spleen appears normal in size and echotexture.

### **PARAAORTIC REGION:**

Aorta grossly appears normal.  
No paraaortic lymphnodes seen.

### **KIDNEYS:**

Both kidneys appear normal in size, shape and in position.  
Cortex and collecting system of both kidneys appears normal.  
No evidence of calculus or obstructive uropathy on either side.

### **URINARY BLADDER:**

Bladder appears normal. No calculus or mass lesion is seen.

### **PROSTATE:**

Prostate appears normal in size and echotexture.  
No evidence of free fluid in pelvis.

### **COMMENTS:**

few gall bladder calculi

**Dr. Chirag K. Patel**

MBBS-DMPD

Reg. No. G-23509

Revival Diagnostic

4th Floor, Aqua Corridor,

Nr. Star Bazar, Hazira Road, Adajan, Surat-395009.

Mo. 97266 726683



0261 2747788, 9825947712



4<sup>TH</sup> Floor, Aqua Corridor, Hazira Road, Adajan Pal, Surat-395009.



revivaldiagnostics.surat@gmail.com



www.revivaldiagnostics.com