

Patient Name : Mr. TAPASH KR SAHA
UHID/MR No. : FLAL.000006717
Visit Date : 17-10-2024 08:54
Sample Collected on : 17-10-2024 09:12
Ref Doctor : Dr. ADIL SHOAIB
Emp/Auth/TPA ID : 123456
Sponsor Name : ARCOFEMI HEALTHCARE LIMITED

Age / Gender : 33 Y / M
OP Visit No : FLALOPV9772
Reported on : 17-10-2024 14:49
Specimen : Serum
Doctor: : Dr. ADIL SHOAIB

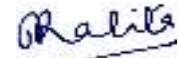
DEPARTMENT OF LABORATORY MEDICINE

<u>TEST NAME</u>	<u>RESULT</u>	<u>BIOLOGICAL REFERENCE INTERVALS</u>	<u>UNITS</u>
CHOLESTEROL S.Cholesterol	126	< 200 Desirable 200 - 239 Borderline High >= 240 High	mg/dl
GLUCOSE - (FASTING) GLUCOSE - (FASTING). Method: Hexokinase	91	70 - 110	mg/dl
CREATININE CREATININE Method: Jaffe	1.3	0.70 - 1.30	mg/dl
ALT (SGPT) SGPT/ALT Method: UV with P5P	16	15 - 65	U/L
UREA UREA:- Method: urease-GLDH	31	10 - 50	mg/dl

End of the report

Results are to be correlated clinically

Lab Technician / Technologist.
RUPEN_DAS



Dr. NIRANJANA KALITA
MBBS, DCP
CONSULTANT PATHOLOGIST

Patient Name : Mr. TAPASH KR SAHA
UHID/MR No. : FLAL.000006717
Visit Date : 17-10-2024 08:54
Sample Collected on : 17-10-2024 09:12
Ref Doctor : Dr. ADIL SHOAIB
Emp/Auth/TPA ID : 123456
Sponsor Name : ARCOFEMI HEALTHCARE LIMITED

Age / Gender : 33 Y / M
OP Visit No : FLALOPV9772
Reported on : 17-10-2024 14:49
Specimen : EDTA Blood
Doctor: : Dr. ADIL SHOAIB

DEPARTMENT OF LABORATORY MEDICINE


<u>TEST NAME</u>	<u>RESULT</u>	<u>BIOLOGICAL REFERENCE INTERVALS</u>	<u>UNITS</u>
BLOOD GROUP AND RH TYPE			
BLOOD GROUP AND RH TYPE	B		
Method: Slide Test			
RH TYPE	POSITIVE		
PERIPHERAL SMEAR			

Smear reveals normocytic hypochromic red cells.
 No other remarkable morphological abnormalities seen in the red cell series.
 No haematoparasites detected.
 Cells of the WBC series are within normal limits.
 No immature cells seen.
 Platelets are adequate and normal in morphology.

End of the report

Results are to be correlated clinically

Lab Technician / Technologist.
 RUPEN_DAS



Dr. NIRANJANA KALITA
 MBBS, DCP
 CONSULTANT PATHOLOGIST

Patient Name : Mr. TAPASH KR SAHA
UHID/MR No. : FLAL.0000006717
Visit Date : 17-10-2024 08:54
Sample Collected on : 17-10-2024 09:12
Ref Doctor : Dr. ADIL SHOAIB
Emp/Auth/TPA ID : 123456
Sponsor Name : ARCOFEMI HEALTHCARE LIMITED

Age / Gender : 33 Y / M
OP Visit No : FLALOPV9772
Reported on : 17-10-2024 14:49
Specimen : Whole Blood (Edta)
Doctor: : Dr. ADIL SHOAIB

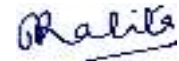
DEPARTMENT OF LABORATORY MEDICINE

<u>TEST NAME</u>	<u>RESULT</u>	<u>BIOLOGICAL REFERENCE INTERVALS</u>	<u>UNITS</u>
HAEMOGRAM			
HAEMOGLOBIN Method: Non Cyanide	14.5	13.0 - 17.0	g/dl
Total WBC Count Method: Electrical Impedence	5000	4000 - 11000	Cumm
RBC Count Method: Electrical Impedence	4.79	4.5 - 6.0	Million/Cumm
ESR Method: Westergren	05	0 - 20	mm/1st hr
PCV/Haematocrit Method: Electrical Impedence	44.8	40 - 50	%
Platelet Count Method: Electrical Impedence	1.80	1.5 - 4.5	Lakhs/c.mm
MCV Method: Electrical Impedence	93.5	80 - 100	fl
MCH Method: Electrical Impedence	30.1	26 - 34	pg
MCHC Method: Electrical Impedence	32.2	31.5 - 35.0	gm/dl
Neutrophil	62	40 - 80	%
Lymphocyte	30	20 - 40	%
Monocyte	05	2 - 10	%
Eosinophil	03	1- 6	%

End of the report

Results are to be correlated clinically

Lab Technician / Technologist.
RUPEN_DAS



Dr. NIRANJANA KALITA
MBBS, DCP
CONSULTANT PATHOLOGIST

Patient Name : Mr. TAPASH KR SAHA
UHID/MR No. : FLAL.000006717
Visit Date : 17-10-2024 08:54
Sample Collected on : 17-10-2024 09:12
Ref Doctor : Dr. ADIL SHOAIB
Emp/Auth/TPA ID : 123456
Sponsor Name : ARCOFEMI HEALTHCARE LIMITED

Age / Gender : 33 Y / M
OP Visit No : FLALOPV9772
Reported on : 17-10-2024 14:49
Specimen : Urine
Doctor: : Dr. ADIL SHOAIB

DEPARTMENT OF LABORATORY MEDICINE


URINE ROUTINE EXAMINATION

Urine Routine & Microscopy			
	RESULT	Method	REFERENCE RANGE
Volume	40 ml	Macroscopy	
Colour	Pale Yellow	Macroscopy	
Specific Gravity	1.020	Based on pka change	1.005 – 1.030
Appearance	Clear	Macroscopy	
Reaction/pH	5.5	Bromothymol blue /Methyl Red	4.6 – 8.0
Chemical Examination			
Sugar	Nil	GOD-POD	Nil
Protein	Nil	Heat Method	Nil
Bile Salts	Negative	Sulphur Powder Method	Negative
Bile Pigments	Negative	Diazotized Dichloroaniline Method	Negative
Microscopic Examination			
Pus Cells	0-2/hpf	Microscopy	
Red Blood Cells	Nil	Microscopy	
Epithelial Cells	1-3/hpf	Microscopy	
Cast	Nil	Microscopy	
Crystals	Nil	Microscopy	
Others			

End of the report

Results are to be correlated clinically

Lab Technician / Technologist.
RUPEN_DAS



Dr. NIRANJAN KALITA
MBBS, DCP
CONSULTANT PATHOLOGIST



Mediwheel
...Your wellness partner

Arcofemi Healthcare Pvt Ltd

(Formerly known as Arcofemi Healthcare Ltd)

F-701A, Lado Sarai, Mehrauli, New Delhi - 110030

Email: wellness@mediwheel.in, Website: www.mediwheel.in

Tel: +91-11-41195959, Fax: +91-11-29523020

CIN: U24240DL2011PTC216307

MEDICAL FITNESS CERTIFICATE

(To be signed by a registered medical practitioner holding a Medical degree)

This is to certify that Mr. Tapash Kr Saha aged, 33yr. Based on the examination, I certify that he is in good dental and physical health and it is free from any physical defects such as deafness, color blindness, and any chronic or contagious diseases.

Place: **Guwahati**

Date: 17/09/2024

Dr. Nitesh Kumar
M.D. (D) ABS
BCMR/17093

Name & Signature of

Medical officer