



To,

The Coordinator,  
Mediwheel (Arcofemi Healthcare Limited)  
Helpline number: 011- 41195959

Dear Sir / Madam,

**Sub: Annual Health Checkup for the employees of Bank of Baroda**

This is to inform you that the following spouse of our employee wishes to avail the facility of Cashless Annual Health Checkup provided by you in terms of our agreement.

PARTICULARS OF HEALTH CHECK UP BENEFICIARY	
NAME	BULBUL BERA .
DATE OF BIRTH	17-03-1973
PROPOSED DATE OF HEALTH CHECKUP FOR EMPLOYEE SPOUSE	17-09-2021
BOOKING REFERENCE NO.	21S161200100003852S
SPOUSE DETAILS	
EMPLOYEE NAME	MR. BERA SAJAL KANTI
EMPLOYEE EC NO.	161200
EMPLOYEE DESIGNATION	BRANCH OPERATIONS
EMPLOYEE PLACE OF WORK	ANTILA
EMPLOYEE BIRTHDATE	17-11-1967

This letter of approval / recommendation is valid if submitted along with copy of the Bank of Baroda employee id card. This approval is valid from **10-09-2021** till **31-03-2022**. The list of medical tests to be conducted is provided in the annexure to this letter. Please note that the said health checkup is a **cashless facility** as per our tie up arrangement. We request you to attend to the health checkup requirement of our employee's spouse and accord your top priority and best resources in this regard. The EC Number and the booking reference number as given in the above table shall be mentioned in the invoice, invariably.

We solicit your co-operation in this regard.

Yours faithfully,

Sd/-

**Chief General Manager**  
**HRM Department**  
**Bank of Baroda**

(Note: This is a computer generated letter. No Signature required. For any clarification, please contact Mediwheel (Arcofemi Healthcare Limited))



ভারত সরকার



আধার

ভারত সরকার  
Government of India

ভারতীয় বিশিষ্ট পরিচয় প্রাধিকরণ  
Unique Identification Authority of India

তালিকাভুক্তির আই ডি / Enrollment No. : 0000/00734/17994

To  
**Bulbul Bera**  
বুলবুল বেরা  
4th Floor Flat No. 401 Galaxy Apartment,  
10 Jnanendra Avenue,  
Uttarpara,  
VTC: Uttarpara Kotrung M, PO: Uttarpara,  
District: Hooghly,  
State: West Bengal, PIN Code: 712258,  
Mobile: 9800242078

48359861



KF483598611FI



আপনার আধার সংখ্যা / Your Aadhaar No. :

**2456 2304 0294**

আমার আধার, আমার পরিচয়



ভারত সরকার  
Government of India



আধার

Issue Date: 05/08/2015



বুলবুল বেরা  
**Bulbul Bera**  
জন্মতারিখ / DOB: 17/03/1973  
স্বক্ৰিয় / Female

**2456 2304 0294**

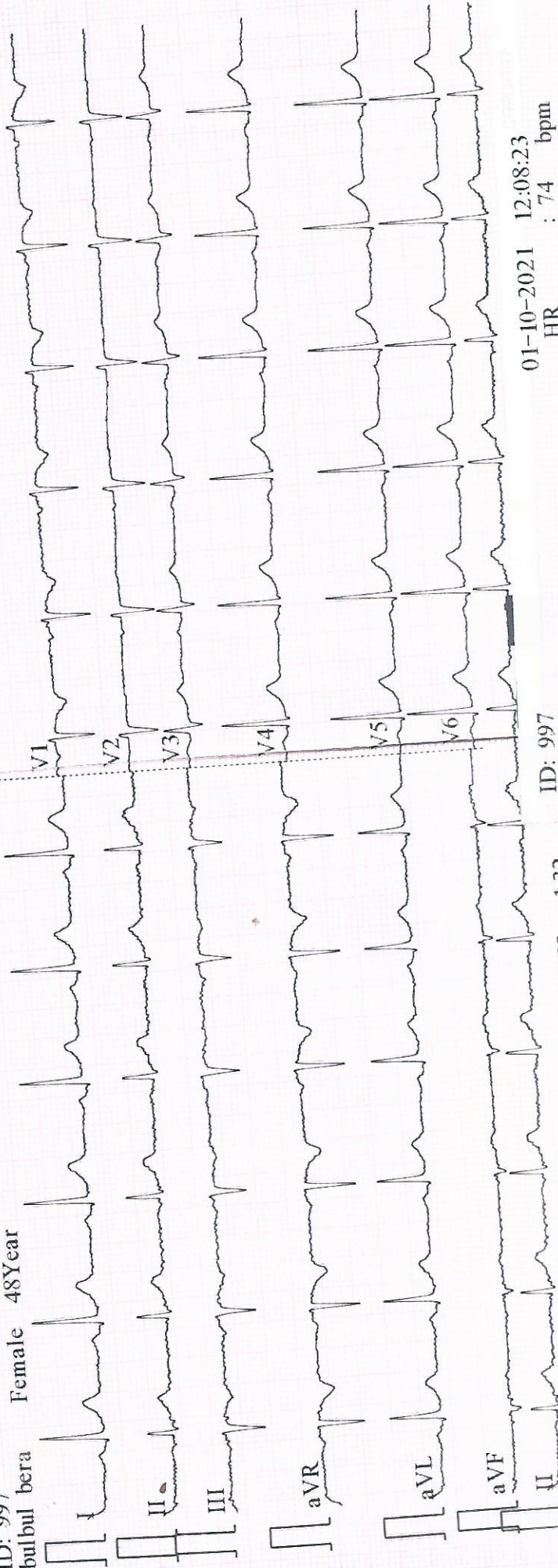
আমার আধার, আমার পরিচয়

**Pa.jho Treat Diagnostic Centre  
& Poly Clinic**  
75 Dum Dum Road, Kol-700074  
Phone No. - (033) 2580 3641



01-10-2021 12:08:23

ID: 997  
bulbul bera Female 48Year



01-10-2021 12:08:23  
 HR : 74 bpm  
 P : 111 ms  
 PR : 161 ms  
 QRS : 79 ms  
 QT/QTc : 353/393 ms  
 P/QRS/T : -5/-9/12  
 RV5/SV1 : 1.130/0.700 mV

ID: 997  
 bulbul bera  
 Female 48Year

0.67~25Hz 25mm/s 10mm/mV 2\*5s+1r ♥75 1.32

Diagnosis Information:  
 Sinus Rhythm  
 \*\*\*Normal ECG\*\*\*

DR. Uday Shankar Das  
 MBBS (Hons.), MD (Med),  
 DM (Cardio), DM (Geriatric)  
 Reg. No. - 64309 (WBMG)



# Patho Treat

DIAGNOSTIC CENTRE & POLYCLINIC

TEST REPORT

Regd. Off : 75, Dum Dum Road, Kolkata - 700 074  
Phone No.: 82403 48836, (Infront of Motijheel College of Commerce)

Bul bul bera . (48 (F))

all reports are normal  
she is physically fit &  
no abnormalities  
found.

Dr. Debasish Banerjee  
M.B.B.S., MD (Medicine)  
Reg. No.- 42951



# Patho Treat

DIAGNOSTIC CENTRE & POLYCLINIC

TEST REPORT

Regd. Off : 75, Dum Dum Road, Kolkata - 700 074

Phone No.: 82403 48836, (Infront of Motijheel College of Commerce) DATE OF RECEIPT: 01.10.2021

ID NO: B/10/03

PT.NAME= MRS BULBUL BERA

SEX: F AGE: 48 YRS

DATE OF REPORT: 01.10.2021

Reference By: BANK OF BARODA

## REPORT ON THE EXAMINATION OF STOOL

### Physical Examination

Colour : Brownish

Consistency : Semi Liquid

Blood : Not Found

Mucus : Present

Parasite : Not Found

### Chemical Examination

Reaction : Acidic

Occult Blood : Acidic

PH : \*\*

Reducing Substance : \*\*

### Microscopical Examination

Vegetable Cell : Present Few .

Starch : Not Found .

Epithelial Cell : Not Found .

Pus Cells : 1-2/ H.P.F .

R . B . C : Not Found .

Helminthic Ova : Not Found .

Protozoal Cysts : Not Found .

Trophozoite : Not Found .

Larva : Not Found .

Fat Droplets : Not Found .

Macrophage Cells : Not Found .

Crystal : Not Found .

Micro Organisms : ( + ) .

Others : Not Found .

DR.SUMANA MAJUMDAR  
M.B.B.S.,MD(PATHOLOGIST)



# Patho Treat

DIAGNOSTIC CENTRE & POLYCLINIC

TEST REPORT

Regd. Off : 75, Dum Dum Road, Kolkata - 700 074  
Phone No.: 82403 48836, (Infront of Motijheel College of Commerce)

ID NO: B/10/03  
PT.NAME= MRS BULBUL BERA  
SEX: F AGE: 48 YRS

DATE OF RECEIPT: 01.10.2021


DATE OF REPORT: 01.10.2021

Reference By: BANK OF BARODA

<u>TEST</u>	<u>RESULT</u>	<u>VALUE RANGE</u>
COTININE TEST	NEGATIVE	(<200 ng / ml )

*METHOD : - Qualitative Immunochromatographic Assay*

*SAMPLE : - URINE*

  
DR.SUMANA MAJUMDAR  
M.B.B.S.,MD  
(PATHOLOGIST)



# Patho Treat

DIAGNOSTIC CENTRE & POLYCLINIC

TEST REPORT

Regd. Off : 75, Dum Dum Road, Kolkata - 700 074  
Phone No.: 82403 48836, (Infront of Motijheel College of Commerce)

ID NO: B/10/03  
PT.NAME= MRS BULBUL BERA  
SEX: F AGE: 48 YRS

DATE OF RECEIPT: 01.10.2021

DATE OF REPORT: 01.10.2021

Reference By: BANK OF BARODA

## REPORT ON EXAMINATION OF BLOOD

<u>INVESTIGATION</u>	<u>RESULT &amp; UNIT</u>
GLYCOSYLATED HB% (HBA1C)	6.14%

### REFERENCE RANGE : -

Below 6.0 % ----- Normal Value  
6.0 % - 7.0 % ----- Good Control  
7.0 % - 8.0 % ----- Fair Control  
8.0 % - 10.0 % ----- Unsatisfactory Control  
Above 10.0 % ----- Poor Control

  
DR.SUMANA MAJUMDAR



# Patho Treat

DIAGNOSTIC CENTRE & POLYCLINIC

TEST REPORT

Regd. Off : 75, Dum Dum Road, Kolkata - 700 074  
Phone No.: 82403 48836, (Infront of Motijheel College of Commerce)

ID NO: B/10/03  
PT.NAME= MRS BULBUL BERA  
SEX: F AGE: 48 YRS

DATE OF RECEIPT: 01.10.2021

DATE OF REPORT: 01.10.2021

Reference By: BANK OF BARODA

<u>INVESTIGATION</u>	<u>RESULT / UNIT</u>	<u>REFERENCE VALUE</u>
TOTAL TRI-iodothyronin (T3)	130ng/dl	( 60 – 181 )
TOTAL THYROXINE (T4)	7.7ng/dl	( 4.5 – 10.9 )
THYROID STIMULATING HORMONE	3.8 nl/ml	( 0.35 – 5.5 )

DR.SUMANA MAJUMDAR  
M.B.B.S.,MD  
(PATHOLOGIST)





# Patho Treat

DIAGNOSTIC CENTRE & POLYCLINIC

TEST REPORT

Regd. Off : 75, Dum Dum Road, Kolkata - 700 074  
Phone No.: 82403 48836, (Infront of Motijheel College of Commerce)

ID NO: B/10/03  
PT.NAME= MRS BULBUL BERA  
SEX: F AGE: 48 YRS

DATE OF RECEIPT: 01.10.2021

DATE OF REPORT: 01.10.2021

Reference By: BANK OF BARODA

## HEMATOLOGY

<u>TEST</u>		<u>RESULT</u>
"ABO" GROUPING	:	" B "
Rh (D) FACTOR	:	POSITIVE

DR.SUMANA MAJUMDAR  
M.B.B.S.,MD  
(PATHOLOGIST)



# Patho Treat

DIAGNOSTIC CENTRE & POLYCLINIC

TEST REPORT

Regd. Off : 75, Dum Dum Road, Kolkata - 700 074  
Phone No.: (033) 2560 3641 / 3642, (033) 6526 0026, (Infront of Motijheel College of Commerce)

DATE OF RECEIPT: 01.10.2021

ID NO: B/10/03  
PT.NAME= MRS BULBUL BERA  
SEX: F AGE: 48 YRS

DATE OF REPORT: 01.10.2021

Reference By: BANK OF BARODA

## REPORT ON THE BIO - CHEMICAL EXAMINATION

<u>TEST</u>	<u>RESULT</u>	<u>UNIT</u>	<u>NORMAL VALUE</u>
BILIRUBIN TOTAL	0.62	mg/dL	(Upto 1.00)
Bilirubin Conjugated	0.14	mg/dL	(Upto 0.25)
Bilirubin Unconjugated	0.48	mg/dL	(Upto 0.75)
SGOT/AST	31.00	U/L	(Male : 10 -35 Female : 10 - 31)
SGPT/ALT	38.00	U/L	(9.00 - 43.00)
TOTAL PROTEIN	7.50	g/dL	(6.00 - 8.50)
ALBUMIN	4.10	gm/dL	(3.5 - 5.2)
GLOBULIN :	3.40	gm/dL	(2.3 - 3.6)
A G Ratio :	1.2:1		
GAMA GT (G.G.T)	34.5	IU/L	(7.00 - 52.00)
ALKALINE PHOSPHATSE	98.0	IU/L	<i>Upto 5Yrs. F: 48-406, M: 75-389 5-10 Yrs.F: 96-332, M: 93-362 11- 15 Yrs. F: 52-162, M:74-390 16- 19 Yrs.F: 47-119, M:52-171 Adult - F: 35-141, M: 40-129</i>
AST/ALT RATIO	1.2:1		

DR.SUMANA MAJUMDAR  
M.B.B.S.,MD (PATHOLOGIST)



# Patho Treat

DIAGNOSTIC CENTRE & POLYCLINIC

TEST REPORT

Regd. Off : 75, Dum Dum Road, Kolkata - 700 074

Phone No.: (033) 2560 3641 / 3642, (033) 6526 0026, (Infront of Motijheel College of Commerce)

DATE OF RECEIPT: 01.10.2021

ID NO: B/10/03

PT.NAME= MRS BULBUL BERA

SEX: F AGE: 48 YRS

DATE OF REPORT: 01.10.2021

Reference By: BANK OF BARODA

TEST	RESULT & UNIT	NORMAL RANGE
HAEMOGLOBIN (Cyanmethmaglobin Method)	12.19 gm %	Male :- ( 13 - 18 ) Female :- ( 11.5 - 16.5 )
Total R.B.C	3.94 Million / cmm	3.5 - 6.5 Million / cmm
Total W.B.C	6400 / cmm	( 4000 - 11000 ) / cmm
Platelets Count	2.13 lac / cmm	( 1.5 - 4.0 ) lac / cmm

### Differential Count W.B.C

TEST	RESULT & UNIT	NORMAL RANGE
Neutrophils	67%	( 40 - 80 ) %
Lymphocytes	30%	( 20 - 40 ) %
Eosinophils	02 %	( 2 - 10 ) %
Monocytes	01 %	( 1 - 6 ) %
Basophils	00 %	( 0 - 2 ) %

### Haemogram

TEST	RESULT & UNIT	NORMAL RANGE
PCV	37.5%	( 38 - 54 ) %
MCV	86.5 Um <sup>3</sup>	( 77 - 93 ) Um <sup>3</sup>
MCH	31 g %	( 26 - 32 ) g %
MCHC	30.5 %	( 27 - 35 ) %

Morphology of RBC : Normocytic, Normochromic.

ESR(Westergern Method): 1<sup>st</sup> Hour-22/mm ( MALE : 0 -14 FEMALE : 0-20 )

DR. SUMANA MAJUMDAR  
M.B.B.S. MD  
(PATHOLOGIST)



# Patho Treat

DIAGNOSTIC CENTRE & POLYCLINIC

TEST REPORT

Regd. Off : 75, Dum Dum Road, Kolkata - 700 074  
Phone No.: (033) 2560 3641 / 3642, (033) 6526 0026, (Infront of Motijheel College of Commerce)

DATE OF RECEIPT: 01.10.2021

DATE OF REPORT: 01.10.2021

ID NO: B/10/03  
PT.NAME= MRS BULBUL BERA  
SEX: F AGE: 48 YRS

Reference By: BANK OF BARODA

## PHYSICAL EXAMINATION

Quantity 50 ml  
Colour watery  
Appearance clear  
Sediment Nil  
Sp. Gravity 1.015

## CHEMICAL EXAMINATION

Reaction Acidic  
Albumin Nil  
Proteins Nil  
Sugar Nil  
Acetone Negative  
Bile Salt Negative  
Bile Pigment Negative  
Phosphates Nil  
Chyle -----  
Occult Blood Negative  
Urobilinogen -----  
Bence-Jones -----

## MICROSCOPIC EXAMINATION

Unorganised Examination  
Crystals Not Found  
Organised Constituents Not Found

CASTS  
Cellular (Pus Cell) Not Found  
Hyaline Not Found  
Granular Not Found  
Fatty Not Found  
Others Not Found

CELLS  
Epithelial Cells (3 - 4 / HPF)  
Pus Cells (0 - 1 / HPF)  
R.B.C. Not Found  
Others Nil  
Bacteria Not Found

DR. SUMANA MAJUMDAR  
M.B.B.S., MD  
(PATHOLOGIST)



# Patho Treat

DIAGNOSTIC CENTRE & POLYCLINIC

TEST REPORT

Regd. Off : 75, Dum Dum Road, Kolkata - 700 074  
Phone No.: (033) 2560 3641 / 3642, (033) 6526 0026, (Infront of Motijheel College of Commerce)

DATE OF RECEIPT: 01.10.2021


ID NO: B/10/03  
PT.NAME= MRS BULBUL BERA  
SEX: F AGE: 48 YRS

DATE OF REPORT: 01.10.2021

Reference By: BANK OF BARODA

## REPORT ON THE BIO - CHEMICAL EXAMINATION

<u>TEST</u>	<u>RESULT</u>	<u>UNIT</u>	<u>NORMAL VALUE</u>
SUGAR ( F )	91	mg / dl	( 70 - 110 )
SUGAR ( PP )	150	mg / dl	( 110 - 140 )
CREATININE	0.75	mg /dL	( 0.70 - 1.20 )
URIC - ACID	5.3	mg/dL	( Male -3.4 - 7.0 Female - 2.4 - 5.7 )
BUN	12.2	mg/dL	( 5 - 23 )
BUN/CREATININE	16.2/1		

  
DR.SUMANA MAJUMDAR  
M.B.B.S., MD  
(PATHOLOGIST)



# Patho Treat

DIAGNOSTIC CENTRE & POLYCLINIC

TEST REPORT

Regd. Off : 75, Dum Dum Road, Kolkata - 700 074

Phone No.: (033) 2560 3641 / 3642, (033) 6526 0026, (Infront of Motijheel College of Commerce)

ID NO: B/10/03

PT.NAME= MRS BULBUL BERA

SEX: F AGE: 48 YRS

DATE OF RECEIPT: 01.10.2021

DATE OF REPORT: 01.10.2021

Reference By: BANK OF BARODA

## REPORT ON THE BIO – CHEMICAL EXAMINATION

<u>TEST</u>	<u>RESULT</u>	<u>UNIT</u>	<u>NORMAL VALUE</u>
TRIGLYCERIDES	185.00	mg / dL	( 65.00 – 170.00 )
HDL - CHOLESTEROL	30.00	mg / dL	( 30 . 00 – 55 . 00 )
LDL - CHOLESTEROL ( By Enzymatic Method at 370C )	71.00	mg / dL	( Upto 150.00 )
VLDL	37.0	mg / dL	( 16 . 00 - 40 . 00 )
CHOLESTEROL - TOTAL	138.00	mg / dL	(150 . 00 – 250 . 00 )
LDL/HDL	2.3:1		
CHOLESTEROL TOTAL/HDL	4.6:1		

DR.SUMANA MAJUMDAR  
M.B.B.S., MD (PATHOLOGIST)



# Patho Treat

DIAGNOSTIC CENTRE & POLYCLINIC

TEST REPORT

Regd. Off : 75, Dum Dum Road, Kolkata - 700 074  
Phone No.: 82403 48836, (Infront of Motijheel College of Commerce)

DATE OF RECEIPT: 01.10.2021

DATE OF REPORT: 01.10.2021

ID NO: B/10/03  
PT.NAME= MRS BULBUL BERA  
SEX: F AGE: 48 YRS

Reference By: BANK OF BARODA

## DIGITAL X-RAY CHEST PA VIEW

- Prominent broncho vascular marking is seen in bilateral lung fields.
- Domes of diaphragms are smooth and regular.
- Costophrenic angles are clear.
- Cardiac shadow is normal.
- Mediastinum is central.
- Both hila are normal in position and density.
- Bony thorax shows no abnormality.

## IMPRESSION

Prominent broncho vascular marking is seen in bilateral lung fields

DR. VIMLESH JI VIMAL  
M.B.B.S., MD,  
DMRD (Radiologist)