

HR : 78  
 PR : 166  
 QRS : 104  
 QT/QTc : 341/389  
 QTd/QTc : 65/78  
 QT/QTc : 0.72/0.80  
 QTd/QTc : 0.82/0.84

Sinus rhythm  
 Left Atrial Enlargement  
 ST depression  
 Dr. Nishu P. Vaidya  
 MD, PGDCC  
 Associate Consultant-Cardiology  
 Associated Hospital  
 LIC/Confirmed report 24/9/20



# Heart & General Clinic

iCure Heart & Diet Clinic, 402, Epsilon tower, opp Pasha bhai park, Race course, Vadodara

## :: PERSONAL HEALTH REPORT ::

Name:- Sanjay Kumar Singh	DATE 24/09/22
	SR. NO. SEX. Male AGE 44/years HEIGHT 161cm WEIGHT 77k.g.

### HISTORY

Present History : No  
 Past Illness History : No Diabetes/Hypertension/Tuberculosis/Asthma/Epilepsy  
 Past Occupational History : No  
 Family History : Mother - HT  
 Personal History : No  
 Addiction : No Tobacco/Gutkha/Smoking/Alcohol

### GENERAL EXAMINATION

T.P.R. : B.P. : 120/80 mm Hg :

Pallor/Icterus/Cyanosis/Varicosity/Lymph Nodes/Thyroid/Oedema/NVE/Other :

### SYSTEMIC EXAMINATION

R.S. : Normal  
 C.V.S : Normal  
 C.N.S : Normal  
 A.S. : Normal  
 Musculo-skelet System : Normal

E.N.T. Ex.	Normal	ACUITY OF VISION		RT EYE 0.75	LT EYE 0.75
		Without Glass	DISTANT	6/6	6/6
Dental Ex.	Normal	Without Glass	Near	6/6	6/6
		With Glass	DISTANT	6/6	6/6
Skin Ex.	Normal	With Glass	Near	6/6	6/6
		Psychic Ex.	Normal	COLOUR BLINDNESS	
		Normal			

REMARK

ADVICE

The Worker is FIT/UNFIT for the assigned job.



Dr. Krish P. Vaidya  
 MD, PGDCC  
 Associate Consultant-Cardiology  
 Reg.No. G-50510

DR. KRISH VAIDYA

MD G-50510, CIH



भारत सरकार  
GOVERNMENT OF INDIA



संजय कुमार मिश्र  
Sanjay Kumar Singh

जन्म वर्ष / Year of Birth : 1978  
पुरुष / Male



5362 3778 1530

आधार – आम आदमी का अधिकार

*[Handwritten signature]*



भारतीय विशिष्ट पहचान प्राधिकरण  
UNIQUE IDENTIFICATION AUTHORITY OF INDIA

पता: S/O: रंग बहादुर मिश्र, 9वीं/ए, 3  
स्ट्रीट, दुर्गा मंदिर के पास, बड़ा महादेवा  
कॉलोनी पीरनगर, गाजीपुर, गाजीपुर,  
उत्तर प्रदेश, 233001

Address: S/O Rang Bahadur  
Singh, 9v/A, 3 street, durga  
mandir ke pass, bada mahadeva  
colony pirnagar, Ghazipur,  
Ghazipur, Uttar Pradesh, 233001



1947  
1800 180 1947



help@uidai.gov.in



www.uidai.gov.in




PO Box No: 1947  
Bengaluru 560 054





नाम संजयकुमार सिंह  
Name SANJAY KUMAR SINGH  
कर्मचारी कूट क्र.  
E.C. No. 127394



  
जारीकर्ता प्राधिकारी  
Issuing Authority

  
धारक के हस्ताक्षर  
Signature of Holder





  
**Heart & General Clinic**

iCure Heart & Diet Clinic, 402, Epsilon tower, opp Pasha bhai park, Race course, Vadodara

NAME : Mr Sanjay Singh	AGE: 44 Y/M	DATE 24/09/2022
------------------------	-------------	-----------------

**ULTRASOUND WHOLE ABDOMEN**

(Screening Only)

**Liver** is normal in size and shows normal parenchymal reflectivity. No focal lesion is seen. Hepatic veins appear normal. There is no evidence of any dilated intra hepatic biliary radicals.

**Portal Vein** appears normal in diameter. **Common Bile Duct** is of normal diameter.

**Gallbladder** is distended with normal wall thickness. There is no evidence of gallstones. No evidence of peri-cholecystic fluid or probe tenderness.

**Pancreas** is normal in size and shows homogenous reflectivity. There is no evidence of any calcification or ductal dilatation.

**Spleen** is normal size and shows a homogenous echotexture. There is no evidence of any focal lesion.

**Both Kidneys** are normal in position and size. They show normal cortical reflectivity and cortico-medullary distinction. Right kidney measures 91x46mm. Left kidney measures 84x42mm. There is no evidence of renal calculi, hydronephrosis or mass seen.

**Bladder** is well distended and shows normal wall thickness. No evidence of intra-luminal mass or calculi.

**Prostate** gland is normal in size. It has smooth outlines and normal reflectivity. There is no evidence of ascites.

No evidence of any gross bowel mass seen.

No evidence of any aorto-caval or mesenteric root lymphadenopathy.

Appendix cannot be imaged. No mass or collection in right iliac fossa.

**CONCLUSION:** No sonographic abnormality is seen.



**DR. MEHUL PRAJAPATI  
CONSULTANT RADIOLOGIST**



## 2D Echocardiography & Color Doppler Report

iCure Hear care, 402, Epsilon tower, opp Pasha bhai park, Race course, Vadodara

**Patient Name:** Mr Sanjay Kumar Singh

**Date:** 24 / 09 / 2022

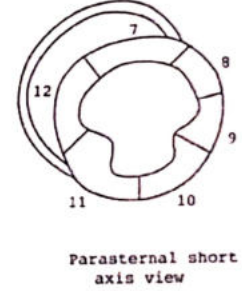
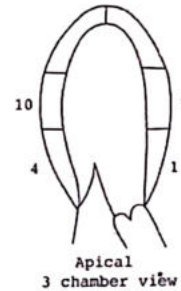
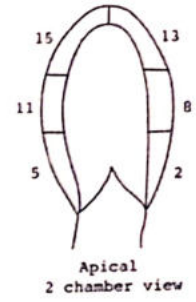
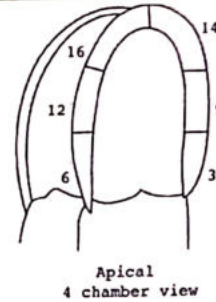
**Age, Gender:** male - 44 Years

### M. Mode Study:

<b>LA</b>	<b>31</b>	<b>IVS</b>	<b>10</b>	<b>PWD</b>	<b>09</b>
<b>AO</b>	<b>29</b>	<b>LVDs</b>	<b>34</b>	<b>LVDD</b>	<b>49</b>

### Doppler Study:

<b>Mitral Valve</b>	<b>E: 0.55 A: 0.49</b>
<b>Aortic Valve</b>	<b>Normal</b>
<b>Tricuspid Valve</b>	<b>Normal</b>
<b>Pulmonary Valve</b>	<b>Normal</b>



### Conclusion:

- **Normal LV Systolic function**
- **LVEF: 62 % ,No RWMA**
- **Cardiac Chambers: Normal**
- **Diastolic function: No LVDD**
- **TR: No PAH: No , RVSP: 15 mmhg**
- **No Ms , No MR**
- **No AR , No AS**
- **ASD/VSD/PDA/Co-A : No**
- **No Clots or vegetations found**
- **IVC: Normal**



**Dr. Krish P. Vaidya**  
 MD, PGCC  
 Associate Consultant-Cardiology  
 Reg.No.G-50510

**Dr. Krish P Vaidya**  
 Consultant Cardiologist, Diabetologist  
 & General Physician

**Note:**

Normal 2D echo report does not rule out cardiac diseases  
 this report shall not be used for Medico legal purposes,  
 Clinical Correlation advisable.





# BARODA DIAGNOSTIC LABORATORY


Name : SANJAYKUMAR SINGH  
Ref By : ICURE HEART & DIET CLINIC

Age/Sex : 44 Yrs./M  
Date : 24/09/2022  
Report ID. : 12

## EXAMINATION OF URINE

TEST	RESULT	UNIT
Sample	: FASTING	
<b>PHYSICAL EXAMINATION</b>		
Quantity	: 20	mL
Colour	: COLOURLESS	
Transparency	: CLEAR	
Specific Gravity	: 1.003	
Reaction	: ACIDIC	
Deposits	: ABSENT	
<b>CHEMICAL EXAMINATION</b>		
Albumin	: NIL	
Sugar	: NIL	
Acetone	: ABSENT	
Bile Salts	: ABSENT	
Bile Pigments	: ABSENT	
Urobilinogen	: NORMAL : ~ < 1.0 mg/dL	
Occult Blood	: ABSENT	
Nitrate	: ABSENT	
<b>MICROSCOPIC EXAMINATION</b>		
Pus Cells	: 0-1 / hpf	
RBC	: NIL	
Epithelial Cells	: NIL	
Crysisis	: NIL	
Amorphous Phosphate	: NIL	
Cast	: NIL	

END OF REPORT



Dr. Nehal Tiwari  
(MD)  
Consultant Pathologist  
(Reg. No. G-54530)



Dr. Priya Kripiani  
(MD)  
Consultant Pathologist  
(Reg. No. G-46004)

302, Trivia Complex, Natubhai Circle, Race Course, Vadodara. ☎ +91 8866009950 / 7405009950 ✉ bdi95950@gmail.com

Laboratory results serve as an aid to diagnosis & should be interpreted in relation to clinical findings. Please refer back to laboratory in case of any discrepancy.



# BARODA DIAGNOSTIC LABORATORY

Name : SANJAYKUMAR SINGH  
Ref By : ICURE HEART & DIET CLINIC

Age/Sex : 44 Yrs./M  
Date : 24/09/2022  
Report ID. : 12

## HAEMOGRAM PROFILE

<u>TEST</u>	<u>RESULT</u>
Blood Group	: 'O'
Rh Factor (Anti D.)	: ' <u>NEGATIVE</u> '

## BIOCHEMISTRY

### FASTING (FBS)

Blood Glucose : 112.0 mg/dL 70 - 110 mg/dL

### POST-PRANDIAL

Blood Glucose : 118.0 mg/dL 80 - 140 mg/dL

*Done By Fully Auto Analyzer MIURA, A-1004*

END OF REPORT



Dr. Naini Tiwari  
(MD)  
Consultant Pathologist  
(Reg. No. G-54530)




Dr. Priya Kripiani  
(MD)  
Consultant Pathologist  
(Reg. No. G-46004)

302, Trivia Complex, Natubhai Circle, Race Course, Vadodara. ☎ +91 8866009950 / 7405009950 ✉ bdl95950@gmail.com

Laboratory results serve as an aid to diagnosis & should be interpreted in relation to clinical findings. Please refer back to laboratory in case of any discrepancy



  
**Heart & General Clinic**

iCure Heart& Diet Clinic, 402, Epsil on tower, opp Pasha bhai park, Race course, Vadodara



Sunny K. Machhi  
+91 87585 30074  
+91 83205 61551  
sunnydigitalxray@yahoo.com

<b>NAME</b>	SANJAY SINGH	<b>AGE/SEX</b>	/MALE
<b>REF BY</b>	I cure heart & diet clinic	<b>DATE</b>	24/09/22

**X-RAY CHEST PA VIEW (PORTABLE)**  
**FINDING**

BOTH LUNGS FIELDS ARE NORMAL .

REMAINING LUNG FIELDS ARE NORMAL.

BOTH COSTOPHRENIC RECESS ARE CLEAR.

CARDIAC SIZE WITHIN NORMAL LIMITS.

MEDIASTINUM AND BONY THORACIC CAGE REVEAL NO ABNORMALITY.

**IMPRESSION :NORMAL LUNGS HEART AND MEDIASTUINUM..**

**DR.HIMANI VIRAPARA**  
**Regn. No: G.28771**  
**M.D. [Radiodiagnosis]**  
**(CONSULTANT RADIOLOGIST)**





# BARODA DIAGNOSTIC LABORATORY

302, Trivia Complex, Natubhai Circle, Race Course, Vadodara. ☎ +91 8866009950 / 7405009950 ✉ bdl95950@gmail.com



Patient's name : Sanjaykumar Singh  
Age/Sex : 44 Years/Male  
Referred by : C/o. I Cure Heart & Diet Clinic  
Sample From : LAB  
UHID :  
Reg. ID : icure-50-19  
Accession : 20904  
Reg. Date : 24/09/2022  
Collection Time : 24/09/2022 14:16

## COMPLETE BLOOD COUNT

Sample Type: EDTA

Test Name	Result	Units	Biological Reference Interval
<b><u>Blood Counts</u></b>			
Haemoglobin :	<u>11.8</u>	Gms%	13.5 - 18.0
Total R.B.C. :	5.66	mill/c.mm	4.7 - 6.0
Total W. B. C. :	4550	/cu mm	4000 - 10500
Platelet Count :	<u>91000</u>	/cu.mm	1,50,000 - 4,50,000
<b><u>Differential Count</u></b>			
Neutrophils :	60	%	40 - 70
Lymphocytes :	35	%	20 - 40
Eosinophils :	02	%	1 - 4
Monocytes :	03	%	2 - 6
Basophils :	00	%	0 - 01
<b><u>Blood Indices</u></b>			
P. C. V :	<u>33.9</u>	%	42 - 52
M. C. V. :	<u>59.9</u>	fl	78 - 100
M.C.H :	<u>20.8</u>	pg	27 - 31
M. C. H. C :	34.8	%	32 - 36
R.D.W :	<u>19.3</u>	%	11.5 - 14.0

Platelets : Platelets are mildly reduced on smear, Macroplatelets(+).

### E.S.R. ( Westergren Method )

After one hour : 16 mm 1 - 7



Page 1 of 9

Page 1 of 2





# BARODA DIAGNOSTIC LABORATORY

302, Trivia Complex, Natubhai Circle, Race Course, Vadodara. ☎ +91 8866009950 / 7405009950 ✉ bdl95950@gmail.com



Patient's name : Sanjaykumar Singh  
Age/Sex : 44 Years/Male  
Referred by : C/o. I Cure Heart & Diet Clinic  
Sample From : LAB  
UHID :

Reg. ID : icure-50-19  
Accession : 20904  
Reg. Date : 24/09/2022  
Collection Time : 24/09/2022 14:16

LAB

LAB USE ONLY (Entered by :OP1 Enter Date/Time:24/09/2022 17:40:00) (Verify by :OP1 Verify Date/Time:24/09/2022 17:41:00)



Page 2 of 9

Page 2 of 2



Scanned with OKEN Scanner





# BARODA DIAGNOSTIC LABORATORY

302, Trivia Complex, Natubhai Circle, Race Course, Vadodara. ☎ +91 8866009950 / 7405009950 ✉ bdi95950@gmail.com



\* 2 0 9 0 4 \*

Patient's name	: Sanjaykumar Singh	Reg. ID	: icure-50-19
Age/Sex	: 44 Years/Male	Accession	: 20904
Referred by	: C/o. I Cure Heart & Diet Clinic	Reg. Date	: 24/09/2022
Sample From	: LAB	Collection Time	: 24/09/2022 14:16
UHID	:		

## HIV HBsAg

<u>Test</u>	<u>Result</u>	<u>Normal Range</u>
Test for HIV 1 Antibodies :	Non reactive	Non reactive
Test for HIV 2 Antibodies :	Non reactive	Non reactive
HBsAg : (Hepatitis B surface Antigen)	Negative	Negative

Note: The above tests are done as a screening procedure.  
: If clinically suspected, confirmation by ELISA is recommended.  
: Rarely false negativity/positivity may occur.



LAB

LAB USE ONLY (Entered by :OP1 Enter Date/Time:24/09/2022 17:43:00) (Verify by :OP1 Verify Date/Time:24/09/2022 17:43:00)





# BARODA DIAGNOSTIC LABORATORY

302, Trivia Complex, Natubhai Circle, Race Course, Vadodara. ☎ +91 8866009950 / 7405009950 ✉ bdl95950@gmail.com



\* 2 0 9 0 4 \*

Patient's name	: Sanjaykumar Singh	Reg. ID	: icure-50-19
Age/Sex	: 44 Years/Male	Accession	: 20904
Referred by	: C/o. I Cure Heart & Diet Clinic	Reg. Date	: 24/09/2022
Sample From	: LAB	Collection Time	: 24/09/2022 14:16
UHID	:		

## THYROID FUNCTION

Sample Type: Serum

Test Name	Result	Units	Biological Reference Interval
TOTAL T3 :	1.325	ng/ml	0.84 - 2.0
TOTAL T4 :	<u>4.970</u>	ug/dl	5.1 - 14.0
TSH :	1.127	mIU/L	0.25 - 5.0

Method : CLIA



LAB  
LAB USE ONLY (Entered by :OP1 Enter Date/Time:24/09/2022 17:43:00) (Verify by :OP1 Verify Date/Time:24/09/2022 17:43:00)





# BARODA DIAGNOSTIC LABORATORY

302, Trivia Complex, Natubhai Circle, Race Course, Vadodara. ☎ +91 8866009950 / 7405009950 ✉ bdl95950@gmail.com



\* 2 0 9 0 4 \*

Patient's name	: Sanjaykumar Singh	Reg. ID	: icure-50-19
Age/Sex	: 44 Years/Male	Accession	: 20904
Referred by	: C/o. I Cure Heart & Diet Clinic	Reg. Date	: 24/09/2022
Sample From	: LAB	Collection Time	: 24/09/2022 14:16
UHID	:		

## PSA

Sample Type: Serum

Test Name	Result	Units	Biological Reference Interval
PSA :	0.84	ng/ml	0 - 4.5

### Interpretation guide :

: PSA is a Glycoprotein found in prostate acinar cells,  
Ref. range <4.5 ng/ml. increased with age < 6.5 ng/ml, if more than 70yrs.

### \* Use:

-Monitor response to therapy of ca. prostate.  
-PSA of >100 ng/ml predicts bone metastasis with 73% positive predictive value.

### \* Increased in ->

-Prostate cancer.  
-Prostatitis.  
-Prostatic ischemia (Sometime too high level).  
-Prostate massage.  
-Needle biopsy/TUR.  
-Indwelling catheter.  
-Vigorous bicycle exercise.  
-Radiation therapy.

Method : Electrochemiluminescence Immunoassay "ECLIA"



Page 5 of 9

LAB

LAB USE ONLY (Entered by :OP1 Enter Date/Time:24/09/2022 17:43:00) (Verify by :OP1 Verify Date/Time:24/09/2022 17:43:00)







# BARODA DIAGNOSTIC LABORATORY

302, Trivia Complex, Natubhai Circle, Race Course, Vadodara. ☎ +91 8866009950 / 7405009950 ✉ bdl95950@gmail.com



Patient's name : Sanjaykumar Singh  
Age/Sex : 44 Years/Male  
Referred by : C/o. I Cure Heart & Diet Clinic  
Sample From : LAB  
UHID :

Reg. ID : icure-50-19  
Accession : 20904  
Reg. Date : 24/09/2022  
Collection Time : 24/09/2022 14:16

## RENAL FUNCTION TEST

Test Name	Result	Units	Biological Reference Interval
Urea :	18	mg/dl	10 - 50
Bun (Calculated) :	8.4	mg/dl	0 - 18
Creatinine :	0.91	mg/dl	0.4 - 1.5
Uricacid :	<u>7.50</u>	mg/dl	3.4 - 7.0

Done on Fully automated biochemistry analyser - COBAS C 111



LAB  
LAB USE ONLY (Entered by :OP1 Enter Date/Time:24/09/2022 17:43:00) (Verify by :OP1 Verify Date/Time:24/09/2022 17:43:00)





# BARODA DIAGNOSTIC LABORATORY

302, Trivia Complex, Natubhai Circle, Race Course, Vadodara. ☎ +91 8866009950 / 7405009950 ✉ bdl95950@gmail.com



Patient's name : Sanjaykumar Singh  
Age/Sex : 44 Years/Male  
Referred by : C/o. I Cure Heart & Diet Clinic  
Sample From : LAB  
UHID :

Reg. ID : icure-50-19  
Accession : 20904  
Reg. Date : 24/09/2022  
Collection Time : 24/09/2022 14:16

## LIVER FUNCTION TEST

Sample Type: Serum

Test Name	Result	Units	Biological Reference Interval
S.G.P.T (ALT) :	<b>44</b>	U/L	0 - 40
S.G.O.T (AST) :	36	U/L	0 - 37
ALK.PHOSPHATASE :	69	U/L	40 - 130
G.G.T :	23.05	U/L	8 - 78
<b><u>Bilirubin</u></b>			
Total :	0.90	mg/dl	0.2 - 1.0
Direct :	0.40	mg/dl	0 - 0.6
Indirect :	0.5	mg/dl	0 - 0.5
<b><u>Serum Proteins</u></b>			
Total Protein :	<b>6.30</b>	gms/dl	6.4 - 8.3
Albumin :	<b>3.70</b>	gms/dl	3.8 - 4.4
Globulins :	2.60	gms/dl	2.3 - 3.5
A/G Ratio :	1.42		0.9 - 2.9

Done on Fully automated biochemistry analyser - COBAS C 111



Page 7 of 9

LAB  
LAB USE ONLY (Entered by :OP1 Enter Date/Time:24/09/2022 17:43:00) (Verify by :OP1 Verify Date/Time:24/09/2022 17:43:00)





# BARODA DIAGNOSTIC LABORATORY

302, Trivia Complex, Natubhai Circle, Race Course, Vadodara. ☎ +91 8866009950 / 7405009950 ✉ bdi95950@gmail.com



Patient's name : Sanjaykumar Singh  
Age/Sex : 44 Years/Male  
Referred by : C/o. I Cure Heart & Diet Clinic  
Sample From : LAB  
UHID :  
Reg. ID : icure-50-19  
Accession : 20904  
Reg. Date : 24/09/2022  
Collection Time : 24/09/2022 14:16

## HbA1C REPORT

Sample Type: EDTA

Test Name	Result	Units	Biological Reference Interval
HbA1C :	5.10	%	Excellent control: 4.2-6.2 Good Control : 6.3-7.2 Fair Control : 7.3-8.2 Poor Control : >8.3
Mean Blood Glucose levels : of last 03months	100.0	mg/dl	

### NOTE

\*As per the new 2009 update of American Diabetes Association regarding HbA1C & Mean Blood Glucose relationship.

This test is used to monitor diabetic patients compliance with the therapeutic regimen and long term blood glucose control. It's level is proportional to both the average blood glucose concentration and the life span of the red blood cells (RBC) in circulation. HbA1c values are free of day to day glucose fluctuations and are unaffected by exercise or recent food intake.



LAB  
LAB USE ONLY (Entered by :OP1 Enter Date/Time:24/09/2022 17:44:00) (Verify by :OP1 Verify Date/Time:24/09/2022 17:44:00)







# BARODA DIAGNOSTIC LABORATORY

302, Trivia Complex, Natubhai Circle, Race Course, Vadodara. ☎ +91 8866009950 / 7405009950 ✉ bd195950@gmail.com



Patient's name : Sanjaykumar Singh  
Age/Sex : 44 Years/Male  
Referred by : C/o. I Cure Heart & Diet Clinic  
Sample From : LAB  
UHID :  
Reg. ID : icure-50-19  
Accession : 20904  
Reg. Date : 24/09/2022  
Collection Time : 24/09/2022 14:16

## LIPID PROFILE

Sample Type: Serum

Test Name	Result	Units	Biological Reference Interval
Cholesterol :	135	mg/dl	0 - 200
Triglyceride :	105	mg/dL	0 - 150
HDL - Cholesterol :	39	mg/dL	35 - 65
LDL - Cholesterol :	75.0	mg/dL	0 - 130
VLDL - Cholesterol :	21.0	mg/dL	0 - 30
Total Cholesterol/HDL Ratio :	3.46		1 - 6
LDL / HDL Cholesterol Ratio :	1.92		0 - 3.5

Done on Fully automated biochemistry analyser - COBAS C 111



LAB  
LAB USE ONLY (Entered by :OP1 Enter Date/Time:24/09/2022 17:45:00) (Verify by :OP1 Verify Date/Time:24/09/2022 17:45:00)