

# INDRA DIAGNOSTIC CENTRE

Add: 24/22, Vrindawan Bhawan ,Karachi Khana, Kanpur

Ph: 9235432757,

CIN : U85110DL2003LC308206



|              |                               |               |                        |
|--------------|-------------------------------|---------------|------------------------|
| Patient Name | : Mr.ADITY KUMAR -PKG10000238 | Registered On | : 09/Aug/2021 12:53:51 |
| Age/Gender   | : 30 Y 4 M 6 D /M             | Collected     | : 09/Aug/2021 13:15:33 |
| UHID/MR NO   | : IKNP.0000013870             | Received      | : 09/Aug/2021 13:15:57 |
| Visit ID     | : IKNP0039482122              | Reported      | : 09/Aug/2021 17:43:59 |
| Ref Doctor   | : Dr.MediWheel Knp            | Status        | : Final Report         |

## DEPARTMENT OF HAEMATOLOGY

### MEDIWHEEL BANK OF BARODA MALE & FEMALE BELOW 40 YRS

| Test Name  | Result       | Unit           | Bio. Ref. Interval | Method               |
|--|--------------|----------------|--------------------|----------------------|
| <b>Blood Group (ABO &amp; Rh typing) * , Blood</b> |              |                |                    |                      |
| Blood Group  | O            |                |                    |                      |
| Rh ( Anti-D)                                       | POSITIVE     |                |                    |                      |
| <b>COMPLETE BLOOD COUNT (CBC) * , Blood</b>        |              |                |                    |                      |
| Haemoglobin  | 16.00        | g/dl           | 13.5-17.5          | PHOTOMETRIC          |
| TLC (WBC)  | 8,400.00     | /Cu mm         | 4000-10000         | ELECTRONIC IMPEDANCE |
| <b>DLC</b>   |              |                |                    |                      |
| Polymorphs (Neutrophils )                          | <b>48.00</b> | %              | 55-70              | ELECTRONIC IMPEDANCE |
| Lymphocytes  | <b>24.00</b> | %              | 25-40              | ELECTRONIC IMPEDANCE |
| Monocytes  | <b>6.00</b>  | %              | 3-5                | ELECTRONIC IMPEDANCE |
| Eosinophils  | <b>22.00</b> | %              | 1-6                | ELECTRONIC IMPEDANCE |
| Basophils  | 0.00         | %              | < 1                | ELECTRONIC IMPEDANCE |
| <b>ESR</b>   |              |                |                    |                      |
| Observed   | 4.00         | Mm for 1st hr. |                    |                      |
| Corrected  | 2.00         | Mm for 1st hr. | < 9                |                      |
| PCV (HCT)  | 46.00        | cc %           | 40-54              |                      |
| <b>Platelet count</b>                              |              |                |                    |                      |
| Platelet Count                                     | 2.23         | LACS/cu mm     | 1.5-4.0            | ELECTRONIC IMPEDANCE |
| PDW (Platelet Distribution width)                  | 16.60        | fL             | 9-17               | ELECTRONIC IMPEDANCE |
| P-LCR (Platelet Large Cell Ratio)                  | 36.80        | %              | 35-60              | ELECTRONIC IMPEDANCE |
| PCT (Platelet Hematocrit)                          | 0.26         | %              | 0.108-0.282        | ELECTRONIC IMPEDANCE |
| MPV (Mean Platelet Volume)                         | 11.50        | fL             | 6.5-12.0           | ELECTRONIC IMPEDANCE |
| <b>RBC Count</b>                                   |              |                |                    |                      |
| RBC Count  | 4.75         | Mill./cu mm    | 4.2-5.5            | ELECTRONIC IMPEDANCE |

# INDRA DIAGNOSTIC CENTRE

Add: 24/22, Vrindawan Bhawan ,Karachi Khana,Kanpur

Ph: 9235432757,

CIN : U85110DL2003LC308206



|              |                               |               |                        |
|--------------|-------------------------------|---------------|------------------------|
| Patient Name | : Mr.ADITY KUMAR -PKG10000238 | Registered On | : 09/Aug/2021 12:53:51 |
| Age/Gender   | : 30 Y 4 M 6 D /M             | Collected     | : 09/Aug/2021 13:15:33 |
| UHID/MR NO   | : IKNP.0000013870             | Received      | : 09/Aug/2021 13:15:57 |
| Visit ID     | : IKNP0039482122              | Reported      | : 09/Aug/2021 17:43:59 |
| Ref Doctor   | : Dr.MediWheel Knp            | Status        | : Final Report         |

## DEPARTMENT OF HAEMATOLOGY

### MEDIWHEEL BANK OF BARODA MALE & FEMALE BELOW 40 YRS

| Test Name                             | Result          | Unit   | Bio. Ref. Interval | Method                  |
|---------------------------------------|-----------------|--------|--------------------|-------------------------|
| <b>Blood Indices (MCV, MCH, MCHC)</b> |                 |        |                    |                         |
| MCV                                   | 97.40           | fl     | 80-100             | CALCULATED<br>PARAMETER |
| MCH                                   | 33.70           | pg     | 28-35              | CALCULATED<br>PARAMETER |
| MCHC                                  | 34.60           | %      | 30-38              | CALCULATED<br>PARAMETER |
| RDW-CV                                | 12.50           | %      | 11-16              | ELECTRONIC<br>IMPEDANCE |
| RDW-SD                                | 43.70           | fL     | 35-60              | ELECTRONIC<br>IMPEDANCE |
| Absolute Neutrophils Count            | 4,032.00        | /cu mm | 3000-7000          |                         |
| Absolute Eosinophils Count (AEC)      | <b>1,848.00</b> | /cu mm | 40-440             |                         |



Dr. Seema Nagar(MD Path)

# INDRA DIAGNOSTIC CENTRE

Add: 24/22, Vrindawan Bhawan ,Karachi Khana, Kanpur

Ph: 9235432757,

CIN : U85110DL2003LC308206



|              |                               |               |                        |
|--------------|-------------------------------|---------------|------------------------|
| Patient Name | : Mr.ADITY KUMAR -PKG10000238 | Registered On | : 09/Aug/2021 12:53:52 |
| Age/Gender   | : 30 Y 4 M 6 D /M             | Collected     | : 09/Aug/2021 13:15:32 |
| UHID/MR NO   | : IKNP.0000013870             | Received      | : 09/Aug/2021 13:15:57 |
| Visit ID     | : IKNP0039482122              | Reported      | : 09/Aug/2021 14:11:27 |
| Ref Doctor   | : Dr.MediWheel Knp            | Status        | : Final Report         |

## DEPARTMENT OF BIOCHEMISTRY

### MEDIWHEEL BANK OF BARODA MALE & FEMALE BELOW 40 YRS

| Test Name | Result | Unit | Bio. Ref. Interval | Method |
|-----------|--------|------|--------------------|--------|
|-----------|--------|------|--------------------|--------|

|   |       |       |  |         |
|---|-------|-------|--|---------|
| <b>Glucose Fasting</b><br><i>Sample: Plasma</i> | 90.40 | mg/dl | < 100 Normal<br>100-125 Pre-diabetes<br>≥ 126 Diabetes | GOD POD |
|---|-------|-------|--|---------|

#### Interpretation:

- Kindly correlate clinically with intake of hypoglycemic agents, drug dosage variations and other drug interactions.
- A negative test result only shows that the person does not have diabetes at the time of testing. It does not mean that the person will never get diabetics in future, which is why an Annual Health Check up is essential.
- I.G.T = Impaired Glucose Tolerance.

|   |        |       |  |         |
|---|--------|-------|--|---------|
| <b>Glucose PP</b><br><i>Sample: Plasma After Meal</i> | 115.00 | mg/dl | <140 Normal<br>140-199 Pre-diabetes<br>>200 Diabetes | GOD POD |
|---|--------|-------|--|---------|

#### Interpretation:

- Kindly correlate clinically with intake of hypoglycemic agents, drug dosage variations and other drug interactions.
- A negative test result only shows that the person does not have diabetes at the time of testing. It does not mean that the person will never get diabetics in future, which is why an Annual Health Check up is essential.
- I.G.T = Impaired Glucose Tolerance.

#### GLYCOSYLATED HAEMOGLOBIN (HBA1C) \* , EDTA BLOOD

|                                   |       |               |             |
|-----------------------------------|-------|---------------|-------------|
| Glycosylated Haemoglobin (HbA1c)  | 5.00  | % NGSP        | HPLC (NGSP) |
| Glycosylated Haemoglobin (Hb-A1c) | 31.00 | mmol/mol/IFCC |             |
| Estimated Average Glucose (eAG)   | 100   | mg/dl         |             |

#### Interpretation:

##### NOTE:-

- eAG is directly related to A1c.
- An A1c of 7% -the goal for most people with diabetes-is the equivalent of an eAG of 154 mg/dl.
- eAG may help facilitate a better understanding of actual daily control helping you and your health care provider to make necessary changes to your diet and physical activity to improve overall diabetes management.

The following ranges may be used for interpretation of results. However, factors such as duration of diabetes, adherence to therapy and the age of the patient should also be considered in assessing the degree of blood glucose control.

# INDRA DIAGNOSTIC CENTRE

Add: 24/22, Vrindawan Bhawan ,Karachi Khana, Kanpur  
Ph: 9235432757,  
CIN : U85110DL2003LC308206



|              |                               |               |                        |
|--------------|-------------------------------|---------------|------------------------|
| Patient Name | : Mr.ADITY KUMAR -PKG10000238 | Registered On | : 09/Aug/2021 12:53:52 |
| Age/Gender   | : 30 Y 4 M 6 D /M             | Collected     | : 09/Aug/2021 13:15:32 |
| UHID/MR NO   | : IKNP.0000013870             | Received      | : 09/Aug/2021 13:15:57 |
| Visit ID     | : IKNP0039482122              | Reported      | : 09/Aug/2021 14:11:27 |
| Ref Doctor   | : Dr.MediWheel Knp            | Status        | : Final Report         |

## DEPARTMENT OF BIOCHEMISTRY

### MEDIWHEEL BANK OF BARODA MALE & FEMALE BELOW 40 YRS

| Test Name | Result | Unit | Bio. Ref. Interval | Method |
|-----------|--------|------|--------------------|--------|
|-----------|--------|------|--------------------|--------|

| Haemoglobin A1C (%)NGSP | mmol/mol / IFCC Unit | eAG (mg/dl) | Degree of Glucose Control Unit |
|-------------------------|----------------------|-------------|--------------------------------|
| > 8                     | >63.9                | >183        | Action Suggested*              |
| 7-8                     | 53.0 -63.9           | 154-183     | Fair Control                   |
| < 7                     | <63.9                | <154        | Goal**                         |
| 6-7                     | 42.1 -63.9           | 126-154     | Near-normal glycemia           |
| < 6%                    | <42.1                | <126        | Non-diabetic level             |

\*High risk of developing long term complications such as Retinopathy, Nephropathy, Neuropathy, Cardiopathy, etc.

\*\*Some danger of hypoglycemic reaction in Type 1 diabetics. Some glucose intolerant individuals and "subclinical" diabetics may demonstrate HbA1C levels in this area.

N.B. : Test carried out on Automated G8 90 SL TOSOH HPLC Analyser.

#### Clinical Implications:

\*Values are frequently increased in persons with poorly controlled or newly diagnosed diabetes.

\*With optimal control, the HbA 1c moves toward normal levels.

\*A diabetic patient who recently comes under good control may still show higher concentrations of glycosylated hemoglobin. This level declines gradually over several months as nearly normal glycosylated \*Increases in glycosylated hemoglobin occur in the following non-diabetic conditions: a. Iron-deficiency anemia b. Splenectomy  
c. Alcohol toxicity d. Lead toxicity

\*Decreases in A 1c occur in the following non-diabetic conditions: a. Hemolytic anemia b. chronic blood loss

\*Pregnancy d. chronic renal failure. Interfering Factors:

\*Presence of Hb F and H causes falsely elevated values. 2. Presence of Hb S, C, E, D, G, and Lepore (autosomal recessive mutation resulting in a hemoglobinopathy) causes falsely decreased values.

BUN (Blood Urea Nitrogen) \* 15.30 mg/dL 7.0-23.0 CALCULATED

# INDRA DIAGNOSTIC CENTRE

Add: 24/22, Vrindawan Bhawan ,Karachi Khana, Kanpur  
Ph: 9235432757,  
CIN : U85110DL2003LC308206



|              |                               |               |                        |
|--------------|-------------------------------|---------------|------------------------|
| Patient Name | : Mr.ADITY KUMAR -PKG10000238 | Registered On | : 09/Aug/2021 12:53:52 |
| Age/Gender   | : 30 Y 4 M 6 D /M             | Collected     | : 09/Aug/2021 13:15:32 |
| UHID/MR NO   | : IKNP.0000013870             | Received      | : 09/Aug/2021 13:15:57 |
| Visit ID     | : IKNP0039482122              | Reported      | : 09/Aug/2021 14:11:27 |
| Ref Doctor   | : Dr.MediWheel Knp            | Status        | : Final Report         |

## DEPARTMENT OF BIOCHEMISTRY

### MEDIWHEEL BANK OF BARODA MALE & FEMALE BELOW 40 YRS

| Test Name | Result | Unit | Bio. Ref. Interval | Method |
|-----------|--------|------|--------------------|--------|
|-----------|--------|------|--------------------|--------|

Sample: Serum

**Creatinine** 0.89 mg/dl 0.7-1.3 MODIFIED JAFFES

Sample: Serum

**e-GFR (Estimated Glomerular Filtration Rate)** 100.40 ml/min/1.73m<sup>2</sup> - 90-120 Normal  
- 60-89 Near Normal CALCULATED

Sample: Serum

**Uric Acid** 5.89 mg/dl 3.4-7.0 URICASE

Sample: Serum

#### L.F.T.(WITH GAMMA GT) \* , Serum

|   |              |       |            |                   |
|---|--------------|-------|------------|-------------------|
| SGOT / Aspartate Aminotransferase (AST) | <b>42.30</b> | U/L   | < 35       | IFCC WITHOUT P5P  |
| SGPT / Alanine Aminotransferase (ALT)   | <b>67.60</b> | U/L   | < 40       | IFCC WITHOUT P5P  |
| Gamma GT (GGT)                          | <b>72.10</b> | IU/L  | 11-50      | OPTIMIZED SZAZING |
| Protein                                 | 7.44         | gm/dl | 6.2-8.0    | BIRUET            |
| Albumin                                 | 4.67         | gm/dl | 3.8-5.4    | B.C.G.            |
| Globulin                                | 2.77         | gm/dl | 1.8-3.6    | CALCULATED        |
| A:G Ratio                               | 1.69         |       | 1.1-2.0    | CALCULATED        |
| Alkaline Phosphatase (Total)            | 89.20        | U/L   | 42.0-165.0 | IFCC METHOD       |
| Bilirubin (Total)                       | <b>1.21</b>  | mg/dl | 0.3-1.2    | JENDRASSIK & GROF |
| Bilirubin (Direct)                      | <b>0.52</b>  | mg/dl | < 0.30     | JENDRASSIK & GROF |
| Bilirubin (Indirect)                    | 0.69         | mg/dl | < 0.8      | JENDRASSIK & GROF |

#### LIPID PROFILE (MINI) \* , Serum

|                                    |                        |                |   |                       |
|------------------------------------|------------------------|----------------|---|-----------------------|
| Cholesterol (Total)                | 190.00                 | mg/dl          | <200 Desirable<br>200-239 Borderline High<br>> 240 High   | CHOD-PAP              |
| HDL Cholesterol (Good Cholesterol) | 37.66                  | mg/dl          | 30-70   | DIRECT ENZYMATIC      |
| LDL Cholesterol (Bad Cholesterol)  | 113                    | mg/dl          | < 100 Optimal<br>100-129 Nr.<br>Optimal/Above Optimal<br>130-159 Borderline High<br>160-189 High<br>> 190 Very High | CALCULATED            |
| VLDL<br>Triglycerides              | <b>39.02</b><br>195.10 | mg/dl<br>mg/dl | 10-33<br>< 150 Normal<br>150-199 Borderline High<br>200-499 High<br>>500 Very High                                  | CALCULATED<br>GPO-PAP |



Dr. Seema Nagar(MD Path)

# INDRA DIAGNOSTIC CENTRE

Add: 24/22, Vrindawan Bhawan ,Karachi Khana, Kanpur

Ph: 9235432757,

CIN : U85110DL2003LC308206



|              |                               |               |                        |
|--------------|-------------------------------|---------------|------------------------|
| Patient Name | : Mr.ADITY KUMAR -PKG10000238 | Registered On | : 09/Aug/2021 12:53:51 |
| Age/Gender   | : 30 Y 4 M 6 D /M             | Collected     | : 09/Aug/2021 14:11:56 |
| UHID/MR NO   | : IKNP.0000013870             | Received      | : 11/Aug/2021 17:15:03 |
| Visit ID     | : IKNP0039482122              | Reported      | : 11/Aug/2021 17:47:01 |
| Ref Doctor   | : Dr.MediWheel Knp            | Status        | : Final Report         |

## DEPARTMENT OF CLINICAL PATHOLOGY

### MEDIWHEEL BANK OF BARODA MALE & FEMALE BELOW 40 YRS

| Test Name | Result | Unit | Bio. Ref. Interval | Method |
|-----------|--------|------|--------------------|--------|
|-----------|--------|------|--------------------|--------|

#### URINE EXAMINATION, ROUTINE \* , Urine

|                                 |                |      |  |                         |
|---------------------------------|----------------|------|--|-------------------------|
| Color                           | LIGHT YELLOW   |      |  |                         |
| Specific Gravity                | 1.000          |      |  |                         |
| Reaction PH                     | Acidic ( 5.0 ) |      |  | DIPSTICK                |
| Protein                         | ABSENT         | mg % | < 10 Absent<br>10-40 (+)<br>40-200 (++)<br>200-500 (+++)<br>> 500 (++++) | DIPSTICK                |
| Sugar                           | ABSENT         | gms% | < 0.5 (+)<br>0.5-1.0 (++)<br>1-2 (+++)<br>> 2 (++++)                     | DIPSTICK                |
| Ketone                          | ABSENT         |      |  | DIPSTICK                |
| Bile Salts                      | ABSENT         |      |  |                         |
| Bile Pigments                   | ABSENT         |      |  |                         |
| Urobilinogen(1:20 dilution)     | ABSENT         |      |  |                         |
| <b>Microscopic Examination:</b> |                |      |  |                         |
| Epithelial cells                | 1-2/h.p.f      |      |  | MICROSCOPIC EXAMINATION |
| Pus cells                       | 1-2/h.p.f      |      |  | MICROSCOPIC EXAMINATION |
| RBCs                            | ABSENT         |      |  | MICROSCOPIC EXAMINATION |
| Cast                            | ABSENT         |      |  |                         |
| Crystals                        | ABSENT         |      |  | MICROSCOPIC EXAMINATION |
| Others                          | ABSENT         |      |  |                         |



Dr. Seema Nagar(MD Path)

# INDRA DIAGNOSTIC CENTRE

Add: 24/22, Vrindawan Bhawan ,Karachi Khana, Kanpur  
Ph: 9235432757,  
CIN : U85110DL2003LC308206



|              |                              |               |                        |
|--------------|------------------------------|---------------|------------------------|
| Patient Name | : Mr.ADITY KUMAR -PKG1000238 | Registered On | : 09/Aug/2021 12:53:51 |
| Age/Gender   | : 30 Y 4 M 6 D /M            | Collected     | : 11/Aug/2021 19:40:11 |
| UHID/MR NO   | : IKNP.0000013870            | Received      | : 12/Aug/2021 11:07:23 |
| Visit ID     | : IKNP0039482122             | Reported      | : 12/Aug/2021 12:18:44 |
| Ref Doctor   | : Dr.MediWheel Knp           | Status        | : Final Report         |

## DEPARTMENT OF CLINICAL PATHOLOGY


### MEDIWHEEL BANK OF BARODA MALE & FEMALE BELOW 40 YRS

| Test Name | Result | Unit | Bio. Ref. Interval | Method |
|-----------|--------|------|--------------------|--------|
|-----------|--------|------|--------------------|--------|

#### STOOL, ROUTINE EXAMINATION \*\* , Stool

|               |                |
|---------------|----------------|
| Color         | BROWNISH       |
| Consistency   | SEMI SOLID     |
| Reaction (PH) | Acidic ( 6.5 ) |
| Mucus         | ABSENT         |
| Blood         | ABSENT         |
| Worm          | ABSENT         |
| Pus cells     | ABSENT         |
| RBCs          | ABSENT         |
| Ova           | ABSENT         |
| Cysts         | ABSENT         |
| Others        | ABSENT         |



  
Dr. Anupam Singh  
M.B.B.S, M.D. (Pathology)

# INDRA DIAGNOSTIC CENTRE

Add: 24/22, Vrindawan Bhawan ,Karachi Khana,Kanpur

Ph: 9235432757,

CIN : U85110DL2003LC308206



|              |                               |               |                        |
|--------------|-------------------------------|---------------|------------------------|
| Patient Name | : Mr.ADITY KUMAR -PKG10000238 | Registered On | : 09/Aug/2021 12:53:52 |
| Age/Gender   | : 30 Y 4 M 6 D /M             | Collected     | : 09/Aug/2021 13:15:33 |
| UHID/MR NO   | : IKNP.0000013870             | Received      | : 10/Aug/2021 11:16:41 |
| Visit ID     | : IKNP0039482122              | Reported      | : 10/Aug/2021 13:02:22 |
| Ref Doctor   | : Dr.MediWheel Knp            | Status        | : Final Report         |

## DEPARTMENT OF CLINICAL PATHOLOGY

### MEDIWHEEL BANK OF BARODA MALE & FEMALE BELOW 40 YRS

| Test Name | Result | Unit | Bio. Ref. Interval | Method |
|-----------|--------|------|--------------------|--------|
|-----------|--------|------|--------------------|--------|

#### SUGAR, FASTING STAGE \*\* , Urine

|                      |        |      |
|----------------------|--------|------|
| Sugar, Fasting stage | ABSENT | gms% |
|----------------------|--------|------|

#### Interpretation:

(+) < 0.5  
(++) 0.5-1.0  
(+++) 1-2  
(++++) > 2


#### SUGAR, PP STAGE \*\* , Urine

|                 |        |
|-----------------|--------|
| Sugar, PP Stage | ABSENT |
|-----------------|--------|

#### Interpretation:

(+) < 0.5 gms%  
(++) 0.5-1.0 gms%  
(+++) 1-2 gms%  
(++++) > 2 gms%



  
Dr. Anupam Singh  
M.B.B.S,M.D.(Pathology)



# INDRA DIAGNOSTIC CENTRE

Add: 24/22, Vrindawan Bhawan ,Karachi Khana, Kanpur  
Ph: 9235432757,  
CIN : U85110DL2003LC308206



|              |                               |               |                        |
|--------------|-------------------------------|---------------|------------------------|
| Patient Name | : Mr.ADITY KUMAR -PKG10000238 | Registered On | : 09/Aug/2021 12:53:52 |
| Age/Gender   | : 30 Y 4 M 6 D /M             | Collected     | : 09/Aug/2021 13:15:32 |
| UHID/MR NO   | : IKNP.0000013870             | Received      | : 10/Aug/2021 08:52:53 |
| Visit ID     | : IKNP0039482122              | Reported      | : 10/Aug/2021 10:29:54 |
| Ref Doctor   | : Dr.MediWheel Knp            | Status        | : Final Report         |

## DEPARTMENT OF IMMUNOLOGY

### MEDIWHEEL BANK OF BARODA MALE & FEMALE BELOW 40 YRS

| Test Name | Result | Unit | Bio. Ref. Interval | Method |
|-----------|--------|------|--------------------|--------|
|-----------|--------|------|--------------------|--------|

#### THYROID PROFILE - TOTAL \*\* , Serum


|                                   |        |        |             |      |
|-----------------------------------|--------|--------|-------------|------|
| T3, Total (tri-iodothyronine)     | 123.48 | ng/dl  | 84.61–201.7 | CLIA |
| T4, Total (Thyroxine)             | 9.21   | ug/dl  | 3.2-12.6    | CLIA |
| TSH (Thyroid Stimulating Hormone) | 3.28   | μIU/mL | 0.27 - 5.5  | CLIA |

#### Interpretation:

|          |        |                        |
|----------|--------|------------------------|
| 0.3-4.5  | μIU/mL | First Trimester        |
| 0.4-4.2  | μIU/mL | Adults 21-54 Years     |
| 0.5-4.6  | μIU/mL | Second Trimester       |
| 0.5-8.9  | μIU/mL | Adults 55-87 Years     |
| 0.7-64   | μIU/mL | Child(21 wk - 20 Yrs.) |
| 0.7-27   | μIU/mL | Premature 28-36 Week   |
| 0.8-5.2  | μIU/mL | Third Trimester        |
| 1-39     | μIU/mL | Child 0-4 Days         |
| 1.7-9.1  | μIU/mL | Child 2-20 Week        |
| 2.3-13.2 | μIU/mL | Cord Blood > 37Week    |

- 1) Patients having low T3 and T4 levels but high TSH levels suffer from primary hypothyroidism, cretinism, juvenile myxedema or autoimmune disorders.
- 2) Patients having high T3 and T4 levels but low TSH levels suffer from Grave's disease, toxic adenoma or sub-acute thyroiditis.
- 3) Patients having either low or normal T3 and T4 levels but low TSH values suffer from iodine deficiency or secondary hypothyroidism.
- 4) Patients having high T3 and T4 levels but normal TSH levels may suffer from toxic multinodular goiter. This condition is mostly a symptomatic and may cause transient hyperthyroidism but no persistent symptoms.
- 5) Patients with high or normal T3 and T4 levels and low or normal TSH levels suffer either from T3 toxicosis or T4 toxicosis respectively.
- 6) In patients with non thyroidal illness abnormal test results are not necessarily indicative of thyroidism but may be due to adaptation to the catabolic state and may revert to normal when the patient recovers.
- 7) There are many drugs for eg. Glucocorticoids, Dopamine, Lithium, Iodides, Oral radiographic dyes, etc. which may affect the thyroid function tests.
- 8) Generally when total T3 and total T4 results are indecisive then Free T3 and Free T4 tests are recommended for further confirmation along with TSH levels.



  
Dr. Anupam Singh  
M.B.B.S, M.D. (Pathology)

# INDRA DIAGNOSTIC CENTRE

Add: 24/22, Vrindawan Bhawan ,Karachi Khana, Kanpur  
Ph: 9235432757,  
CIN : U85110DL2003LC308206



|              |                               |               |                        |
|--------------|-------------------------------|---------------|------------------------|
| Patient Name | : Mr.ADITY KUMAR -PKG10000238 | Registered On | : 09/Aug/2021 12:53:52 |
| Age/Gender   | : 30 Y 4 M 6 D /M             | Collected     | : N/A                  |
| UHID/MR NO   | : IKNP.0000013870             | Received      | : N/A                  |
| Visit ID     | : IKNP0039482122              | Reported      | : 09/Aug/2021 17:13:11 |
| Ref Doctor   | : Dr.MediWheel Knp            | Status        | : Final Report         |

## DEPARTMENT OF X-RAY

### MEDIWHEEL BANK OF BARODA MALE & FEMALE BELOW 40 YRS

#### X-RAY DIGITAL CHEST PA \*

(500 mA COMPUTERISED UNIT SPOT FILM DEVICE)

#### DIGITAL CHEST P-A VIEW

- Soft tissue shadow appears normal.
- Bony cage is normal.
- Diaphragmatic shadows are normal on both sides.
- Costo-phrenic angles are bilaterally clear.
- Trachea is central in position.
- Cardiac size & contours are normal.
- Hilar shadows are normal.
- Pulmonary vascularity & distribution are normal.
- Pulmonary parenchyma did not reveal any significant lesion.

#### IMPRESSION : N O R M A L S K I A G R A M

\*\*\* End Of Report \*\*\*

(\* ) Test not done under NABL accredited Scope, (\*\* ) Test Performed at Chandan Speciality Lab.

Result/s to Follow:

ECG / EKG, ULTRASOUND WHOLE ABDOMEN (UPPER & LOWER)



  
Dr. Raveesh Chandra Roy (MD-Radio)

This report is not for medico legal purpose. If clinical correlation is not established, kindly repeat the test at no additional cost within seven days.

Facilities: Pathology, Bedside Sample Collection, Health Check-ups, Digital X-Ray, ECG (Bedside also), Allergy Testing, Test And Health Check-ups, Ultrasonography, Sonomammography, Bone Mineral Density (BMD), Doppler Studies, 2D Echo, CT Scan, MRI, Blood Bank, TMT, EEG, PFT, OPG, Endoscopy, Digital Mammography, Electromyography (EMG), Nerve Conduction Velocity (NCV), Audiometry, Brainstem Evoked Response Audiometry (BERA), Colonoscopy, Ambulance Services, Online Booking Facilities for Diagnostics, Online Report Viewing \*  
365 Days Open \*Facilities Available at Select Location