

Patient Name	: Mr. Chandan Reddy K A	Age	: 25Yrs 8Mths 7Days
UHID	: CKOR.0000258476	OP Visit No.	: CKOROPV426488
Printed On	: 26-09-2024 06:29 AM	Advised/Pres Doctor	: --
Department	: Cardiology	Qualification	: --
Referred By	: Self	Registration No.	: --
Employer Id	: 9920144559		

DEPARTMENT OF CARDIOLOGY

Observation :-

1. Normal Sinus Rhythm.
2. Heart rate is 61 beats per minutes.
3. No pathological Q wave or ST-T changes seen.
4. Normal P,Q R S,T waves and axis.
5. No evidence of chamber, hypertrophy or enlargement seen.

Impression:

NORMAL RESTING ECG.

NOTE:KINDLY TAKE A PHOTOCOPY OF THE GRAPH FOR FUTURE REFERENCE IF NEEDED

---End Of The Report---



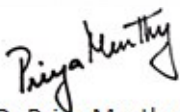
Dr.MOHAN MURALI
MBBS, DNB General Medicine, DrNB Cardiology
ANP20130001911KTK
Cardiology

Patient Name : Mr.CHANDAN REDDY KA	Collected : 26/Sep/2024 09:51AM
Age/Gender : 25 Y 8 M 6 D/M	Received : 26/Sep/2024 11:28AM
UHID/MR No : CKOR.0000258477	Reported : 26/Sep/2024 02:13PM
Visit ID : CKOROPV426495	Status : Final Report
Ref Doctor : Self	Sponsor Name : ARCOFEMI HEALTHCARE LIMITED
Emp/Auth/TPA ID : 9920144559	

DEPARTMENT OF HAEMATOLOGY

ARCOFEMI - MEDIWHEEL - PMC PACK H - PAN INDIA - FY2324

Test Name	Result	Unit	Bio. Ref. Interval	Method
HEMOGRAM , WHOLE BLOOD EDTA				
HAEMOGLOBIN	18	g/dL	13-17	Spectrophotometer
PCV	53.10	%	40-50	Electronic pulse & Calculation
RBC COUNT	5.69	Million/cu.mm	4.5-5.5	Electrical Impedance
MCV	93.3	fL	83-101	Calculated
MCH	31.6	pg	27-32	Calculated
MCHC	33.8	g/dL	31.5-34.5	Calculated
R.D.W	12.3	%	11.6-14	Calculated
TOTAL LEUCOCYTE COUNT (TLC)	6,330	cells/cu.mm	4000-10000	Electrical Impedance
DIFFERENTIAL LEUCOCYTIC COUNT (DLC)				
NEUTROPHILS	55.5	%	40-80	Electrical Impedance
LYMPHOCYTES	32.7	%	20-40	Electrical Impedance
EOSINOPHILS	4.9	%	1-6	Electrical Impedance
MONOCYTES	6.5	%	2-10	Electrical Impedance
BASOPHILS	0.4	%	<1-2	Electrical Impedance
ABSOLUTE LEUCOCYTE COUNT				
NEUTROPHILS	3513.15	Cells/cu.mm	2000-7000	Calculated
LYMPHOCYTES	2069.91	Cells/cu.mm	1000-3000	Calculated
EOSINOPHILS	310.17	Cells/cu.mm	20-500	Calculated
MONOCYTES	411.45	Cells/cu.mm	200-1000	Calculated
BASOPHILS	25.32	Cells/cu.mm	0-100	Calculated
Neutrophil lymphocyte ratio (NLR)	1.7		0.78- 3.53	Calculated
PLATELET COUNT	247000	cells/cu.mm	150000-410000	Electrical impedance
ERYTHROCYTE SEDIMENTATION RATE (ESR)	8	mm at the end of 1 hour	0-15	Modified Westegren method
PERIPHERAL SMEAR				



Dr Priya Murthy
M.B.B.S.,M.D(Pathology)
Consultant Pathologist



Patient Name : Mr.CHANDAN REDDY KA	Collected : 26/Sep/2024 09:51AM
Age/Gender : 25 Y 8 M 6 D/M	Received : 26/Sep/2024 11:28AM
UHID/MR No : CKOR.0000258477	Reported : 26/Sep/2024 02:13PM
Visit ID : CKOROPV426495	Status : Final Report
Ref Doctor : Self	Sponsor Name : ARCOFEMI HEALTHCARE LIMITED
Emp/Auth/TPA ID : 9920144559	

DEPARTMENT OF HAEMATOLOGY

ARCOFEMI - MEDIWHEEL - PMC PACK H - PAN INDIA - FY2324

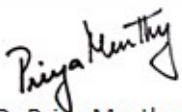
RBCs: are normocytic normochromic

WBCs: are normal in total number with normal distribution and morphology.

PLATELETS: appear adequate in number.

HEMOPARASITES: negative

IMPRESSION: NORMOCYTIC NORMOCHROMIC BLOOD PICTURE



Dr Priya Murthy
M.B.B.S.,M.D(Pathology)
Consultant Pathologist



Patient Name : Mr.CHANDAN REDDY KA	Collected : 26/Sep/2024 09:51AM
Age/Gender : 25 Y 8 M 6 D/M	Received : 26/Sep/2024 11:28AM
UHID/MR No : CKOR.0000258477	Reported : 26/Sep/2024 12:45PM
Visit ID : CKOROPV426495	Status : Final Report
Ref Doctor : Self	Sponsor Name : ARCOFEMI HEALTHCARE LIMITED
Emp/Auth/TPA ID : 9920144559	


DEPARTMENT OF HAEMATOLOGY

ARCOFEMI - MEDIWHEEL - PMC PACK H - PAN INDIA - FY2324

Test Name	Result	Unit	Bio. Ref. Interval	Method
BLOOD GROUP ABO AND RH FACTOR , WHOLE BLOOD EDTA				
BLOOD GROUP TYPE	O			Microplate Hemagglutination
Rh TYPE	Positive			Microplate Hemagglutination



Dr. Vidya Aniket Gore
M.B.B.S,M.D(Pathology)
Consultant Pathologist



Dr Priya Murthy
M.B.B.S,M.D(Pathology)
Consultant Pathologist

AND LIFESTYLE LIMITED- RRL BANGALORE



Patient Name : Mr.CHANDAN REDDY KA	Collected : 26/Sep/2024 09:51AM
Age/Gender : 25 Y 8 M 6 D/M	Received : 26/Sep/2024 11:57AM
UHID/MR No : CKOR.0000258477	Reported : 26/Sep/2024 12:18PM
Visit ID : CKOROPV426495	Status : Final Report
Ref Doctor : Self	Sponsor Name : ARCOFEMI HEALTHCARE LIMITED
Emp/Auth/TPA ID : 9920144559	

DEPARTMENT OF BIOCHEMISTRY

ARCOFEMI - MEDIWHEEL - PMC PACK H - PAN INDIA - FY2324

Test Name	Result	Unit	Bio. Ref. Interval	Method
GLUCOSE, FASTING , NAF PLASMA	85	mg/dL	70-100	HEXOKINASE

Comment:

As per American Diabetes Guidelines, 2023

Fasting Glucose Values in mg/dL	Interpretation
70-100 mg/dL	Normal
100-125 mg/dL	Prediabetes
≥126 mg/dL	Diabetes
<70 mg/dL	Hypoglycemia

Note:

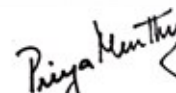
- The diagnosis of Diabetes requires a fasting plasma glucose of > or = 126 mg/dL and/or a random / 2 hr post glucose value of > or = 200 mg/dL on at least 2 occasions.
- Very high glucose levels (>450 mg/dL in adults) may result in Diabetic Ketoacidosis & is considered critical.

Test Name	Result	Unit	Bio. Ref. Interval	Method
GLUCOSE, POST PRANDIAL (PP), 2 HOURS , SODIUM FLUORIDE PLASMA (2 HR)	94	mg/dL	70-140	HEXOKINASE

Comment:

It is recommended that FBS and PPBS should be interpreted with respect to their Biological reference ranges and not with each other. Conditions which may lead to lower postprandial glucose levels as compared to fasting glucose levels may be due to reactive hypoglycemia, dietary meal content, duration or timing of sampling after food digestion and absorption, medications such as insulin preparations, sulfonylureas, amylin analogues, or conditions such as overproduction of insulin.

Test Name	Result	Unit	Bio. Ref. Interval	Method
ALANINE AMINOTRANSFERASE (ALT/SGPT) , SERUM	17	U/L	<50	IFCC

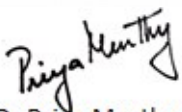

Dr Priya Murthy
M.B.B.S.,M.D(Pathology)
Consultant Pathologist



Patient Name : Mr.CHANDAN REDDY KA	Collected : 26/Sep/2024 09:51AM
Age/Gender : 25 Y 8 M 6 D/M	Received : 26/Sep/2024 11:57AM
UHID/MR No : CKOR.0000258477	Reported : 26/Sep/2024 12:18PM
Visit ID : CKOROPV426495	Status : Final Report
Ref Doctor : Self	Sponsor Name : ARCOFEMI HEALTHCARE LIMITED
Emp/Auth/TPA ID : 9920144559	

DEPARTMENT OF BIOCHEMISTRY

ARCOFEMI - MEDIWHEEL - PMC PACK H - PAN INDIA - FY2324



Dr Priya Murthy
M.B.B.S.,M.D(Pathology)
Consultant Pathologist



Patient Name : Mr.CHANDAN REDDY KA	Collected : 26/Sep/2024 09:51AM
Age/Gender : 25 Y 8 M 6 D/M	Received : 26/Sep/2024 11:57AM
UHID/MR No : CKOR.0000258477	Reported : 26/Sep/2024 01:21PM
Visit ID : CKOROPV426495	Status : Final Report
Ref Doctor : Self	Sponsor Name : ARCOFEMI HEALTHCARE LIMITED
Emp/Auth/TPA ID : 9920144559	

DEPARTMENT OF BIOCHEMISTRY

ARCOFEMI - MEDIWHEEL - PMC PACK H - PAN INDIA - FY2324


Test Name	Result	Unit	Bio. Ref. Interval	Method
BILIRUBIN, TOTAL , SERUM	1.33	mg/dL	0.3-1.2	DPD

Test Name	Result	Unit	Bio. Ref. Interval	Method
BUN/CREATININE RATIO , SERUM				
BLOOD UREA NITROGEN	9.6	mg/dL	8.0 - 23.0	Calculated
CREATININE	1.07	mg/dL	0.84 - 1.25	Modified Jaffe, Kinetic
BUN / CREATININE RATIO	8.95			Calculated

Test Name	Result	Unit	Bio. Ref. Interval	Method
CREATININE , SERUM	1.07	mg/dL	0.84 - 1.25	Modified Jaffe, Kinetic



Dr.Govinda Raju N L
MSc,PhD(Biochemistry)
Consultant Biochemistry



Dr Priya Murthy
M.B.B.S,M.D(Pathology)
Consultant Pathologist



THIS TEST HAS BEEN PERFORMED AT APOLLO HEALTH AND LIFESTYLE LIMITED- RRL BANGALORE
SIN No:KOR240902576

Apollo Health and Lifestyle Limited

(CIN - U061107C2800PH6115819)
Regd. Office: 1-10-60/62, Ashoka Raghupathi Chambers, 5th Floor, Begumpet, Hyderabad, Telangana - 500 016 |
www.apollohl.com | Email ID: enquiry@apollohl.com, Ph No: 040-4904 7777, Fax No: 4904 7744

Address:
32/100/125, Doddabangla Village, Neeladri Main Road,
Neeladri Nagar, Electronic city, Bengaluru,
Karnataka - 560034

Patient Name : Mr.CHANDAN REDDY KA	Collected : 26/Sep/2024 09:51AM
Age/Gender : 25 Y 8 M 6 D/M	Received : 26/Sep/2024 02:12PM
UHID/MR No : CKOR.0000258477	Reported : 26/Sep/2024 02:50PM
Visit ID : CKOROPV426495	Status : Final Report
Ref Doctor : Self	Sponsor Name : ARCOFEMI HEALTHCARE LIMITED
Emp/Auth/TPA ID : 9920144559	

DEPARTMENT OF CLINICAL PATHOLOGY

ARCOFEMI - MEDIWHEEL - PMC PACK H - PAN INDIA - FY2324

Test Name	Result	Unit	Bio. Ref. Interval	Method
COMPLETE URINE EXAMINATION (CUE) , URINE				
PHYSICAL EXAMINATION				
COLOUR	YELLOW		PALE YELLOW	Scattering of light
TRANSPARENCY	Clear		CLEAR	Scattering of light
pH	5.5		5-7.5	Bromothymol Blue
SP. GRAVITY	1.019		1.002-1.030	Bromothymol Blue
BIOCHEMICAL EXAMINATION				
URINE PROTEIN	NEGATIVE		NEGATIVE	PROTEIN ERROR OF INDICATOR
GLUCOSE	NORMAL		NEGATIVE	GOD-POD
URINE BILIRUBIN	NEGATIVE		NEGATIVE	Diazonium Salt
URINE KETONES (RANDOM)	NEGATIVE		NEGATIVE	Sodium nitro prusside
UROBILINOGEN	NORMAL		NORMAL (0.1-1.8mg/dl)	Diazonium salt
NITRITE	NEGATIVE		NEGATIVE	Sulfanilic acid
LEUCOCYTE ESTERASE	NEGATIVE		NEGATIVE	Diazonium salt
CENTRIFUGED SEDIMENT WET MOUNT AND MICROSCOPY				
PUS CELLS	1	/hpf	0-5	Automated Image based microscopy
EPITHELIAL CELLS	0	/hpf	< 10	Microscopy
RBC	0	/hpf	0-2	Microscopy
CASTS	NEGATIVE	/lpf	0-2 Hyaline Cast	Microscopy
CRYSTALS	NEGATIVE	/hpf	Occasional-Few	Microscopy

Comment:

All urine samples are checked for adequacy and suitability before examination. All abnormal chemical examination are rechecked and verified by manual methods.


Microscopy findings are reported as an average of 10 high power fields.

*** End Of Report ***

Page 7 of 8



Dr. Vidya Aniket Gore
M.B.B.S,M.D(Pathology)
Consultant Pathologist



Dr Priya Murthy
M.B.B.S,M.D(Pathology)
Consultant Pathologist

AND LIFSTYLE LIMITED- RRL BANGALORE



Patient Name : Mr.CHANDAN REDDY KA	Collected : 26/Sep/2024 09:51AM
Age/Gender : 25 Y 8 M 6 D/M	Received : 26/Sep/2024 02:12PM
UHID/MR No : CKOR.0000258477	Reported : 26/Sep/2024 02:50PM
Visit ID : CKOROPV426495	Status : Final Report
Ref Doctor : Self	Sponsor Name : ARCOFEMI HEALTHCARE LIMITED
Emp/Auth/TPA ID : 9920144559	


DEPARTMENT OF CLINICAL PATHOLOGY

ARCOFEMI - MEDIWHEEL - PMC PACK H - PAN INDIA - FY2324

Result/s to Follow:
PERIPHERAL SMEAR



Dr. Vidya Aniket Gore
M.B.B.S,M.D(Pathology)
Consultant Pathologist



Dr Priya Murthy
M.B.B.S,M.D(Pathology)
Consultant Pathologist



Patient Name : Mr.CHANDAN REDDY KA
Age/Gender : 25 Y 8 M 6 D/M
UHID/MR No : CKOR.0000258477
Visit ID : CKOROPV426495
Ref Doctor : Self
Emp/Auth/TPA ID : 9920144559

Collected : 26/Sep/2024 09:51AM
Received : 26/Sep/2024 02:12PM
Reported : 26/Sep/2024 02:50PM
Status : Final Report
Sponsor Name : ARCOFEMI HEALTHCARE LIMITED

TERMS AND CONDITIONS GOVERNING THIS REPORT

The reported results are for information and interpretation of the referring doctor or such other medical professionals, who understand reporting units, reference ranges and limitations of technologies.

Laboratories not be responsible for any interpretation whatsoever.

It is presumed that the tests performed are, on the specimen / sample being to the patient named or identified and the verifications of the particulars have been cleared out by the patient or his / her representative at the point of generation of said specimen.

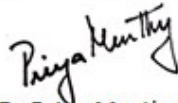
The reported results are restricted to the given specimen only. Results may vary from lab to lab and from time to time for the same parameter for the same patient.

Assays are performed in accordance with standard procedures, The reported results are dependent on individual assay methods / equipment used and quality of specimen received.

This report is not valid for medico legal purposes.



Dr. Vidya Aniket Gore
M.B.B.S,M.D(Pathology)
Consultant Pathologist



Dr Priya Murthy
M.B.B.S,M.D(Pathology)
Consultant Pathologist

AND LIFESTYLE LIMITED- RRL BANGALORE



Regd. Office: CKOR.0000258477, 5th Floor, Begumpet, Hyderabad, Telangana - 500 016 |
www.apollohl.com | Email ID: enquiry@apollohl.com, Ph No: 040-4904 7777, Fax No: 4904 7744

APOLLO CLINICS NETWORK
This test has been performed at Apollo Health & Lifestyle Ltd, RRL BANGALORE Laboratory

Address:
323/100/123, Doddathangur Village, Neeladri Main Road,
Neeladri Nagar, Electronic city, Bengaluru,
Karnataka - 560034



Telangana: Hyderabad (AS Rao Nagar | Chanda Nagar | Kondapur | Nallakunta | Nizampet | Manikonda | Uppal) | Andhra Pradesh: Vizag (Seethamma Peta) | Karnataka: Bangalore (Basavanagudi | Bellandur | Electronics City | Fraser Town | HSR Layout | Indira Nagar | JP Nagar | Kundalahalli | Koramangala | Sarjapur Road) | Mysore (VV Mohalla) | Tamilnadu: Chennai (Annanagar | Kotturpuram | Mogappair | T Nagar) | Valasaravakkam | Velachery | Maharashtra: Pune (Aundh | Nigdi Pradhikaran | Viman Nagar | Wanowrie) | Uttar Pradesh: Ghazlabad (Indrapuram) | Gujarat: Ahmedabad (Satellite) | Punjab: Amritsar (Court Road) | Haryana: Faridabad (Railway Station Road)

Patient Name	: Mr. Chandan Reddy KA	Age	: 25Yrs 8Mths 7Days
UHID	: CKOR.0000258477	OP Visit No.	: CKOROPV426495
Printed On	: 26-09-2024 07:53 AM	Advised/Pres Doctor	: --
Department	: Radiology	Qualification	: --
Referred By	: Self	Registration No.	: --
Employer Id	: 9920144559		

DEPARTMENT OF RADIOLOGY

X RAY CHEST PA

Both lungs fields appear normal.

Both hilae are normal.

Both costophrenic and cardiophrenic angles are normal.

The cardiac and mediastinal shadows appear normal.

Bones and soft tissues appear normal.

IMPRESSION : NORMAL STUDY.

---End Of The Report---



Dr.VINOD P JOSEPH
MBBS, DNB, DMRD
25487
Radiology

Your appointment is confirmed

From noreply@apolloclinics.info <noreply@apolloclinics.info>

Date Wed 25-09-2024 15:08

To network@mediwheel.in <network@mediwheel.in>

Cc Koramangala Apolloclinic <koramangala@apolloclinic.com>; Saim Qamar <saim.qamar@apolloclinic.com>; Syamsunder M <syamsunder.m@apollohl.com>



Dear Chandan Reddy KA,

Greetings from Apollo Clinics,

Your corporate health check appointment is confirmed at **KORAMANGALA clinic** on **2024-09-26** at **08:00-08:15**.

Payment Mode	
Corporate Name	ARCOFEMI HEALTHCARE LIMITED
Agreement Name	[ARCOFEMI MEDIWHEEL PMC CREDIT PAN INDIA OP AGREEMENT]
Package Name	[ARCOFEMI - MEDIWHEEL - PMC PACK H - PAN INDIA - FY2324]

"Kindly carry with you relevant documents such as HR issued authorization letter and or appointment confirmation mail and or valid government ID proof and or company ID card and or voucher as per our agreement with your company or sponsor."

Note: Video recording or taking photos inside the clinic premises or during camps is not allowed and would attract legal consequences.

Note: Also once appointment is booked, based on availability of doctors at clinics tests will happen, any pending test will happen based on doctor availability and clinics will be updating the same to customers.

Instructions to be followed for a health check:

1. Please ensure you are on complete fasting for 10-To-12-Hours prior to check.
2. During fasting time do not take any kind of alcohol, cigarettes, tobacco or any other liquids (except Water) in the morning. If any medications taken, pls inform our staff before health check.
3. Please bring all your medical prescriptions and previous health medical records with you.




ಚಂದನ್ ರೆಡ್ಡಿ ಕೆ ಎ
Chandan Reddy K A
ತುಟ್ಟ ದಿನಾಂಕ/DOB: 20/01/1999
ಲಿಂಗ/ GENDER: MALE

3223 5801 0527

VID : 9188 0555 0145 1444

ನನ್ನ ಆಧಾರ್. ನನ್ನ ಗುರುತು

Name : Mr. Chandan Reddy KA	Age : 25Y 8M 6D	UHID : CKOR.0000258477
Address : Dharmaram College Bangalore Karnataka INDIA 560029	sex : Male	
Plan : ARCOFEMI-MEDIWHEEL-PMC-CREDIT-PAN INDIA OP AGREEMENT		OP No : CKOROPV426495 Bill No : CKOR-OCR-84360 Date : Sep 26th, 2024, 9:45 AM

Sno.	Service Type/Service Name	Department	
1	ARCOFEMI - MEDIWHEEL - PMC PACK H - PAN INDIA - FY2324		
-1	COMPLETE URINE EXAMINATION	Clinical Pathology	<input type="checkbox"/>
2	BILIRUBIN, TOTAL - SERUM	Biochemistry	<input type="checkbox"/>
3	ALANINE AMINOTRANSFERASE (ALT/SGPT), SERUM	Biochemistry	<input type="checkbox"/>
4	FITNESS BY GENERAL PHYSICIAN	Consultation	<input type="checkbox"/>
✓ 5	X-RAY CHEST PA (11) ✓	X Ray Radiology	<input type="checkbox"/>
6	BLOOD GROUP ABO AND RH FACTOR	Blood Bank	<input type="checkbox"/>
✓ 7	ECG (14) ✓	Cardiology	<input type="checkbox"/>
-8	CREATININE, SERUM	Biochemistry	<input type="checkbox"/>
-9	BUN/CREATININE RATIO	Biochemistry	<input type="checkbox"/>
10	GLUCOSE, POST PRANDIAL (PP), 2 HOURS (POST MEAL)	Biochemistry	<input type="checkbox"/>
11	GLUCOSE, FASTING	Biochemistry	<input type="checkbox"/>
12	OPHTHAL BY GENERAL PHYSICIAN (R. NO - 20) ✓	Consultation	<input type="checkbox"/>
13	HEMOGRAM + PERIPHERAL SMEAR	Haematology	<input type="checkbox"/>
14	PERIPHERAL SMEAR	Haematology	<input type="checkbox"/>

① Dental R. Num (15) 1st Floor
 → 2nd floor R. Num (17) Physio II
 → 2nd floor R. Num (19) Audiologist
 (Ground Floor - 07)

Wt - 58.3 kg
 Ht - 178 cm
 Bp - 110/70 mmHg
 pulse - 64 bpm

BF - 10.20 AM
 PP - 12.20 PM

PRE-EMPLOYMENT FITNESS CERTIFICATE

COMPANY NAME: Arcofermi, Wadmal
 NAME: Chandan Reddy, KA
 AGE: 25
 SEX: Male Female

Height <u>178</u> C	Weight <u>58</u> Kgs.	Near L.E. <u>NS</u> R.E. <u>NS</u> Vision: Distant L.E. <u>6/6</u> R.E. <u>6/6</u> Color Vision: <u>normal</u>	Hearing Left Ear: <u>Normal</u> Right Ear: <u>Normal</u>
BP: <u>110/70</u>	Pulse Rate: <u>64</u> /min	Resp. Rate: <u>14</u> /min	
CVS: <u>normal</u>	RS: <u>normal</u>	Abdomen: <u>normal</u>	

Any other Findings: none

BLOOD	CBC - Hb gm%	TLC /cumm%	DLC - P E M L
	FBS gm%	BUN mg%	Creatinine mg%
URINE ROUTINE:			
X-Ray Chest :		ECG :	

I Dr. R. N. Sharma
 hereby certify that I have examined
 Mr./s/Mrs./Ms.: Chandan Reddy
 on 28-9-24 and find him/har FIT / UNFIT for employment
 Remarks if unfit:

Signature & Seal
DR. RAJENDRA N. SHARMA
 MD (General Medicine)
 PG-DIABETES/CARDIAC (PHI)
 PG-THYROID (PHI) - PHYSICIAN
 DIABETES, THYROID, SPECIALIST
 KMG : 33095 MOB : 9740199006

APOLLO MEDICAL CENTRE
 # 51, Jyothinivas College Road
 5th Block, Koramangala
 Mob No 9972044580/7338064558
 Phone No 080-25633823/24/33

Patient Name	: Mr.CHANDAN REDDY KA	Collected	: 26/Sep/2024 09:51AM
Age/Gender	: 25 Y 8 M 6 D/M	Received	: 26/Sep/2024 11:28AM
UHID/MR No	: CKOR.0000258477	Reported	: 26/Sep/2024 02:13PM
Visit ID	: CKOROPV426495	Status	: Final Report
Ref Doctor	: Self	Sponsor Name	: ARCOFEMI HEALTHCARE LIMITED
Emp/Auth/TPA ID	: 9920144559		

DEPARTMENT OF HAEMATOLOGY
ARCOFEMI - MEDIWHEEL - PMC PACK H - PAN INDIA - FY2324

Test Name	Result	Unit	Bio. Ref. Interval	Method
HEMOGRAM , WHOLE BLOOD EDTA				
HAEMOGLOBIN	18	g/dL	13-17	Spectrophotometer
PCV	53.10	%	40-50	Electronic pulse & Calculation
RBC COUNT	5.69	Million/cu.mm	4.5-5.5	Electrical Impedance
MCV	93.3	fL	83-101	Calculated
MCH	31.6	pg	27-32	Calculated
MCHC	33.8	g/dL	31.5-34.5	Calculated
R.D.W	12.3	%	11.6-14	Calculated
TOTAL LEUCOCYTE COUNT (TLC)	6,330	cells/cu.mm	4000-10000	Electrical Impedance
DIFFERENTIAL LEUCOCYTIC COUNT (DLC)				
NEUTROPHILS	55.5	%	40-80	Electrical Impedance
LYMPHOCYTES	32.7	%	20-40	Electrical Impedance
EOSINOPHILS	4.9	%	1-6	Electrical Impedance
MONOCYTES	6.5	%	2-10	Electrical Impedance
BASOPHILS	0.4	%	<1-2	Electrical Impedance
ABSOLUTE LEUCOCYTE COUNT				
NEUTROPHILS	3513.15	Cells/cu.mm	2000-7000	Calculated
LYMPHOCYTES	2069.91	Cells/cu.mm	1000-3000	Calculated
EOSINOPHILS	310.17	Cells/cu.mm	20-500	Calculated
MONOCYTES	411.45	Cells/cu.mm	200-1000	Calculated
BASOPHILS	25.32	Cells/cu.mm	0-100	Calculated
Neutrophil lymphocyte ratio (NLR)	1.7		0.78- 3.53	Calculated
PLATELET COUNT	247000	cells/cu.mm	150000-410000	Electrical impedance
ERYTHROCYTE SEDIMENTATION RATE (ESR)	8	mm at the end of 1 hour	0-15	Modified Westgren method
PERIPHERAL SMEAR				

Priya Murthy
Dr Priya Murthy
M.B.B.S,M.D(Pathology)
Consultant Pathologist



Patient Name	: Mr.CHANDAN REDDY KA	Collected	: 26/Sep/2024 09:51AM
Age/Gender	: 25 Y 8 M 6 D/M	Received	: 26/Sep/2024 11:28AM
UHID/MR No	: CKOR.0000258477	Reported	: 26/Sep/2024 02:13PM
Visit ID	: CKOROPV426495	Status	: Final Report
Ref Doctor	: Self	Sponsor Name	: ARCOFEMI HEALTHCARE LIMITED
Emp/Auth/TPA ID	: 9920144559		

DEPARTMENT OF HAEMATOLOGY
ARCOFEMI - MEDIWHEEL - PMC PACK H - PAN INDIA - FY2324


RBCs: are normocytic normochromic

WBCs: are normal in total number with normal distribution and morphology.

PLATELETS: appear adequate in number.

HEMOPARASITES: negative

IMPRESSION: NORMOCYTIC NORMOCHROMIC BLOOD PICTURE



Dr Priya Murthy
M.B.B.S.,M.D(Pathology)
Consultant Pathologist



Patient Name : Mr.CHANDAN REDDY KA	Collected : 26/Sep/2024 09:51AM
Age/Gender : 25 Y 8 M 6 D/M	Received : 26/Sep/2024 11:28AM
UHID/MR No : CKOR.0000258477	Reported : 26/Sep/2024 12:45PM
Visit ID : CKOROPV426496	Status : Final Report
Ref Doctor : Self	Sponsor Name : ARCOFEMI HEALTHCARE LIMITED
Emp/Auth/TPA ID : 9920144559	

DEPARTMENT OF HAEMATOLOGY
ARCOFEMI - MEDIWHEEL - PMC PACK H - PAN INDIA - FY2324

Test Name	Result	Unit	Bio. Ref. Interval	Method
BLOOD GROUP ABO AND RH FACTQR , WHOLE BLOOD EDTA				
BLOOD GROUP TYPE	O			Microplate Hemagglutination
Rh TYPE	Positive			Microplate Hemagglutination

Dr.Vidya Aniket Gore
M.B.B.S,M.D(Pathology)

Dr.Priya Murthy
M.B.B.S,M.D(Pathology)
Consultant Pathologist



Consultant Pathologist

Apollo Health and Lifestyle Limited

SIN: H8110TG200016040089 Regd. Office: #7-1-617/A, 615 & 616, Imperial Towers, 7th Floor, Ameerpet, Hyderabad, Telangana - 500 036 | Email ID: enquiry@apollohi.com

APOLLO CLINICE NETWORK KARNATAKA
This test has been performed at Apollo Health & Lifestyle Ltd, RRL BANGALORE Laboratory
Bangalore (Basavanagudi | Bellandur | Electronics City | HSR Layout | Indira Nagar | JP Nagar | Kundalahalli | Koramangala | Sarjapur Road) Mysore (Kalidasa Road)

Online appointments: www.apolloclinic.com

TO BOOK AN APPOINTMENT

1860 500 7788

Patient Name : Mr.CHANDAN REDDY KA	Collected : 26/Sep/2024 09:51AM
Age/Gender : 25 Y 8 M 6 D/M	Received : 26/Sep/2024 11:57AM
UHID/MR No : CKOR.0000258477	Reported : 26/Sep/2024 12:18PM
Visit ID : CKOROPV426405	Status : Final Report
Ref Doctor : Self	Sponsor Name : ARCOFEMI HEALTHCARE LIMITED
Emp/Auth/TPA ID : 9920144559	

DEPARTMENT OF BIOCHEMISTRY
ARCOFEMI - MEDIWHEEL - PMC PACK H - PAN INDIA - FY2324

Test Name	Result	Unit	Bio. Ref. Interval	Method
GLUCOSE, FASTING , NAF PLASMA	85	mg/dL	70-100	HEXOKINASE

Comment:

As per American Diabetes Guidelines, 2023

Fasting Glucose Values in mg/dL	Interpretation
70-100 mg/dL	Normal
100-125 mg/dL	Prediabetes
≥126 mg/dL	Diabetes
<70 mg/dL	Hypoglycemia

Note:

- The diagnosis of Diabetes requires a fasting plasma glucose of $>$ or $=$ 126 mg/dL and/or a random / 2 hr post glucose value of $>$ or $=$ 200 mg/dL on at least 2 occasions.
- Very high glucose levels ($>$ 450 mg/dL in adults) may result in Diabetic Ketoacidosis & is considered critical.

Test Name	Result	Unit	Bio. Ref. Interval	Method
GLUCOSE, POST PRANDIAL (PP), 2 HOURS , SODIUM FLUORIDE PLASMA (2 HR)	94	mg/dL	70-140	HEXOKINASE

Comment:

It is recommended that FBS and PPBS should be interpreted with respect to their Biological reference ranges and not with each other.

Conditions which may lead to lower postprandial glucose levels as compared to fasting glucose levels may be due to reactive hypoglycemia, dietary meal content, duration or timing of sampling after food digestion and absorption, medications such as insulin preparations, sulfonylureas, amylin analogues, or conditions such as overproduction of insulin.

Test Name	Result	Unit	Bio. Ref. Interval	Method
ALANINE AMINOTRANSFERASE (ALT/SGPT) , SERUM	17	U/L	<50	IFCC

Priya Murthy

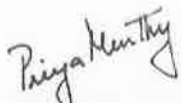
Dr Priya Murthy
M.B.B.S, M.D(Pathology)
Consultant Pathologist



SIN No: KOR240002576

Patient Name	: Mr.CHANDAN REDDY KA	Collected	: 26/Sep/2024 09:51AM
Age/Gender	: 25 Y 8 M 6 D/M	Received	: 26/Sep/2024 11:57AM
UHID/MR No	: CKOR.0000258477	Reported	: 26/Sep/2024 12:18PM
Visit ID	: CKOROPV426495	Status	: Final Report
Ref Doctor	: Self	Sponsor Name	: ARCOFEMI HEALTHCARE LIMITED
Emp/Auth/TPA ID	: 9920144559		

DEPARTMENT OF BIOCHEMISTRY
ARCOFEMI - MEDIWHEEL - PMC PACK H - PAN INDIA - FY2324



Dr Priya Murthy
M.B.B.S.,M.D(Pathology)
Consultant Pathologist



SIN No:KOR240902576

Apollo Health and Lifestyle Limited

This test has been performed at Apollo Health & Lifestyle Ltd, RRL BANGALORE Laboratory

(CIN - U85110TG2000PLC046089) Regd. Office: #7-1-617/A, 615 & 616, Imperial Towers, 7th Floor | Ameerpet, Hyderabad, Telangana - 500 038 | Email ID: enquiry@apollohl.com

APOLLO CLINICS NETWORK KARNATAKA

Bangalore (Bassavanagudi | Bellandur | Electronics City | HSR Layout | Indira Nagar | JP Nagar | Kundalahalli | Keramangala | Sarjapur Road) Mysore (Kalidasa Road)

Online appointments: www.apolloclintc.com

TO BOOK AN APPOINTMENT

1860 500 7788

Patient Name : Mr.CHANDAN REDDY KA	Collected : 26/Sep/2024 09:51AM
Age/Gender : 25 Y 8 M 6 D/M	Received : 26/Sep/2024 11:57AM
UHID/MR No : CKOR.0000258477	Reported : 26/Sep/2024 01:21PM
Visit ID : CKOROPV426495	Status : Final Report
Ref Doctor : Self	Sponsor Name : ARCOFEMI HEALTHCARE LIMITED
Emp/Auth/TPA ID : 9920144559	

DEPARTMENT OF BIOCHEMISTRY
ARCOFEMI - MEDIWHEEL - PMC PACK H - PAN INDIA - FY2324

Test Name	Result	Unit	Bio. Ref. Interval	Method
BILIRUBIN, TOTAL , SERUM	1.33	mg/dL	0.3-1.2	DPD

Test Name	Result	Unit	Bio. Ref. Interval	Method
BUN/CREATININE RATIO , SERUM				
BLOOD UREA NITROGEN	9.6	mg/dL	8.0 - 23.0	Calculated
CREATININE	1.07	mg/dL	0.84 - 1.25	Modified Jaffe, Kinetic
BUN / CREATININE RATIO	8.95			Calculated

Test Name	Result	Unit	Bio. Ref. Interval	Method
CREATININE , SERUM	1.07	mg/dL	0.84 - 1.25	Modified Jaffe, Kinetic

Dr.Govinda Raju N L
MSc,PhD(Biochemistry)
Consultant Biochemistry

Priya Murthy
Dr Priya Murthy
M.B.B.S,M.D(Pathology)
Consultant Pathologist



SIN No:KOR240902576

This test has been performed at Apollo Health & Lifestyle Limited
(CIN - U85110TG2000PLC046089) Regd. Office: 17-1-8177A, 61st & 60th, Imperial Towers, 9th Floor, Ammerpet, Hyderabad, Telangana - 500 038 | Email ID: enquiry@apollohi.com

APOLLO CLINICS NETWORK KARNATAKA
Bangalore (Basavanagudi) | Bellandur | Electronics City | HSR Layout | Indra Nagar | JP Nagar | Kundalahalli | Keramangala | Sarjapur Road | Mysore (Kalladasa Road)

Online appointments: www.apolloclinic.com

TO BOOK AN APPOINTMENT

1860 500 7788

Patient Name	: Mr.CHANDAN REDDY KA	Collected	: 26/Sep/2024 09:51AM
Age/Gender	: 25 Y 8 M 6 D/M	Received	: 26/Sep/2024 02:12PM
UHID/MR No	: CKOR.0000258477	Reported	: 26/Sep/2024 02:50PM
Visit ID	: CKORQPV426495	Status	: Final Report
Ref Doctor	: Self	Sponsor Name	: ARCOFEMI HEALTHCARE LIMITED
Emp/Auth/TPA ID	: 9920144559		

DEPARTMENT OF CLINICAL PATHOLOGY
ARCOFEMI - MEDIWHEEL - PMC PACK H - PAN INDIA - FY2324

Test Name	Result	Unit	Bio. Ref. Interval	Method
COMPLETE URINE EXAMINATION (CUE) , URINE				
PHYSICAL EXAMINATION				
COLOUR	YELLOW		PALE YELLOW	Scattering of light
TRANSPARENCY	Clear		CLEAR	Scattering of light
pH	5.5		5-7.5	Bromothymol Blue
SP. GRAVITY	1.019		1.002-1.030	Bromothymol Blue
BIOCHEMICAL EXAMINATION				
URINE PROTEIN	NEGATIVE		NEGATIVE	PROTEIN ERROR OF INDICATOR
GLUCOSE	NORMAL		NEGATIVE	GOD-POD
URINE BILIRUBIN	NEGATIVE		NEGATIVE	Diazonium Salt
URINE KETONES (RANDOM)	NEGATIVE		NEGATIVE	Sodium nitro prusside
UROBILINOGEN	NORMAL		NORMAL (0.1-1.8mg/dl)	Diazonium salt
NITRITE	NEGATIVE		NEGATIVE	Sulfanilic acid
LEUCOCYTE ESTERASE	NEGATIVE		NEGATIVE	Diazonium salt
CENTRIFUGED SEDIMENT WET MOUNT AND MICROSCOPY				
PUS CELLS	1	/hpf	0-5	Automated Image based microscopy
EPITHELIAL CELLS	0	/hpf	< 10	Microscopy
RBC	0	/hpf	0-2	Microscopy
CASTS	NEGATIVE	/lpf	0-2 Hyaline Cast	Microscopy
CRYSTALS	NEGATIVE	/hpf	Occasional-Few	Microscopy

Comment:

All urine samples are checked for adequacy and suitability before examination. All abnormal chemical examination are rechecked and verified by manual methods.
Microscopy findings are reported as an average of 10 high power fields.

*** End Of Report ***

Page 7 of 8

Dr. Vidya Aniket Gore
M.B.B.S.,M.D(Pathology)

Dr Priya Murthy
M.B.B.S.,M.D(Pathology)
Consultant Pathologist



Consultant Pathologist
Apollo Health and Lifestyle Limited

SIN No: UBR 0102000100040089 Regd. Office: #7-1-617/A, 615 & 616, Imperial Towers, 7th Floor | Ameerpet, Hyderabad, Telangana - 500 038 | Email ID: enquiry@apollohl.com

This service has been provided by Apollo Health & Lifestyle Ltd, RRL BANGALORE Laboratory
Bengaluru (Basavanagudi) | Bellandur | Electronics City | HSR Layout | Indira Nagar | JP Nagar | Kundalahalli | Keramangala | Sarjapur Road | Mysore (Kalidasa Road)

Online appointments: www.apolloclinic.com

TO BOOK AN APPOINTMENT

1860 500 7788

Patient Name	: Mr.CHANDAN REDDY KA	Collected	: 26/Sep/2024 09:51AM
Age/Gender	: 25 Y 8 M 6 D/M	Received	: 26/Sep/2024 02:12PM
UHID/MR No	: CKOR.0000258477	Reported	: 26/Sep/2024 02:50PM
Visit ID	: CKOROPV426495	Status	: Final Report
Ref Doctor	: Self	Sponsor Name	: ARCOFEMI HEALTHCARE LIMITED
Emp/Auth/TPA ID	: 9920144559		

DEPARTMENT OF CLINICAL PATHOLOGY
ARCOFEMI - MEDIWHEEL - PMC PACK H - PAN INDIA - FY2324

Result/s to Follow:
PERIPHERAL SMEAR



Dr. Vidya Aniket Gore
M.B.B.S,M.D(Pathology)



Dr Priya Murthy
M.B.B.S,M.D(Pathology)
Consultant Pathologist



Consultant Pathologist
Apollo Health and Lifestyle Limited

SIN No: U65900TG2000PC046089 Regd. Office: #7-1-617/A, 615 & 616, Imperial Towers, 7th Floor | Ameerpet, Hyderabad, Telangana - 500 038 | Email ID: enquiry@apollohl.com

The Apollo Health & Lifestyle Ltd, RRL BANGALORE Laboratory
Bangalore (Besevanagudi | Bellandur | Electronics City | HSR Layout | Indira Nagar | JP Nagar | Kundalahalli | Keramangala | Sarjapur Road) Mysore (Kalidasa Road)

Online appointments: www.apolloclinic.com

TO BOOK AN APPOINTMENT


 **1860 500 7788**

Patient Name	: Mr.CHANDAN REDDY KA	Collected	: 26/Sep/2024 09:51AM
Age/Gender	: 25 Y 8 M 6 D/M	Received	: 26/Sep/2024 02:12PM
UHID/MR No	: CKOR.0000258477	Reported	: 26/Sep/2024 02:50PM
Visit ID	: CKOROPV426495	Status	: Final Report
Ref Doctor	: Self	Sponsor Name	: ARCOFEMI HEALTHCARE LIMITED
Emp/Auth/TPA ID	: 9920144559		

TERMS AND CONDITIONS GOVERNING THIS REPORT

The reported results are for information and interpretation of the referring doctor or such other medical professionals, who understand reporting units, reference ranges and limitations of technologies. Laboratories not be responsible for any interpretation whatsoever. It is presumed that the tests performed are, on the specimen / sample being to the patient named or identified and the verifications of the particulars have been cleared out by the patient or his / her representative at the point of generation of said specimen. The reported results are restricted to the given specimen only. Results may vary from lab to lab and from time to time for the same parameter for the same patient. Assays are performed in accordance with standard procedures, The reported results are dependent on individual assay methods / equipment used and quality of specimen received. This report is not valid for medico legal purposes.


Dr. Vidya Aniket Gore
M.B.B.S,M.D(Pathology)
Consultant Pathologist


Dr Priya Murthy
M.B.B.S,M.D(Pathology)
Consultant Pathologist



Patient Name	: Mr. Chandan Reddy KA	Age	: 25Yrs 8Mths 6Days
UHID	: CKOR.0000258477	OP Visit No.	: CKOROPV426495
Printed On	: 26-09-2024 01:23 PM	Advised/Pres Doctor	: --
Department	: Radiology	Qualification	: --
Referred By	: Self	Registration No.	: --
Employee Id	: 9920144559		

DEPARTMENT OF RADIOLOGY

X RAY CHEST PA

Both lungs fields appear normal.

Both hilae are normal.

Both costophrenic and cardiophrenic angles are normal.

The cardiac and mediastinal shadows appear normal.

Bones and soft tissues appear normal.

IMPRESSION : NORMAL STUDY.

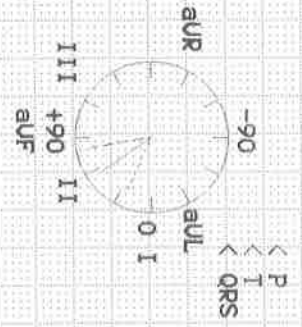
---End Of The Report---

P.J. Vinod

Dr.VINOD P JOSEPH
MBBS, DNB, DMRD
25487
Radiology

PROW CC

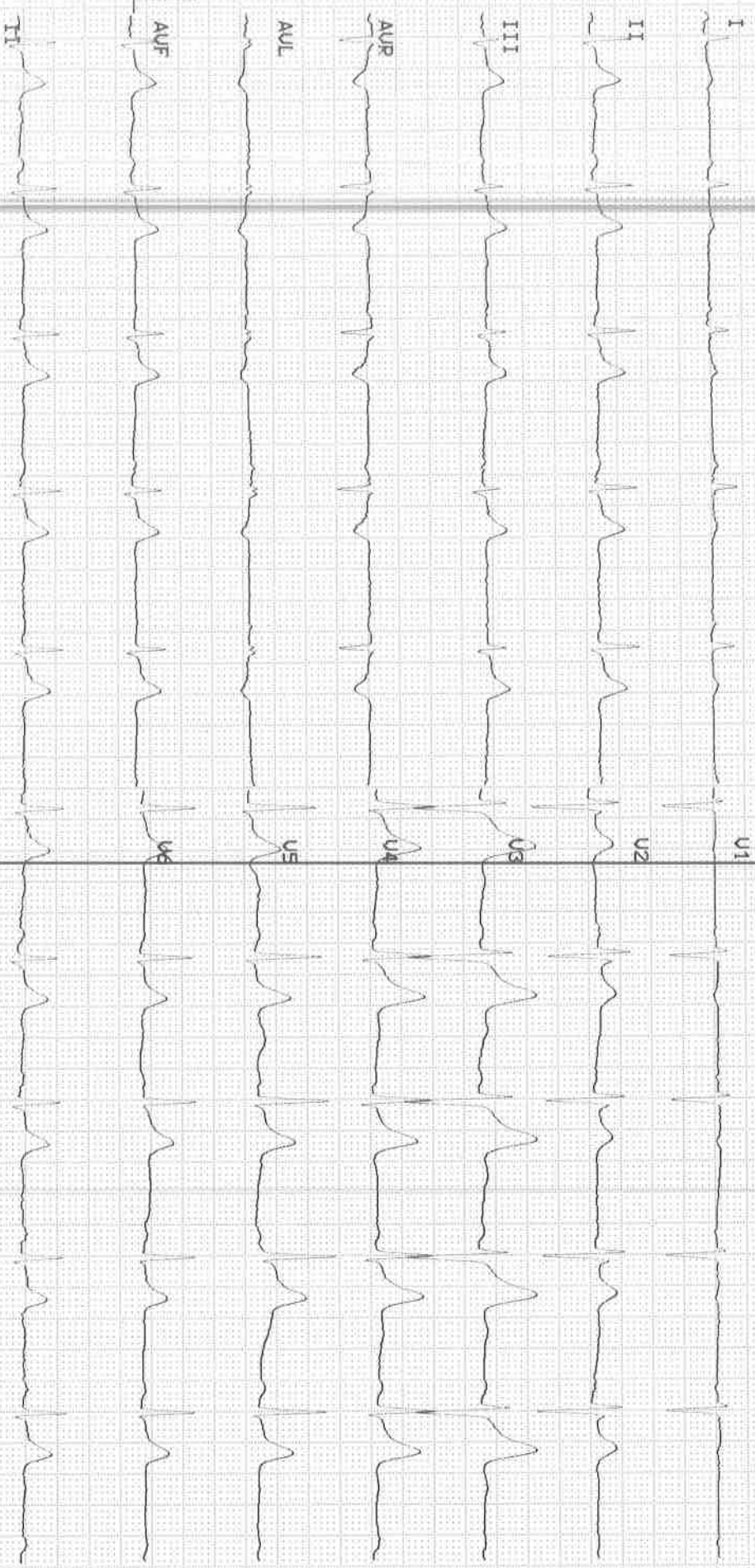
AGE: 25
 Measurement Results:
 QRS : 102 ms
 QT/QTcB : 408 / 413 ms
 PR : 170 ms
 P : 124 ms
 RR/PP : 976 / 975 ms
 P/ORS/T : 25 / 55 / 80 degrees
 QTd/QTcBd : 34 / 34 ms
 Sokolow : 1.8 mV
 NK : 8



Interpretation:

Unconfirmed report.

Handwritten signature



Patient Name	: Mr. Chandan Reddy K A	Age	: 25Yrs 8Mths 6Days
UHID	: CKOR.0000258476	OP Visit No.	: CKOROPV426488
Printed On	: 26-09-2024 11:59 AM	Advised/Pres Doctor	: --
Department	: Cardiology	Qualification	: --
Referred By	: Self	Registration No.	: --
Employee Id	: 9920144559		

DEPARTMENT OF CARDIOLOGY

Observation :-

1. Normal Sinus Rhythm.
2. Heart rate is 61 beats per minutes.
3. No pathological Q wave or ST-T changes seen.
4. Normal P,Q R S,T waves and axis.
5. No evidence of chamber, hypertrophy or enlargement seen.

Impression:

NORMAL RESTING ECG.

NOTE:KINDLY TAKE A PHOTOCOPY OF THE GRAPH FOR FUTURE REFERENCE IF NEEDED

---End Of The Report---



Dr.MOHAN MURALI
MBBS, DNB General Medicine, DrNB Cardiology
ANP20130001911KTK
Cardiology