


Patient Name : Mr.SAMBANDI RAVI	Collected : 01/Jul/2024 08:14AM
Age/Gender : 36 Y 6 M 0 D/M	Received : 01/Jul/2024 12:14PM
UHID/MR No : CVIS.0000126067	Reported : 01/Jul/2024 04:35PM
Visit ID : CVISOPV125450	Status : Final Report
Ref Doctor : Dr.SELF	Sponsor Name : ARCOFEMI HEALTHCARE LIMITED
Emp/Auth/TPA ID : 9959997792	

DEPARTMENT OF HAEMATOLOGY

PERIPHERAL SMEAR , WHOLE BLOOD EDTA

RBCs ARE NORMOCYTIC NORMOCHROMIC.
TLC , DLC WITHIN NORMAL LIMIT. NO IMMATURE CELLS ARE SEEN.
PLATELETS ARE ADEQUATE.
NO HEMOPARASITES SEEN



DR. V. SNEHAL
M.D (PATH)
Consultant Pathologist



SIN No:BED240169830


This test has been performed at Apollo Health and Lifestyle Ltd/Vizag Lab : Vizag-530017

Patient Name : Mr.SAMBANDI RAVI	Collected : 01/Jul/2024 08:14AM
Age/Gender : 36 Y 6 M 0 D/M	Received : 01/Jul/2024 12:14PM
UHID/MR No : CVIS.0000126067	Reported : 01/Jul/2024 04:35PM
Visit ID : CVISOPV125450	Status : Final Report
Ref Doctor : Dr.SELF	Sponsor Name : ARCOFEMI HEALTHCARE LIMITED
Emp/Auth/TPA ID : 9959997792	

DEPARTMENT OF HAEMATOLOGY

ARCOFEMI - MEDIWHEEL - PMC PACK H - PAN INDIA - FY2324

Test Name	Result	Unit	Bio. Ref. Range	Method
HEMOGRAM , WHOLE BLOOD EDTA				
HAEMOGLOBIN	17	g/dL	13-17	Spectrophotometer
PCV	48.60	%	40-50	Electronic pulse & Calculation
RBC COUNT	5.41	Million/cu.mm	4.5-5.5	Electrical Impedance
MCV	98	fL	83-101	Calculated
MCH	31.6	pg	27-32	Calculated
MCHC	32.6	g/dL	31.5-34.5	Calculated
R.D.W	10.9	%	11.6-14	Calculated
TOTAL LEUCOCYTE COUNT (TLC)	7,800	cells/cu.mm	4000-10000	Electrical Impedance
DIFFERENTIAL LEUCOCYTIC COUNT (DLC)				
NEUTROPHILS	50.1	%	40-80	Electrical Impedance
LYMPHOCYTES	36.6	%	20-40	Electrical Impedance
EOSINOPHILS	5.1	%	1-6	Electrical Impedance
MONOCYTES	8	%	2-10	Electrical Impedance
BASOPHILS	0.2	%	<1-2	Electrical Impedance
ABSOLUTE LEUCOCYTE COUNT				
NEUTROPHILS	3907.8	Cells/cu.mm	2000-7000	Calculated
LYMPHOCYTES	2854.8	Cells/cu.mm	1000-3000	Calculated
EOSINOPHILS	397.8	Cells/cu.mm	20-500	Calculated
MONOCYTES	624	Cells/cu.mm	200-1000	Calculated
BASOPHILS	15.6	Cells/cu.mm	0-100	Calculated
Neutrophil lymphocyte ratio (NLR)	1.37		0.78- 3.53	Calculated
PLATELET COUNT	230000	cells/cu.mm	150000-410000	Electrical impedance
ERYTHROCYTE SEDIMENTATION RATE (ESR)	10	mm at the end of 1 hour	0-15	Modified Westergren
PERIPHERAL SMEAR				



DR. V. SNEHAL
M.D (PATH)
Consultant Pathologist



SIN No:BED240169830


This test has been performed at Apollo Health and Lifestyle Ltd/Vizag Lab : Vizag-530017

Patient Name : Mr.SAMBANDI RAVI	Collected : 01/Jul/2024 08:14AM
Age/Gender : 36 Y 6 M 0 D/M	Received : 01/Jul/2024 12:14PM
UHID/MR No : CVIS.0000126067	Reported : 01/Jul/2024 04:35PM
Visit ID : CVISOPV125450	Status : Final Report
Ref Doctor : Dr.SELF	Sponsor Name : ARCOFEMI HEALTHCARE LIMITED
Emp/Auth/TPA ID : 9959997792	

DEPARTMENT OF HAEMATOLOGY

ARCOFEMI - MEDIWHEEL - PMC PACK H - PAN INDIA - FY2324

Test Name	Result	Unit	Bio. Ref. Range	Method
BLOOD GROUP ABO AND RH FACTOR , WHOLE BLOOD EDTA				
BLOOD GROUP TYPE	O			Forward & Reverse Grouping with Slide/Tube Aggluti
Rh TYPE	POSITIVE			Forward & Reverse Grouping with Slide/Tube Agglutination



DR. V. SNEHAL
M.D (PATH)
Consultant Pathologist



SIN No:BED240169830

This test has been performed at Apollo Health and Lifestyle Ltd/Vizag Lab : Vizag-530017

Patient Name : Mr.SAMBANDI RAVI	Collected : 01/Jul/2024 08:14AM
Age/Gender : 36 Y 6 M 0 D/M	Received : 01/Jul/2024 12:05PM
UHID/MR No : CVIS.0000126067	Reported : 01/Jul/2024 02:24PM
Visit ID : CVISOPV125450	Status : Final Report
Ref Doctor : Dr.SELF	Sponsor Name : ARCOFEMI HEALTHCARE LIMITED
Emp/Auth/TPA ID : 9959997792	

DEPARTMENT OF BIOCHEMISTRY

ARCOFEMI - MEDIWHEEL - PMC PACK H - PAN INDIA - FY2324

Test Name	Result	Unit	Bio. Ref. Range	Method
GLUCOSE, FASTING , NAF PLASMA	141	mg/dL	70-100	GOD - POD

Comment:

As per American Diabetes Guidelines, 2023

Fasting Glucose Values in mg/dL	Interpretation
70-100 mg/dL	Normal
100-125 mg/dL	Prediabetes
≥126 mg/dL	Diabetes
<70 mg/dL	Hypoglycemia

Note:

- The diagnosis of Diabetes requires a fasting plasma glucose of $>$ or $=$ 126 mg/dL and/or a random / 2 hr post glucose value of $>$ or $=$ 200 mg/dL on at least 2 occasions.
- Very high glucose levels ($>$ 450 mg/dL in adults) may result in Diabetic Ketoacidosis & is considered critical.

Test Name	Result	Unit	Bio. Ref. Range	Method
GLUCOSE, POST PRANDIAL (PP), 2 HOURS , SODIUM FLUORIDE PLASMA (2 HR)	209	mg/dL	70-140	GOD - POD


Comment:

It is recommended that FBS and PPBS should be interpreted with respect to their Biological reference ranges and not with each other.

Conditions which may lead to lower postprandial glucose levels as compared to fasting glucose levels may be due to reactive hypoglycemia, dietary meal content, duration or timing of sampling after food digestion and absorption, medications such as insulin preparations, sulfonylureas, amylin analogues, or conditions such as overproduction of insulin.

Test Name	Result	Unit	Bio. Ref. Range	Method
ALANINE AMINOTRANSFERASE (ALT/SGPT) , SERUM	34.17	U/L	0-45	IFCC Modified method without PLP

Page 4 of 7



DR. V. SNEHAL
M.D (PATH)
Consultant Pathologist



SIN No:SE04766377

This test has been performed at Apollo Health and Lifestyle Ltd/Vizag Lab : Vizag-530017

Patient Name : Mr.SAMBANDI RAVI	Collected : 01/Jul/2024 08:14AM
Age/Gender : 36 Y 6 M 0 D/M	Received : 01/Jul/2024 12:05PM
UHID/MR No : CVIS.0000126067	Reported : 01/Jul/2024 02:24PM
Visit ID : CVISOPV125450	Status : Final Report
Ref Doctor : Dr.SELF	Sponsor Name : ARCOFEMI HEALTHCARE LIMITED
Emp/Auth/TPA ID : 9959997792	

DEPARTMENT OF BIOCHEMISTRY

ARCOFEMI - MEDIWHEEL - PMC PACK H - PAN INDIA - FY2324


Comment:

ALT elevations are noted in liver parenchymal diseases, leading to injury / destruction of hepatocytes. ALT levels are seen to be elevated even before the signs and symptoms of the liver injury appear. The ALT levels remain high longer in blood as compared to AST levels. And though both the enzymes increase in liver injury, the rise in ALT is more compared to AST, thus also altering the ALT:AST ratio.

Test Name	Result	Unit	Bio. Ref. Range	Method
BILIRUBIN, TOTAL , SERUM	1.69	mg/dL	0.10-1.20	Diazotized 2,4? Dichloroaniline

Test Name	Result	Unit	Bio. Ref. Range	Method
BUN/CREATININE RATIO , SERUM				
BLOOD UREA NITROGEN	16.9	mg/dL	8.0 - 23.0	Calculated
CREATININE	1.11	mg/dL	0.7-1.2	Jaffe
BUN / CREATININE RATIO	15.24			Calculated

Test Name	Result	Unit	Bio. Ref. Range	Method
CREATININE , SERUM	1.11	mg/dL	0.7-1.2	Jaffe



DR. V. SNEHAL
M.D (PATH)
Consultant Pathologist



SIN No:SE04766377

This test has been performed at Apollo Health and Lifestyle Ltd/Vizag Lab : Vizag-530017

Patient Name : Mr.SAMBANDI RAVI	Collected : 01/Jul/2024 08:14AM
Age/Gender : 36 Y 6 M 0 D/M	Received : 01/Jul/2024 04:09PM
UHID/MR No : CVIS.0000126067	Reported : 01/Jul/2024 04:31PM
Visit ID : CVISOPV125450	Status : Final Report
Ref Doctor : Dr.SELF	Sponsor Name : ARCOFEMI HEALTHCARE LIMITED
Emp/Auth/TPA ID : 9959997792	

DEPARTMENT OF CLINICAL PATHOLOGY

ARCOFEMI - MEDIWHEEL - PMC PACK H - PAN INDIA - FY2324


Test Name	Result	Unit	Bio. Ref. Range	Method
COMPLETE URINE EXAMINATION (CUE) , URINE				
PHYSICAL EXAMINATION				
COLOUR	PALE YELLOW		PALE YELLOW	Visual
TRANSPARENCY	CLEAR		CLEAR	Physical measurement
pH	5.5		5-7.5	DOUBLE INDICATOR
SP. GRAVITY	1.025		1.002-1.030	Dipstick
BIOCHEMICAL EXAMINATION				
URINE PROTEIN	NEGATIVE		NEGATIVE	PROTEIN ERROR OF INDICATOR
GLUCOSE	NEGATIVE		NEGATIVE	GLUCOSE OXIDASE
URINE BILIRUBIN	NEGATIVE		NEGATIVE	AZO COUPLING REACTION
URINE KETONES (RANDOM)	NEGATIVE		NEGATIVE	SODIUM NITRO PRUSSIDE
UROBILINOGEN	NORMAL		NORMAL	MODIFIED EHRlich REACTION
NITRITE	NEGATIVE		NEGATIVE	Griess reaction
LEUCOCYTE ESTERASE	NEGATIVE		NEGATIVE	Diazonium salt
CENTRIFUGED SEDIMENT WET MOUNT AND MICROSCOPY				
PUS CELLS	2-4	/hpf	0-5	Microscopy
EPITHELIAL CELLS	1-2	/hpf	<10	MICROSCOPY
RBC	0	/hpf	0-2	MICROSCOPY
CASTS	NIL		0-2 Hyaline Cast	MICROSCOPY
CRYSTALS	ABSENT		ABSENT	MICROSCOPY

Comment:

All urine samples are checked for adequacy and suitability before examination. Microscopy findings are reported as an average of 10 high power fields.

*** End Of Report ***

Page 6 of 7



DR. V. SNEHAL
M.D (PATH)
Consultant Pathologist




SIN No:UR2377752

This test has been performed at Apollo Health and Lifestyle Ltd/Vizag Lab : Vizag-530017

Patient Name : Mr.SAMBANDI RAVI	Collected : 01/Jul/2024 08:14AM
Age/Gender : 36 Y 6 M 0 D/M	Received : 01/Jul/2024 04:09PM
UHID/MR No : CVIS.0000126067	Reported : 01/Jul/2024 04:31PM
Visit ID : CVISOPV125450	Status : Final Report
Ref Doctor : Dr.SELF	Sponsor Name : ARCOFEMI HEALTHCARE LIMITED
Emp/Auth/TPA ID : 9959997792	

DEPARTMENT OF CLINICAL PATHOLOGY

ARCOFEMI - MEDIWHEEL - PMC PACK H - PAN INDIA - FY2324



DR. V. SNEHAL
M.D (PATH)
Consultant Pathologist



SIN No:UR2377752

This test has been performed at Apollo Health and Lifestyle Ltd/Vizag Lab : Vizag-530017

Name: Mr. SAMBANDI RAVI
Age/Gender: 36 Y/M
Address: vskp
Location: VISAKHAPATNAM, ANDHRA PRADESH
Doctor:
Department: LABORATORY
Rate Plan: VISHAKAPATNAM_20052024
Sponsor: ARCOFEMI HEALTHCARE LIMITED
Consulting Doctor: Dr. ABHIJEET SINGH SACHAN

MR No: CVIS.0000126067
Visit ID: CVISOPV125450
Visit Date: 01-07-2024 08:02
Discharge Date:
Referred By: SELF

HT-CHIEF COMPLAINTS AND PRESENT KNOWN ILLNESS

SYSTEMIC REVIEW

HT-HISTORY

PHYSICAL EXAMINATION

SYSTEMIC EXAMINATION

IMPRESSION

RECOMMENDATION

Doctor's Signature

Name: Mr. SAMBANDI RAVI
Age/Gender: 36 Y/M
Address: vskp
Location: VISAKHAPATNAM, ANDHRA PRADESH
Doctor:
Department: LABORATORY
Rate Plan: VISHAKAPATNAM_20052024
Sponsor: ARCOFEMI HEALTHCARE LIMITED
Consulting Doctor: Dr. ABILASH JAIN BHANSALI

MR No: CVIS.0000126067
Visit ID: CVISOPV125450
Visit Date: 01-07-2024 08:02
Discharge Date:
Referred By: SELF

HT-CHIEF COMPLAINTS AND PRESENT KNOWN ILLNESS

SYSTEMIC REVIEW

HT-HISTORY

PHYSICAL EXAMINATION

SYSTEMIC EXAMINATION

IMPRESSION

RECOMMENDATION

Doctor's Signature

Established Patient: No

Vitals

Date	Pulse (Beats/min)	B.P (mmHg)	Resp (Rate/min)	Temp (F)	Height (cms)	Weight (Kgs)	Body Fat Percentage (%)	Visceral Fat Level (%)	Body Age (Years)	BMI	Waist Circum (cms)	Hip (cms)	Waist (cms)	Waist & Hip Ratio	User
01-07-2024 10:54	89 Beats/min	110/60 mmHg	18 Rate/min	98.6 F	169 cms	66 Kgs	%	%	Years	23.11	cms	cms	cms		AHLL09094

Established Patient: No

Vitals

Date	Pulse (Beats/min)	B.P (mmHg)	Resp (Rate/min)	Temp (F)	Height (cms)	Weight (Kgs)	Body Fat Percentage (%)	Visceral Fat Level (%)	Body Age (Years)	BMI	Waist Circum (cms)	Hip (cms)	Waist (cms)	Waist & Hip Ratio	User
01-07-2024 10:54	89 Beats/min	110/60 mmHg	18 Rate/min	98.6 F	169 cms	66 Kgs	%	%	Years	23.11	cms	cms	cms		AHLL09094

CERTIFICATE OF MEDICAL FITNESS

This is to certify that I have conducted the clinical examination

of S. Ravi on 01/07/24

After reviewing the medical history and on clinical examination it has been found that he/she is

	Tick
<ul style="list-style-type: none"> • Medically Fit 	
<ul style="list-style-type: none"> • Fit with restrictions/recommendations <p>Though following restrictions have been revealed, in my opinion, these are not impediments to the job.</p> <p>1. <u>HbA1c,</u></p> <p>2. <u>lower protein,</u></p> <p>3. <u>U.S.C. - whole abd, vit D3</u></p> <p>However the employee should follow the advice/medication that has been communicated to him/her.</p> <p>Review after _____</p>	
<ul style="list-style-type: none"> • Currently Unfit. <p>Review after _____ recommended</p>	
<ul style="list-style-type: none"> • Unfit 	

Dr. G. INDIRA PRIYADAKSHINI
MBBS

Dr. [Signature]
Regd. No. 60143
Apollo Family Physician
Medical Officer
Apollo Clinic, Seethammampet, Vizag

This certificate is not meant for medico-legal purposes

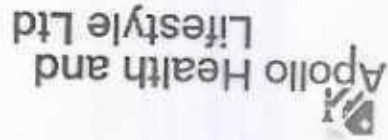
Your appointment is confirmed

noreply@apolloclinics.info <noreply@apolloclinics.info>

Sat 6/22/2024 12:10 PM

To: ravisws@gmail.com <ravisws@gmail.com>

Cc: Vizag Apolloclinic <vizag@apolloclinic.com>; Ramakumar Vegi <ramakumar.v@apolloclinic.com>; Syamsunder M <syamsunder.m@apollohl.com>



Dear SAMBANDI RAVI,

Greetings from Apollo Clinics,

Your corporate health check appointment is confirmed at VIZAG clinic on 2024-07-01 at 08:00-08:15.

Payment Mode	
Corporate Name	ARCOFEMI HEALTHCARE LIMITED
Agreement Name	[ARCOFEMI MEDIWHEEL PMC CREDIT PAN INDIA OP AGREEMENT]
Package Name	[ARCOFEMI - MEDIWHEEL - PMC PACK H - PAN INDIA - FY2324]

"Kindly carry with you relevant documents such as HR issued authorization letter and or appointment confirmation mail and or valid government ID proof and or company ID card and or voucher as per our agreement with your company or sponsor."

Note: Video recording or taking photos inside the clinic premises or during camps is not allowed and would attract legal consequences.

Note: Also once appointment is booked, based on availability of doctors at clinics tests will happen, any pending test will happen based on doctor availability and clinics will be updating the same to customers.

Instructions to be followed for a health check:

1. Please ensure you are on complete fasting for 10-To-12-Hours prior to check.
2. During fasting time do not take any kind of alcohol, cigarettes, tobacco or any other liquids (except Water) in the morning. If any medications taken, pls inform our staff before health check.
3. Please bring all your medical prescriptions and previous health medical records with you.
4. Kindly inform our staff, if you have a history of diabetes and cardiac problems.



For Women:

1. Pregnant women or those suspecting are advised not to undergo any X-Ray test.

Your appointment is confirmed - Vizag Apolloclinic - Outlook
2. It is advisable not to undergo any health check during menstrual cycle.

For further assistance, please call us on our Help Line #: 1860 500 7788.

Clinic Address: 50-81-1/2, PLOT 5, SHEETHAMMAPETA, VISAKHAPATNAM.

Contact No: (0891) 258 5511 - 2.

P.S: Health Check-Up may take 4 - 5hrs for completion on week days & 5 - 6hrs on Saturdays, kindly plan accordingly, Doctor Consultation will be completed after all the Reports are ready.

Warm Regards,
Apollo Clinic



2595 9035 0811
 VID : 9168 3512 0598 4065



Address:
 C/O Sambangi Satyanarayana, 18-4-3/1,
 JANASAKTHI COLONY, BELAGAM,
 Parvathipuram, Vizianagaram,
 Andhra Pradesh - 535501

భారత ప్రజా గుర్తింపు సంస్థ
 Unique Identification Authority of India

- Carry Aadhaar in your smart phone – use mAadhaar App.
- Keep your mobile number & email ID update in Aadhaar.
- Aadhaar helps you avail various Government and non-Government services easily.
- Aadhaar is valid throughout the country.
- మీ ఆధార్ అన్ని అభ్యుపయోగం - మీ ఆధార్ ను ఎక్కడైనా ఉపయోగించుకోవచ్చు.
- మీ ఆధార్ అన్ని అభ్యుపయోగం - మీ ఆధార్ ను ఎక్కడైనా ఉపయోగించుకోవచ్చు.
- మీ ఆధార్ అన్ని అభ్యుపయోగం - మీ ఆధార్ ను ఎక్కడైనా ఉపయోగించుకోవచ్చు.
- మీ ఆధార్ అన్ని అభ్యుపయోగం - మీ ఆధార్ ను ఎక్కడైనా ఉపయోగించుకోవచ్చు.
- మీ ఆధార్ అన్ని అభ్యుపయోగం - మీ ఆధార్ ను ఎక్కడైనా ఉపయోగించుకోవచ్చు.

- Aadhaar is a proof of identity, not of citizenship.
- Verify identity using Secure QR Code/Offline XML Authentication.
- This is electronically generated letter.

INFORMATION

- ఆధార్ అనే గుర్తింపు పత్రం కాదు.
- ఆధార్ అనే గుర్తింపు పత్రం కాదు.
- ఆధార్ అనే గుర్తింపు పత్రం కాదు.

2595 9035 0811
 VID : 9168 3512 0598 4065




Issue Date: 27/07/2011
 Sambangi Ravi
 Date of Birth: 02/10/1986
 Gender: MALE

భారత ప్రజా గుర్తింపు సంస్థ
 Unique Identification Authority of India



సంఖ్య: 2595 9035 0811
 VID : 9168 3512 0598 4065



సంఖ్య: 2595 9035 0811
 VID : 9168 3512 0598 4065

C/O Sambangi Satyanarayana
 18-4-3/1
 JANASAKTHI COLONY
 BELAGAM
 Parvathipuram
 Vizianagaram Andhra Pradesh - 535501


భారత ప్రజా గుర్తింపు సంస్థ
 Unique Identification Authority of India



భారత ప్రజా గుర్తింపు సంస్థ
 Unique Identification Authority of India



Issue Date: 27/07/2011
 Do not load Date: 15/11/2019

Name : Mr. SAMBANDI RAVI	Age : 36 Y	UHID :CVIS:0000126067
Address : vskp	Sex : M	
Plan : ARCOFEMI MEDIWHEEL PMC CREDIT PAN INDIA OP AGREEMENT		OP Number :CVISOPV125450
		Bill No :CVIS-OCR-68357
		Date : 01.07.2024 08:02

Sno	Service Type/ServiceName	Department
1	ARCOFEMI - MEDIWHEEL - PMC PACK H - PAN INDIA - FY2324	
1	BILIRUBIN, TOTAL - SERUM	
2	GLUCOSE, FASTING	
3	HEMOGRAM + PERIPHERAL SMEAR	
4	ALANINE AMINOTRANSFERASE (ALT/SGPT), SERUM	
5	COMPLETE URINE EXAMINATION	
6	PERIPHERAL SMEAR	
7	ECG	
8	CREATININE, SERUM	
9	GLUCOSE, POST PRANDIAL (PP), 2 HOURS (POST MEAL)	
10	X-RAY CHEST PA	
11	FITNESS BY GENERAL PHYSICIAN	
12	BLOOD GROUP ABO AND RH FACTOR	
13	OPHTHAL BY GENERAL PHYSICIAN	
14	BUN/CREATININE RATIO	

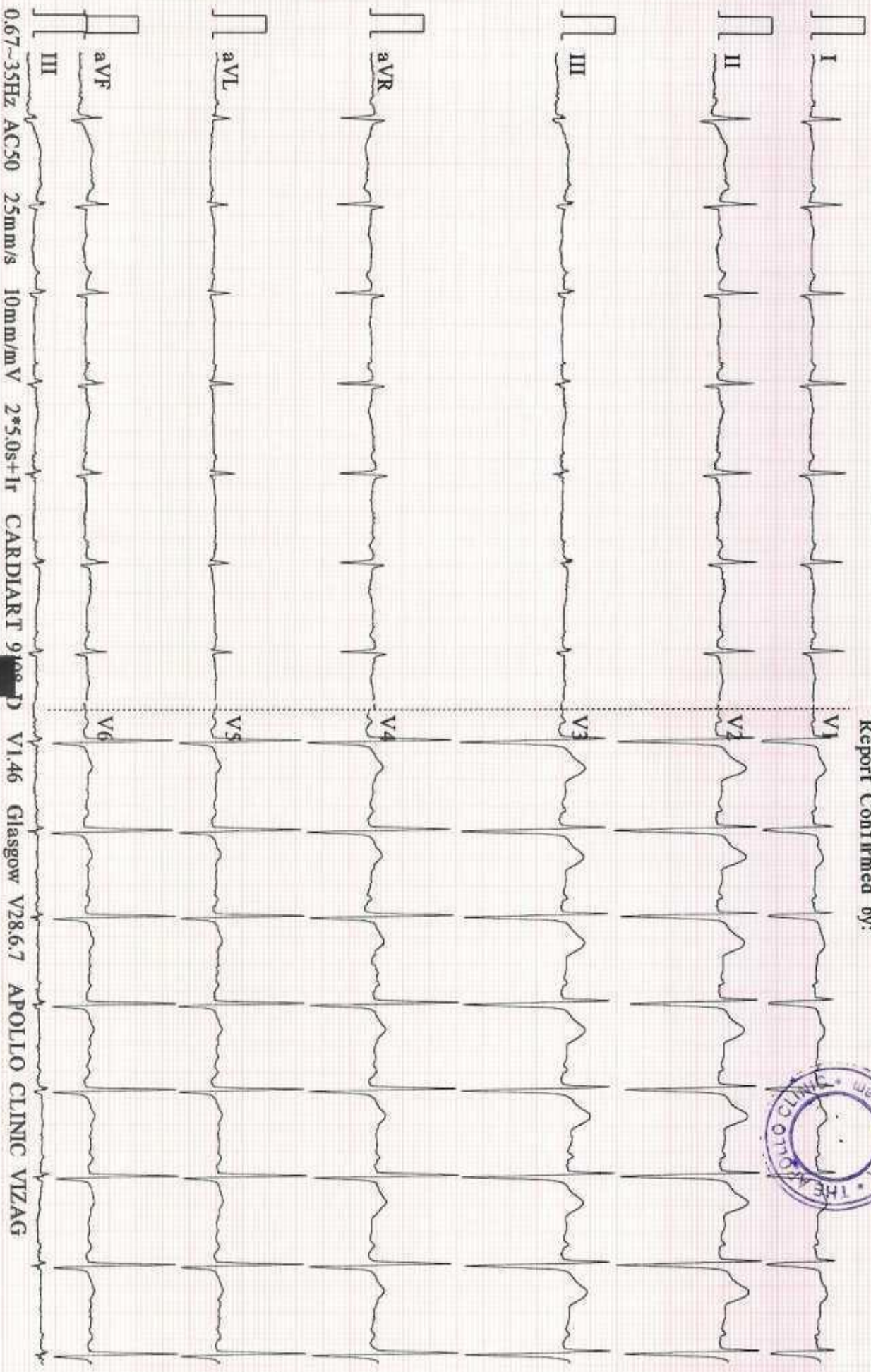


ID: 126067
s.ravi
Male 36Years
Req. No. :

01-07-2024 09:38:49
HR : 89 bpm
P : 98 ms
PR : 140 ms
QRS : 86 ms
QT/QTcBz : 368/448 ms
P/QRS/T : 36/31/45 °
RV5/SV1 : 1.649/0.919 mV

Diagnosis Information:
Sinus rhythm
Normal ECG

Report Confirmed by:



0.67~35Hz AC50 25mm/s 10mm/mV 2*5.0s+1r CARDIART 9100 D V1.46 Glasgow V28.6.7 APOLLO CLINIC VIZAG

JM HOUSING FINANCE

NAME : Mr. S. RAVI GENDER : M
AGE : 36 DATE : 1/7/24

OPHTHALMOLOGY SCREENING REPORT

VISION : 6/6 6/6 OS 6/6
DISTANCE : 26
NEAR VISION : - WNL
COLOUR VISION :
ANT.SEGMENT :
CONJUNCTIVA :
CORNEA :
PUPIL : R/M
FUNDUS :
IMPRESSION : WNL



SIGNATURE

Apollo Health and Lifestyle Limited

(CIN - U85110TG2000PLC046089) Regd. Office: 7-1-617/A, 7th Floor, Imperial Towers, Ameerpet, Hyderabad-500016, Telangana. | Email ID: enquiry@apollohl.com

APOLLO CLINICS NETWORK TELANGANA & AP

Hyderabad (AS Rao Nagar | Chanda Nagar | Jubilee Hills | Kondapur | Manikonda | Nallakunta | Nizampet | Uppal)
Vizag (Seethamma Peta)

Online appointments: www.apolloclinic.com

TO BOOK AN APPOINTMENT

 **1860 500 7788**

Patient Name	: Mr. SAMBANDI RAVI	Age	: 36 Y/M
UHID	: CVIS.0000126067	OP Visit No	: CVISOPV125450
Reported By:	: Dr. APPALA NAIDU L. S.	Conducted Date	: 01-07-2024 10:52
Referred By	: SELF		

ECG REPORT

Observation :-

1. Normal Sinus Rhythm.
2. Heart rate is 89 beats per minutes.
3. No pathological Q wave or S-T,T changes seen.
4. Normal P,Q,R,S,T waves and axis.
5. No evidence of chamber, hypertrophy or enlargement seen.

Impression:

NORMAL RESTING ECG.

----- END OF THE REPORT -----

Dr. APPALA NAIDU L. S.



Apollo Health and Lifestyle Limited

(CIN - U85110TG2000PLC046089) Regd. Office: 7-1-617/A, 7th Floor, Imperial Towers, Ameerpet, Hyderabad-500016, Telangana. | Email ID: enquiry@apollohl.com

APOLLO CLINICS NETWORK TELANGANA & AP

Hyderabad (AS Rao Nagar | Chanda Nagar | Jubilee Hills | Kondapur | Manikonda | Nallakunta | Nizampet | Uppal)
Vizag (Seethamma Peta)

Online appointments: www.apolloclinic.com

TO BOOK AN APPOINTMENT

 **1860 500 7788**

Patient Name : Mr.SAMBANDI RAVI
Age/Gender : 36 Y 6 M 0 D/M
UHID/MR No : CVIS.0000126067
Visit ID : CVISOPV125450
Ref Doctor : Dr.SELF
Emp/Auth/TPA ID : 9959997792

Collected : 01/Jul/2024 08:14AM
Received : 01/Jul/2024 12:14PM
Reported : 01/Jul/2024 04:35PM
Status : Final Report
Sponsor Name : ARCOFEMI HEALTHCARE LIMITED

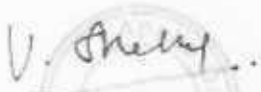
DEPARTMENT OF HAEMATOLOGY

PERIPHERAL SMEAR , WHOLE BLOOD EDTA

RBCs ARE NORMOCYTIC NORMOCHROMIC.
TLC , DLC WITHIN NORMAL LIMIT. NO IMMATURE CELLS ARE SEEN.
PLATELETS ARE ADEQUATE.
NO HEMOPARASITES SEEN



Page 1 of 7



DR. V. SNEHAL
M.D (PATH)
Consultant Pathologist

SIN No: BED240169830

This test has been performed at Apollo Health and Lifestyle Ltd/Vizag Lab - Vizag-530017

(CIN - UB5110TG2000PLC046089) Regd. Office: 7-1-617/A, 7th Floor, Imperial Towers, Ameerpet, Hyderabad-500016, Telangana. | Email ID: enquiry@apolohi.com

APOLLO CLINICS NETWORK TELANGANA & AP

Hyderabad (AS Rao Nagar | Chanda Nagar | Jubilee Hills | Kondapur | Manikonda | Nallakunta | Nizampet | Uppal)

Vizag (Seethamma Peta)

Online appointments: www.apolloclinic.com



TO BOOK AN APPOINTMENT

 **1860 500 7788**

MC-2373

Patient Name : Mr.SAMBANDI RAVI
 Age/Gender : 36 Y 6 M 0 D/M
 UHID/MR No : CVIS.0000126067
 Visit ID : CVISOPV125450
 Ref Doctor : Dr.SELF
 Emp/Auth/TPA ID : 9959997792

Collected : 01/Jul/2024 08:14AM
 Received : 01/Jul/2024 12:14PM
 Reported : 01/Jul/2024 04:35PM
 Status : Final Report
 Sponsor Name : ARCOFEMI HEALTHCARE LIMITED


DEPARTMENT OF HAEMATOLOGY

ARCOFEMI - MEDIWHEEL - PMC PACK H - PAN INDIA - FY2324

Test Name	Result	Unit	Bio. Ref. Range	Method
HEMOGRAM , WHOLE BLOOD EDTA				
HAEMOGLOBIN	17	g/dL	13-17	Spectrophotometer
PCV	48.60	%	40-50	Electronic pulse & Calculation
RBC COUNT	5.41	Million/cu.mm	4.5-5.5	Electrical Impedance
MCV	98	fL	83-101	Calculated
MCH	31.6	pg	27-32	Calculated
MCHC	32.6	g/dL	31.5-34.5	Calculated
R.D.W	10.9	%	11.6-14	Calculated
TOTAL LEUCOCYTE COUNT (TLC)	7,800	cells/cu.mm	4000-10000	Electrical Impedance
DIFFERENTIAL LEUCOCYTIC COUNT (DLC)				
NEUTROPHILS	50.1	%	40-80	Electrical Impedance
LYMPHOCYTES	36.6	%	20-40	Electrical Impedance
EOSINOPHILS	5.1	%	1-6	Electrical Impedance
MONOCYTES	8	%	2-10	Electrical Impedance
BASOPHILS	0.2	%	<1-2	Electrical Impedance
ABSOLUTE LEUCOCYTE COUNT				
NEUTROPHILS	3907.8	Cells/cu.mm	2000-7000	Calculated
LYMPHOCYTES	2854.8	Cells/cu.mm	1000-3000	Calculated
EOSINOPHILS	397.8	Cells/cu.mm	20-500	Calculated
MONOCYTES	624	Cells/cu.mm	200-1000	Calculated
BASOPHILS	15.6	Cells/cu.mm	0-100	Calculated
Neutrophil lymphocyte ratio (NLR)	1.37		0.78- 3.53	Calculated
PLATELET COUNT	230000	cells/cu.mm	150000-410000	Electrical impedance
ERYTHROCYTE SEDIMENTATION RATE (ESR)	10	mm at the end of 1 hour	0-15	Modified Westergren
PERIPHERAL SMEAR				



Page 2 of 7

DR. V. SNEHAL
 M.D (PATH)
 Consultant Pathologist

SIN No: BED240169830

This test has been performed at Apollo Health and Lifestyle Ltd/Vizag Lab : Vizag-530017

(CIN - U85110TG2000PLC040089) Regd. Office: 7-1-6177/A, 7th Floor, Imperial Towers, Ameerpet, Hyderabad-500016, Telangana. | Email ID: enquiry@apollohl.com

APOLLO CLINICS NETWORK TELANGANA & AP

Hyderabad (AS Rao Nagar | Chanda Nagar | Jubilee Hills | Kondapur | Manikonda | Nallakunta | Nizampet | Uppal)

Vizag (Seethamma Peta)

Online appointments: www.apolloclinic.com

TO BOOK AN APPOINTMENT

 **1860 500 7788**

MC-2373

Patient Name : Mr.SAMBANDI RAVI	Collected : 01/Jul/2024 08:14AM
Age/Gender : 36 Y 6 M 0 D/M	Received : 01/Jul/2024 12:14PM
UHID/MR No : CVIS.0000126067	Reported : 01/Jul/2024 04:35PM
Visit ID : CVISOPV125450	Status : Final Report
Ref Doctor : Dr.SELF	Sponsor Name : ARCOFEMI HEALTHCARE LIMITED
Emp/Auth/TPA ID : 9959997792	

DEPARTMENT OF HAEMATOLOGY

ARCOFEMI - MEDIWHEEL - PMC PACK H - PAN INDIA - FY2324

Test Name	Result	Unit	Bio. Ref. Range	Method
BLOOD GROUP ABO AND RH FACTOR , WHOLE BLOOD EDTA				
BLOOD GROUP TYPE	O			Forward & Reverse Grouping with Slide/Tube Aggluti Forward & Reverse Grouping with Slide/Tube Agglutination
Rh TYPE	POSITIVE			



Page 3 of 7



V. Snehal
DR. V. SNEHAL
 M.D (PATH)
 Consultant Pathologist

SIN No: BED240169830

This test has been performed at Apollo Health and Lifestyle Ltd/Vizag Lab : Vizag-530017

(CIN - U85110TG2000PLC046089) Regd. Office: 7-1-617/A, 7th Floor, Imperial Towers, Ameerpet, Hyderabad-500016, Telangana. | Email ID: enquiry@apollohl.com

APOLLO CLINICS NETWORK TELANGANA & AP
 Hyderabad (AS Rao Nagar | Chanda Nagar | Jubilee Hills | Kondapur | Manikonda | Nallakunta | Nizampet | Uppal)
 Vizag (Seethamma Peta)

Online appointments: www.apolloclinic.com

TO BOOK AN APPOINTMENT

 **1860 500 7788**

MC-2373

Patient Name : Mr.SAMBANDI RAVI
 Age/Gender : 36 Y 6 M 0 D/M
 UHID/MR No : CVIS.0000126067
 Visit ID : CVISOPV125450
 Ref Doctor : Dr.SELF
 Emp/Auth/TPA ID : 9959997792

Collected : 01/Jul/2024 08:14AM
 Received : 01/Jul/2024 12:05PM
 Reported : 01/Jul/2024 02:24PM
 Status : Final Report
 Sponsor Name : ARCOFEMI HEALTHCARE LIMITED

DEPARTMENT OF BIOCHEMISTRY
ARCOFEMI - MEDIWHEEL - PMC PACK H - PAN INDIA - FY2324

Test Name	Result	Unit	Bio. Ref. Range	Method
GLUCOSE, FASTING , NAF PLASMA	141	mg/dL	70-100	GOD - POD

Comment:

As per American Diabetes Guidelines, 2023

Fasting Glucose Values in mg/dL	Interpretation
70-100 mg/dL	Normal
100-125 mg/dL	Prediabetes
≥126 mg/dL	Diabetes
<70 mg/dL	Hypoglycemia

Note:

- The diagnosis of Diabetes requires a fasting plasma glucose of > or = 126 mg/dL and/or a random / 2 hr post glucose value of > or = 200 mg/dL on at least 2 occasions.
- Very high glucose levels (>450 mg/dL in adults) may result in Diabetic Ketoacidosis & is considered critical.

Test Name	Result	Unit	Bio. Ref. Range	Method
GLUCOSE, POST PRANDIAL (PP), 2 HOURS , SODIUM FLUORIDE PLASMA (2 HR)	209	mg/dL	70-140	GOD - POD

Comment:

It is recommended that FBS and PPBS should be interpreted with respect to their Biological reference ranges and not with each other. Conditions which may lead to lower postprandial glucose levels as compared to fasting glucose levels may be due to reactive hypoglycemia, dietary meal content, duration or timing of sampling after food digestion and absorption, medications such as insulin preparations, sulfonylureas, amylin analogues, or conditions such as overproduction of insulin.

Test Name	Result	Unit	Bio. Ref. Range	Method
ALANINE AMINOTRANSFERASE (ALT/SGPT) , SERUM	34.17	U/L	0-45	IFCC Modified method without PLP

Page 4 of 7

DR. V. SNEHAL
 M.D (PATH)
 Consultant Pathologist



SIN No:SE04766377

This test has been performed at Apollo Health and Lifestyle Ltd/Vizag Lab : Vizag-530017

(CIN - U85110TG2000PLC046089) Regd. Office: 7-1-617/A, 7th Floor, Imperial Towers, Ameerpet, Hyderabad-500016, Telangana. | Email ID:enquiry@apollohl.com

APOLLO CLINICS NETWORK TELANGANA & AP
 Hyderabad (AS Rao Nagar | Chanda Nagar | Jubilee Hills | Kondapur | Manikonda | Nallakunta | Nizampet | Uppal)
 Vizag (Seethamma Peta)
 Online appointments: www.apolloclinic.com

TO BOOK AN APPOINTMENT

1860 500 7788

Patient Name : Mr.SAMBANDI RAVI
 Age/Gender : 36 Y 6 M 0 D/M
 UHID/MR No : CVIS.0000126067
 Visit ID : CVISOPV125450
 Ref Doctor : Dr.SELF
 Emp/Auth/TPA ID : 9959997792

Collected : 01/Jul/2024 08:14AM
 Received : 01/Jul/2024 12:05PM
 Reported : 01/Jul/2024 02:24PM
 Status : Final Report
 Sponsor Name : ARCOFEMI HEALTHCARE LIMITED

DEPARTMENT OF BIOCHEMISTRY

ARCOFEMI - MEDIWHEEL - PMC PACK H - PAN INDIA - FY2324

Comment:

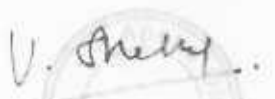
ALT elevations are noted in liver parenchymal diseases, leading to injury / destruction of hepatocytes. ALT levels are seen to be elevated even before the signs and symptoms of the liver injury appear. The ALT levels remain high longer in blood as compared to AST levels. And though both the enzymes increase in liver injury, the rise in ALT is more compared to AST, thus also altering the ALT:AST ratio.

Test Name	Result	Unit	Bio. Ref. Range	Method
BILIRUBIN, TOTAL , SERUM	1.69	mg/dL	0.10-1.20	Diazotized 2,4? Dichloroaniline

Test Name	Result	Unit	Bio. Ref. Range	Method
BUN/CREATININE RATIO , SERUM				
BLOOD UREA NITROGEN	16.9	mg/dL	8.0 - 23.0	Calculated
CREATININE	1.11	mg/dL	0.7-1.2	Jaffe
BUN / CREATININE RATIO	15.24			Calculated

Test Name	Result	Unit	Bio. Ref. Range	Method
CREATININE , SERUM	1.11	mg/dL	0.7-1.2	Jaffe




 DR. V. SNEHAL
 M.D (PATH)
 Consultant Pathologist



SIN No. SE04766377

Apollo Health and Lifestyle Limited Health and Lifestyle Ltd/Vizag Lab : Vizag-530017

(CIN - U85110TG2000PLC046089) Regd. Office: 7-1-617/A, 7th Floor, Imperial Towers, Ameerpet, Hyderabad-500016, Telangana. | Email ID: enquiry@apolloht.com

APOLLO CLINICS NETWORK TELANGANA & AP

Hyderabad (AS Rao Nagar | Chanda Nagar | Jubilee Hills | Kondapur | Manikonda | Nallakunta | Nizampet | Uppal)

Vizag (Seethamma Peta)

Online appointments: www.apolloclinic.com

TO BOOK AN APPOINTMENT

 **1860 500 7788**

Patient Name	: Mr.SAMBANDI RAVI	Collected	: 01/Jul/2024 08:14AM
Age/Gender	: 36 Y 6 M 0 D/M	Received	: 01/Jul/2024 04:09PM
UHID/MR No	: CVIS.0000126067	Reported	: 01/Jul/2024 04:31PM
Visit ID	: CVISOPV125450	Status	: Final Report
Ref Doctor	: Dr.SELF	Sponsor Name	: ARCOFEMI HEALTHCARE LIMITED
Emp/Auth/TPA ID	: 9959997792		

DEPARTMENT OF CLINICAL PATHOLOGY
ARCOFEMI - MEDIWHEEL - PMC PACK H - PAN INDIA - FY2324

Test Name	Result	Unit	Bio. Ref. Range	Method
COMPLETE URINE EXAMINATION (CUE) , URINE				
PHYSICAL EXAMINATION				
COLOUR	PALE YELLOW		PALE YELLOW	Visual
TRANSPARENCY	CLEAR		CLEAR	Physical measurement
pH	5.5		5-7.5	DOUBLE INDICATOR
SP. GRAVITY	1.025		1.002-1.030	Dipstick
BIOCHEMICAL EXAMINATION				
URINE PROTEIN	NEGATIVE		NEGATIVE	PROTEIN ERROR OF INDICATOR
GLUCOSE	NEGATIVE		NEGATIVE	GLUCOSE OXIDASE
URINE BILIRUBIN	NEGATIVE		NEGATIVE	AZO COUPLING REACTION
URINE KETONES (RANDOM)	NEGATIVE		NEGATIVE	SODIUM NITRO PRUSSIDE
UROBILINOGEN	NORMAL		NORMAL	MODIFIED EHRlich REACTION
NITRITE	NEGATIVE		NEGATIVE	Griess reaction
LEUCOCYTE ESTERASE	NEGATIVE		NEGATIVE	Diazonium salt
CENTRIFUGED SEDIMENT WET MOUNT AND MICROSCOPY				
PUS CELLS	2-4	/hpf	0-5	Microscopy
EPITHELIAL CELLS	1-2	/hpf	<10	MICROSCOPY
RBC	0	/hpf	0-2	MICROSCOPY
CASTS	NIL		0-2 Hyaline Cast	MICROSCOPY
CRYSTALS	ABSENT		ABSENT	MICROSCOPY

Comment:

All urine samples are checked for adequacy and suitability before examination. Microscopy findings are reported as an average of 10 high power fields.

*** End Of Report ***

Page 6 of 7



V. Snehal
DR. V. SNEHAL
 M.D (PATH)
 Consultant Pathologist

SIN No: FIR2377752

The test is performed at Apollo Health and Lifestyle Ltd/Vizag Lab : Vizag-530017

(CIN - U85110TG2000PLC046089) Regd. Office: 7-1-617/A, 7th Floor, Imperial Towers, Ameerpet, Hyderabad-500016, Telangana. | Email ID: enquiry@apollohl.com

APOLLO CLINICS NETWORK TELANGANA & AP

Hyderabad (AS Rao Nagar | Chanda Nagar | Jubilee Hills | Kondapur | Manikonda | Nallakunta | Nizampet | Uppal)

Vizag (Seethamma Peta)

Online appointments: www.apolloclinic.com

TO BOOK AN APPOINTMENT

1860 500 7788

Patient Name : Mr.SAMBANDI RAVI
Age/Gender : 36 Y 6 M 0 D/M
UHID/MR No : CVIS.0000126067
Visit ID : CVISOPV125450
Ref Doctor : Dr.SELF
Emp/Auth/TPA ID : 9959997792

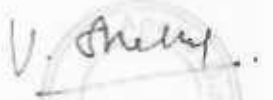
Collected : 01/Jul/2024 08:14AM
Received : 01/Jul/2024 04:09PM
Reported : 01/Jul/2024 04:31PM
Status : Final Report
Sponsor Name : ARCOFEMI HEALTHCARE LIMITED

DEPARTMENT OF CLINICAL PATHOLOGY
ARCOFEMI - MEDIWHEEL - PMC PACK H - PAN INDIA - FY2324



Page 7 of 7




DR. V. SNEHAL
M.D (PATH)
Consultant Pathologist

STN No. LIR2377752

This test has been performed at Apollo Health and Lifestyle Ltd/Vizag Lab : Vizag-530017

(CIN - U85110TG2000PLC046089) Regd. Office: 7-1-617/A, 7th Floor, Imperial Towers, Ameerpet, Hyderabad-500016, Telangana. | Email ID: enquiry@apollohi.com

APOLLO CLINICS NETWORK TELANGANA & AP

Hyderabad (AS Rao Nagar | Chanda Nagar | Jubilee Hills | Kondapur | Manikonda | Nallakunta | Nizampet | Uppal)

Vizag (Seethamma Peta)

Online appointments: www.apolloclinic.com

TO BOOK AN APPOINTMENT

 **1860 500 7788**

Patient ID:	126067	Patient Name:	MR S RAVI 36Y ARCOFEMI
Age:		Sex:	M
Accession Number:		Modality:	CR
Referring Physician:		Study:	CHEST
Study Date:	01-Jul-2024		

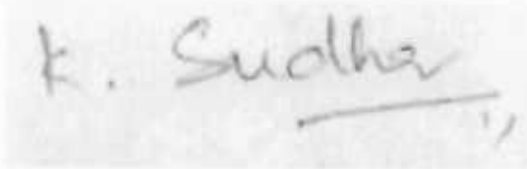
X RAY CHEST PA

Both lung fields and hila are normal .
No obvious active pleuro-parenchymal lesion seen .
Both costophrenic and cardiophrenic angles are clear .
Both diaphragms are normal in position and contour .
Thoracic wall and soft tissues appear normal.

CONCLUSION :

No obvious abnormality seen.

Dr. K SUDHA
RADIOLOGIST



Date: 01-Jul-2024 15:56:53



Name: Mr. SAMBANDI RAVI
 Age/Gender: 36 Y/M
 Address: vskp
 Location: VISAKHAPATNAM, ANDHRA PRADESH
 Doctor:
 Department: LABORATORY
 Rate Plan: VISHAKAPATNAM_20052024
 Sponsor: ARCOFEMI HEALTHCARE LIMITED

MR No: CVIS.0000126067
 Visit ID: CVISOPV125450
 Visit Date: 01-07-2024 08:02
 Discharge Date:
 Referred By: SELF

Vitals:

Date	Pulse (Beats/min)	B.P (mmHg)	Resp (Rate/min)	Temp (F)	Height (cms)	Weight (Kgs)	Body Fat Percentage (%)	Visceral Fat Level (%)	Body Age (Years)	BMI	Waist Circum (cms)	Hip (cms)	Waist (cms)	Waist & Hip Ratio	User
01-07-2024 10:54	89 Beats/min	110/60 mmHg	18 Rate/min	98.6 F	169 cms	66 Kgs	%	%	Years	23.11	cms	cms	cms		AHLL09094



Apollo Health and Lifestyle Limited

(CIN - U85110TG2000PLC046089) Regd. Office: 7-1-617/A, 7th Floor, Imperial Towers, Ameerpet, Hyderabad-500016, Telangana. | Email ID: enquiry@apollohl.com

APOLLO CLINICS NETWORK TELANGANA & AP

Hyderabad (AS Rao Nagar | Chanda Nagar | Jubilee Hills | Kondapur | Manikonda | Nallakunta | Nizampet | Uppal)

Vizag (Seethamma Peta)

Online appointments: www.apolloclinic.com

TO BOOK AN APPOINTMENT

 **1860 500 7788**