

Patient Name : Mr.PRADHAN CHANDRASHEKAR	Collected : 09/Nov/2024 08:33AM
Age/Gender : 53 Y 9 M 8 D/M	Received : 09/Nov/2024 12:19PM
UHID/MR No : CKOR.0000259371	Reported : 09/Nov/2024 01:29PM
Visit ID : CKOROPV431199	Status : Final Report
Ref Doctor : Self	Sponsor Name : ARCOFEMI HEALTHCARE LIMITED
Emp/Auth/TPA ID : 22E36953	

DEPARTMENT OF HAEMATOLOGY

ARCOFEMI - MEDIWHEEL - FULL BODY ANNUAL PLUS ABOVE 50Y MALE - 2D ECHO - PAN INDIA - FY2324

Test Name	Result	Unit	Bio. Ref. Interval	Method
HEMOGRAM , WHOLE BLOOD EDTA				
HAEMOGLOBIN	14.6	g/dL	13-17	Spectrophotometer
PCV	44.40	%	40-50	Electronic pulse & Calculation
RBC COUNT	5.39	Million/cu.mm	4.5-5.5	Electrical Impedance
MCV	82.4	fL	83-101	Calculated
MCH	27	pg	27-32	Calculated
MCHC	32.8	g/dL	31.5-34.5	Calculated
R.D.W	13.9	%	11.6-14	Calculated
TOTAL LEUCOCYTE COUNT (TLC)	8,630	cells/cu.mm	4000-10000	Electrical Impedance
DIFFERENTIAL LEUCOCYTIC COUNT (DLC)				
NEUTROPHILS	60	%	40-80	Electrical Impedance
LYMPHOCYTES	28	%	20-40	Electrical Impedance
EOSINOPHILS	2.9	%	1-6	Electrical Impedance
MONOCYTES	8.9	%	2-10	Electrical Impedance
BASOPHILS	0.2	%	<1-2	Electrical Impedance
ABSOLUTE LEUCOCYTE COUNT				
NEUTROPHILS	5178	Cells/cu.mm	2000-7000	Calculated
LYMPHOCYTES	2416.4	Cells/cu.mm	1000-3000	Calculated
EOSINOPHILS	250.27	Cells/cu.mm	20-500	Calculated
MONOCYTES	768.07	Cells/cu.mm	200-1000	Calculated
BASOPHILS	17.26	Cells/cu.mm	0-100	Calculated
Neutrophil lymphocyte ratio (NLR)	2.14		0.78- 3.53	Calculated
PLATELET COUNT	308000	cells/cu.mm	150000-410000	Electrical impedance
ERYTHROCYTE SEDIMENTATION RATE (ESR)	9	mm/hour	0-15	Capillary photometry
PERIPHERAL SMEAR				

RBCs: are normocytic normochromic

WBCs: are normal in total number with normal distribution and morphology.

Dr. Vidya Aniket Gore
M.B.B.S,M.D(Pathology)
Consultant Pathologist

Dr Priya Murthy
M.B.B.S,M.D(Pathology)
Consultant Pathologist



Patient Name : Mr.PRADHAN CHANDRASHEKAR	Collected : 09/Nov/2024 08:33AM
Age/Gender : 53 Y 9 M 8 D/M	Received : 09/Nov/2024 12:19PM
UHID/MR No : CKOR.0000259371	Reported : 09/Nov/2024 01:29PM
Visit ID : CKOROPV431199	Status : Final Report
Ref Doctor : Self	Sponsor Name : ARCOFEMI HEALTHCARE LIMITED
Emp/Auth/TPA ID : 22E36953	

DEPARTMENT OF HAEMATOLOGY

ARCOFEMI - MEDIWHEEL - FULL BODY ANNUAL PLUS ABOVE 50Y MALE - 2D ECHO - PAN INDIA - FY2324


PLATELETS: appear adequate in number.

HEMOPARASITES: negative

IMPRESSION: NORMOCYTIC NORMOCHROMIC BLOOD PICTURE



Dr. Vidya Aniket Gore
M.B.B.S,M.D(Pathology)
Consultant Pathologist



Dr Priya Murthy
M.B.B.S,M.D(Pathology)
Consultant Pathologist



Patient Name	: Mr.PRADHAN CHANDRASHEKAR	Collected	: 09/Nov/2024 08:33AM
Age/Gender	: 53 Y 9 M 8 D/M	Received	: 09/Nov/2024 12:24PM
UHID/MR No	: CKOR.0000259371	Reported	: 09/Nov/2024 02:34PM
Visit ID	: CKOROPV431199	Status	: Final Report
Ref Doctor	: Self	Sponsor Name	: ARCOFEMI HEALTHCARE LIMITED
Emp/Auth/TPA ID	: 22E36953		

DEPARTMENT OF BIOCHEMISTRY

ARCOFEMI - MEDIWHEEL - FULL BODY ANNUAL PLUS ABOVE 50Y MALE - 2D ECHO - PAN INDIA - FY2324

Test Name	Result	Unit	Bio. Ref. Interval	Method
HBA1C (GLYCATED HEMOGLOBIN) , WHOLE BLOOD EDTA				
HBA1C, GLYCATED HEMOGLOBIN	6.9	%		HPLC
ESTIMATED AVERAGE GLUCOSE (eAG)	151	mg/dL		Calculated

Comment:

Reference Range as per American Diabetes Association (ADA) 2023 Guidelines:

REFERENCE GROUP	HBA1C %
NON DIABETIC	<5.7
PREDIABETES	5.7 – 6.4
DIABETES	≥ 6.5
DIABETICS	
EXCELLENT CONTROL	6 – 7
FAIR TO GOOD CONTROL	7 – 8
UNSATISFACTORY CONTROL	8 – 10
POOR CONTROL	>10

Note: Dietary preparation or fasting is not required.

1. HbA1c is recommended by American Diabetes Association for Diagnosing Diabetes and monitoring Glycemic Control by American Diabetes Association guidelines 2023.

2. Trends in HbA1c values is a better indicator of Glycemic control than a single test.

3. Low HbA1c in Non-Diabetic patients are associated with Anemia (Iron Deficiency/Hemolytic), Liver Disorders, Chronic Kidney Disease. Clinical Correlation is advised in interpretation of low Values.

4. Falsely low HbA1c (below 4%) may be observed in patients with clinical conditions that shorten erythrocyte life span or decrease mean erythrocyte age. HbA1c may not accurately reflect glycemic control when clinical conditions that affect erythrocyte survival are present.

5. In cases of Interference of Hemoglobin variants in HbA1c, alternative methods (Fructosamine) estimation is recommended for Glycemic Control

A: HbF >25%

B: Homozygous Hemoglobinopathy.

(Hb Electrophoresis is recommended method for detection of Hemoglobinopathy)

Dr.Govinda Raju N L
MSc,PhD(Biochemistry)
Consultant Biochemistry

Dr Priya Murthy
M.B.B.S,M.D(Pathology)
Consultant Pathologist



SIN No:KOR241100423

Apollo Health and Lifestyle Limited, RRL BANGALORE Laboratory

Regd. Office: 10/22/20, A. B. K. Rangaswami Chaudhary, 4th Floor, Bangalore, Hyderabad, Bangalore - 560016

www.apolloclinics.com | Email: info@apolloclinics.com, Ph: No: 080-9661 7777, Fax: No: 080-9661 7766

APOLLOCLINICS NETWORK

Telangana: Hyderabad | Andhra Pradesh: Vizag | Karnataka: Bangalore | Kerala: Kochi | Odisha: Bhubaneswar | West Bengal: Kolkata | Maharashtra: Mumbai | Gujarat: Gandhinagar | Rajasthan: Jaipur | Haryana: Gurgaon | Punjab: Chandigarh | Uttar Pradesh: Lucknow | Bihar: Patna | Jharkhand: Ranchi | Assam: Dispur | Arunachal Pradesh: Itanagar | Manipal: Imphal | Mizoram: Aizawl | Nagaland: Kohima | Sikkim: Gangtok | Jammu & Kashmir: Srinagar | Himachal Pradesh: Shimla | Uttarakhand: Dehradun | Jharkhand: Ranchi | Chhattisgarh: Raipur | Madhya Pradesh: Bhopal | Uttar Pradesh: Lucknow | Bihar: Patna | West Bengal: Kolkata | Odisha: Bhubaneswar | Kerala: Kochi | Karnataka: Bangalore | Andhra Pradesh: Hyderabad | Telangana: Hyderabad | Maharashtra: Mumbai | Gujarat: Gandhinagar | Rajasthan: Jaipur | Haryana: Gurgaon | Punjab: Chandigarh | Uttar Pradesh: Lucknow | Bihar: Patna | Jharkhand: Ranchi | Assam: Dispur | Arunachal Pradesh: Itanagar | Manipal: Imphal | Mizoram: Aizawl | Nagaland: Kohima | Sikkim: Gangtok | Jammu & Kashmir: Srinagar | Himachal Pradesh: Shimla | Uttarakhand: Dehradun | Chhattisgarh: Raipur | Madhya Pradesh: Bhopal

Patient Name : Mr.PRADHAN CHANDRASHEKAR	Collected : 09/Nov/2024 08:33AM
Age/Gender : 53 Y 9 M 8 D/M	Received : 09/Nov/2024 01:14PM
UHID/MR No : CKOR.0000259371	Reported : 09/Nov/2024 03:26PM
Visit ID : CKOROPV431199	Status : Final Report
Ref Doctor : Self	Sponsor Name : ARCOFEMI HEALTHCARE LIMITED
Emp/Auth/TPA ID : 22E36953	

DEPARTMENT OF BIOCHEMISTRY


ARCOFEMI - MEDIWHEEL - FULL BODY ANNUAL PLUS ABOVE 50Y MALE - 2D ECHO - PAN INDIA - FY2324

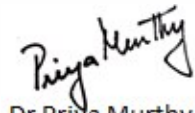
Test Name	Result	Unit	Bio. Ref. Interval	Method
LIPID PROFILE , SERUM				
TOTAL CHOLESTEROL	139	mg/dL	<200	CHO-POD
TRIGLYCERIDES	94	mg/dL	<150	GPO-POD
HDL CHOLESTEROL	51	mg/dL	40-60	Enzymatic Immunoinhibition
NON-HDL CHOLESTEROL	88	mg/dL	<130	Calculated
LDL CHOLESTEROL	69.3	mg/dL	<100	Calculated
VLDL CHOLESTEROL	18.8	mg/dL	<30	Calculated
CHOL / HDL RATIO	2.73		0-4.97	Calculated
ATHEROGENIC INDEX (AIP)	< 0.01		<0.11	Calculated

Comment:

Reference Interval as per National Cholesterol Education Program (NCEP) Adult Treatment Panel III Report.

	Desirable	Borderline High	High	Very High
TOTAL CHOLESTEROL	< 200	200 - 239	≥ 240	
TRIGLYCERIDES	<150	150 - 199	200 - 499	≥ 500
LDL	Optimal < 100 Near Optimal 100-129	130 - 159	160 - 189	≥ 190
HDL	≥ 60			
NON-HDL CHOLESTEROL	Optimal <130; Above Optimal 130-159	160-189	190-219	>220


Dr.Govinda Raju N L
MSc,PhD(Biochemistry)
Consultant Biochemistry


Dr Priya Murthy
M.B.B.S,M.D(Pathology)
Consultant Pathologist



SIN No:KOR241100422

This test has been performed at Apollo Health & Lifestyle Ltd, RRL BANGALORE Laboratory.

APOLLO HEALTH AND LIFESTYLE LIMITED - 10th FLOOR, 10th BANGALORE
Apollo Health and Lifestyle Limited
Regd. Office: 10/10/2020, A Block, 10th Floor, 10th B, 10th Floor, 10th B, Bangalore, Karnataka, India. Bangalore - 560016.
www.apolloclinics.com | Email ID: enquiry@apolloclinics.com, Ph.No: 080-4864 7777, Fax No: 4864 7766

APOLLO CLINICS NETWORK

Telangana: Hyderabad | Andhra Pradesh: Vizag | Karnataka: Bangalore | Kerala: Kochi | Tamil Nadu: Chennai | Maharashtra: Mumbai | Gujarat: Gandhinagar | Odisha: Bhubaneswar | West Bengal: Kolkata | Assam: Dispur | Jharkhand: Ranchi | Himachal Pradesh: Chandigarh | Punjab: Ludhiana | Uttar Pradesh: Lucknow | Bihar: Patna | Madhya Pradesh: Bhopal | Rajasthan: Jaipur | Haryana: Gurgaon | Chandigarh: Chandigarh | Jammu & Kashmir: Srinagar | Himachal Pradesh: Shimla | Uttarakhand: Dehradun | Jharkhand: Ranchi | West Bengal: Kolkata | Assam: Dispur | Jharkhand: Ranchi | Himachal Pradesh: Chandigarh | Punjab: Ludhiana | Uttar Pradesh: Lucknow | Bihar: Patna | Madhya Pradesh: Bhopal | Rajasthan: Jaipur | Haryana: Gurgaon | Chandigarh: Chandigarh | Jammu & Kashmir: Srinagar | Himachal Pradesh: Shimla | Uttarakhand: Dehradun

Patient Name : Mr.PRADHAN CHANDRASHEKAR	Collected : 09/Nov/2024 08:33AM
Age/Gender : 53 Y 9 M 8 D/M	Received : 09/Nov/2024 01:14PM
UHID/MR No : CKOR.0000259371	Reported : 09/Nov/2024 03:26PM
Visit ID : CKOROPV431199	Status : Final Report
Ref Doctor : Self	Sponsor Name : ARCOFEMI HEALTHCARE LIMITED
Emp/Auth/TPA ID : 22E36953	


DEPARTMENT OF BIOCHEMISTRY

ARCOFEMI - MEDIWHEEL - FULL BODY ANNUAL PLUS ABOVE 50Y MALE - 2D ECHO - PAN INDIA - FY2324

Test Name	Result	Unit	Bio. Ref. Interval	Method
RENAL PROFILE/KIDNEY FUNCTION TEST (RFT/KFT) , SERUM				
CREATININE	0.93	mg/dL	0.84 - 1.25	Modified Jaffe, Kinetic
UREA	20.50	mg/dL	17-43	GLDH, Kinetic Assay
BLOOD UREA NITROGEN	9.6	mg/dL	8.0 - 23.0	Calculated
URIC ACID	6.20	mg/dL	3.5-7.2	Uricase PAP
CALCIUM	9.90	mg/dL	8.8-10.6	Arsenazo III
PHOSPHORUS, INORGANIC	3.53	mg/dL	2.5-4.5	Phosphomolybdate Complex
SODIUM	136	mmol/L	136-146	ISE (Indirect)
POTASSIUM	5.4	mmol/L	3.5-5.1	ISE (Indirect)
CHLORIDE	104	mmol/L	101-109	ISE (Indirect)
PROTEIN, TOTAL	8.55	g/dL	6.6-8.3	Biuret
ALBUMIN	4.74	g/dL	3.5-5.2	BROMO CRESOL GREEN
GLOBULIN	3.81	g/dL	2.0-3.5	Calculated
A/G RATIO	1.24		0.9-2.0	Calculated



Dr. Govinda Raju N L
MSc, PhD (Biochemistry)
Consultant Biochemistry



Dr. Priya Murthy
M.B.B.S, M.D (Pathology)
Consultant Pathologist



SIN No: KOR241100422

Apollo Health and Lifestyle Limited

This test has been performed at Apollo Health & Lifestyle Ltd, RRL BANGALORE Laboratory

Regd. Office: 10/22/20, Anand Nagar, 4th Cross, 4th Stage, 4th Block, Bengaluru, Karnataka, India. Phone: 9845678901

www.apolloclinic.com | Email: info@apolloclinic.com, Ph: No: 080-4664 7777, Fax: No: 4664 7766

APOLLO CLINIC'S NETWORK

Telangana: Hyderabad | Andhra Pradesh: Visakhapatnam | Karnataka: Bangalore | Kerala: Kochi | Maharashtra: Mumbai | Gujarat: Gandhinagar

Odisha: Bhubaneswar | West Bengal: Kolkata | Tamil Nadu: Chennai | Punjab: Chandigarh | Haryana: Gurgaon | Rajasthan: Jaipur

Patient Name : Mr.PRADHAN CHANDRASHEKAR	Collected : 09/Nov/2024 08:33AM
Age/Gender : 53 Y 9 M 8 D/M	Received : 09/Nov/2024 01:14PM
UHID/MR No : CKOR.0000259371	Reported : 09/Nov/2024 03:11PM
Visit ID : CKOROPV431199	Status : Final Report
Ref Doctor : Self	Sponsor Name : ARCOFEMI HEALTHCARE LIMITED
Emp/Auth/TPA ID : 22E36953	

DEPARTMENT OF BIOCHEMISTRY**ARCOFEMI - MEDIWHEEL - FULL BODY ANNUAL PLUS ABOVE 50Y MALE - 2D ECHO - PAN INDIA - FY2324**

Test Name	Result	Unit	Bio. Ref. Interval	Method
GAMMA GLUTAMYL TRANSPEPTIDASE (GGT) , SERUM	28.00	U/L	<55	IFCC

Dr Priya Murthy
M.B.B.S,M.D(Pathology)
Consultant Pathologist



SIN No: CKOR241100422 | APOLLO HEALTHCARE LIMITED - RRL BANGALORE

This test has been performed at Apollo Health & Lifestyle Ltd, RRL BANGALORE Laboratory

Apollo Health & Lifestyle Ltd, RRL BANGALORE Laboratory
RRL BANGALORE: 100 Feet, Apollo Building, 4th Floor, 4th Cross, Ring Road, Mysore Road, Bengaluru, Karnataka - 560001
www.apolloclinic.com | Email ID: rrl@apolloclinic.com, Ph No: 080-4864 7777, Fax No: 4864 7788Apollo Health & Lifestyle Ltd, RRL BANGALORE Laboratory
RRL BANGALORE: 100 Feet, Apollo Building, 4th Floor, 4th Cross, Ring Road, Mysore Road, Bengaluru, Karnataka - 560001
www.apolloclinic.com | Email ID: rrl@apolloclinic.com, Ph No: 080-4864 7777, Fax No: 4864 7788

APOLLO CLINIC'S NETWORK

Telangana: Hyderabad | Andhra Pradesh: Vizag | Karnataka: Bangalore | Gujarat: Ahmedabad | Maharashtra: Mumbai | West Bengal: Kolkata | Haryana: Gurgaon | Rajasthan: Jaipur | Madhya Pradesh: Bhopal | Uttar Pradesh: Lucknow | Bihar: Patna | Jharkhand: Ranchi | Odisha: Bhubaneswar | Assam: Dispur | Punjab: Chandigarh | Himachal Pradesh: Shimla | Jammu & Kashmir: Srinagar | Arunachal Pradesh: Itanagar | Manipal: Imphal | Mizoram: Aizawl | Nagaland: Kohima | Tripura: Agartala | Meghalaya: Shillong | Assam: Dispur | West Bengal: Kolkata | Jharkhand: Ranchi | Odisha: Bhubaneswar | Assam: Dispur | Punjab: Chandigarh | Himachal Pradesh: Shimla | Jammu & Kashmir: Srinagar | Arunachal Pradesh: Itanagar | Manipal: Imphal | Mizoram: Aizawl | Nagaland: Kohima | Tripura: Agartala | Meghalaya: Shillong

Patient Name : Mr.PRADHAN CHANDRASHEKAR	Collected : 09/Nov/2024 08:33AM
Age/Gender : 53 Y 9 M 8 D/M	Received : 09/Nov/2024 01:10PM
UHID/MR No : CKOR.0000259371	Reported : 09/Nov/2024 09:48PM
Visit ID : CKOROPV431199	Status : Final Report
Ref Doctor : Self	Sponsor Name : ARCOFEMI HEALTHCARE LIMITED
Emp/Auth/TPA ID : 22E36953	

DEPARTMENT OF IMMUNOLOGY

ARCOFEMI - MEDIWHEEL - FULL BODY ANNUAL PLUS ABOVE 50Y MALE - 2D ECHO - PAN INDIA - FY2324

Test Name	Result	Unit	Bio. Ref. Interval	Method
THYROID PROFILE TOTAL (T3, T4, TSH) , SERUM				
TRI-IODOTHYRONINE (T3, TOTAL)	1.2	ng/mL	0.7-2.04	CLIA
THYROXINE (T4, TOTAL)	10.6	µg/dL	5.48-14.28	CLIA
THYROID STIMULATING HORMONE (TSH)	0.862	µIU/mL	0.34-5.60	CLIA


Comment:

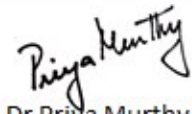
For pregnant females	Bio Ref Range for TSH in uIU/ml (As per American Thyroid Association)
First trimester	0.1 - 2.5
Second trimester	0.2 – 3.0
Third trimester	0.3 – 3.0

1. TSH is a glycoprotein hormone secreted by the anterior pituitary. TSH activates production of T3 (Triiodothyronine) and its prohormone T4 (Thyroxine). Increased blood level of T3 and T4 inhibit production of TSH.
2. TSH is elevated in primary hypothyroidism and will be low in primary hyperthyroidism. Elevated or low TSH in the context of normal free thyroxine is often referred to as sub-clinical hypo- or hyperthyroidism respectively.
3. Both T4 & T3 provides limited clinical information as both are highly bound to proteins in circulation and reflects mostly inactive hormone. Only a very small fraction of circulating hormone is free and biologically active.
4. Significant variations in TSH can occur with circadian rhythm, hormonal status, stress, sleep deprivation, medication & circulating antibodies.

TSH	T3	T4	FT4	Conditions
High	Low	Low	Low	Primary Hypothyroidism, Post Thyroidectomy, Chronic Autoimmune Thyroiditis
High	N	N	N	Subclinical Hypothyroidism, Autoimmune Thyroiditis, Insufficient Hormone Replacement Therapy.
N/Low	Low	Low	Low	Secondary and Tertiary Hypothyroidism
Low	High	High	High	Primary Hyperthyroidism, Goitre, Thyroiditis, Drug effects, Early Pregnancy
Low	N	N	N	Subclinical Hyperthyroidism
Low	Low	Low	Low	Central Hypothyroidism, Treatment with Hyperthyroidism
Low	N	High	High	Thyroiditis, Interfering Antibodies
N/Low	High	N	N	T3 Thyrotoxicosis, Non thyroidal causes




Dr. Govinda Raju N L
 MSc, PhD(Biochemistry)
 Consultant Biochemistry


Dr Priya Murthy
 M.B.B.S, M.D(Pathology)
 Consultant Pathologist

SIN No. KOR241100418

This test has been performed at Apollo Health & Lifestyle Limited, RRL BANGALORE Laboratory.

APOLLO HEALTH AND LIFESTYLE LIMITED | APOLLO HEALTH CARE LIMITED | PUNE | TELANGANA

Regd. Office: 10/82/20, Anand Nagar, Bangalore 560025. Karnataka, India. Bangalore: 9845611111

www.apolloclinic.com | Email ID: enquiry@apolloclinic.com, Ph: No: 080-9661 7777, Fax No: 080-9661 7766

APOLLO CLINIC'S SERVICES

Telangana: Hyderabad | 45 Rao Nagar | Chanda Nagar | Kondaiah | Balakrishna | Hyderabad | Varadola | Upper | Another Franchise: Mangalagiri | Karnataka: Bangalore: Basavanagudi | Bellandur | Electronic City | Frazer Town | HSR Layout | Indira Nagar | IT Nagar | Jayanagar | Jayanagar 2nd Stage | Jayanagar 4th Stage | Jayanagar 5th Stage | Jayanagar 6th Stage | Jayanagar 7th Stage | Jayanagar 8th Stage | Jayanagar 9th Stage | Jayanagar 10th Stage | Jayanagar 11th Stage | Jayanagar 12th Stage | Jayanagar 13th Stage | Jayanagar 14th Stage | Jayanagar 15th Stage | Jayanagar 16th Stage | Jayanagar 17th Stage | Jayanagar 18th Stage | Jayanagar 19th Stage | Jayanagar 20th Stage | Jayanagar 21st Stage | Jayanagar 22nd Stage | Jayanagar 23rd Stage | Jayanagar 24th Stage | Jayanagar 25th Stage | Jayanagar 26th Stage | Jayanagar 27th Stage | Jayanagar 28th Stage | Jayanagar 29th Stage | Jayanagar 30th Stage | Jayanagar 31st Stage | Jayanagar 32nd Stage | Jayanagar 33rd Stage | Jayanagar 34th Stage | Jayanagar 35th Stage | Jayanagar 36th Stage | Jayanagar 37th Stage | Jayanagar 38th Stage | Jayanagar 39th Stage | Jayanagar 40th Stage | Jayanagar 41st Stage | Jayanagar 42nd Stage | Jayanagar 43rd Stage | Jayanagar 44th Stage | Jayanagar 45th Stage | Jayanagar 46th Stage | Jayanagar 47th Stage | Jayanagar 48th Stage | Jayanagar 49th Stage | Jayanagar 50th Stage | Jayanagar 51st Stage | Jayanagar 52nd Stage | Jayanagar 53rd Stage | Jayanagar 54th Stage | Jayanagar 55th Stage | Jayanagar 56th Stage | Jayanagar 57th Stage | Jayanagar 58th Stage | Jayanagar 59th Stage | Jayanagar 60th Stage | Jayanagar 61st Stage | Jayanagar 62nd Stage | Jayanagar 63rd Stage | Jayanagar 64th Stage | Jayanagar 65th Stage | Jayanagar 66th Stage | Jayanagar 67th Stage | Jayanagar 68th Stage | Jayanagar 69th Stage | Jayanagar 70th Stage | Jayanagar 71st Stage | Jayanagar 72nd Stage | Jayanagar 73rd Stage | Jayanagar 74th Stage | Jayanagar 75th Stage | Jayanagar 76th Stage | Jayanagar 77th Stage | Jayanagar 78th Stage | Jayanagar 79th Stage | Jayanagar 80th Stage | Jayanagar 81st Stage | Jayanagar 82nd Stage | Jayanagar 83rd Stage | Jayanagar 84th Stage | Jayanagar 85th Stage | Jayanagar 86th Stage | Jayanagar 87th Stage | Jayanagar 88th Stage | Jayanagar 89th Stage | Jayanagar 90th Stage | Jayanagar 91st Stage | Jayanagar 92nd Stage | Jayanagar 93rd Stage | Jayanagar 94th Stage | Jayanagar 95th Stage | Jayanagar 96th Stage | Jayanagar 97th Stage | Jayanagar 98th Stage | Jayanagar 99th Stage | Jayanagar 100th Stage




Patient Name	: Mr.PRADHAN CHANDRASHEKAR	Collected	: 09/Nov/2024 08:33AM
Age/Gender	: 53 Y 9 M 8 D/M	Received	: 09/Nov/2024 01:10PM
UHID/MR No	: CKOR.0000259371	Reported	: 09/Nov/2024 09:48PM
Visit ID	: CKOROPV431199	Status	: Final Report
Ref Doctor	: Self	Sponsor Name	: ARCOFEMI HEALTHCARE LIMITED
Emp/Auth/TPA ID	: 22E36953		


DEPARTMENT OF IMMUNOLOGY

ARCOFEMI - MEDIWHEEL - FULL BODY ANNUAL PLUS ABOVE 50Y MALE - 2D ECHO - PAN INDIA - FY2324

High	High	High	High	Pituitary Adenoma; TSHoma/Thyrotropinoma
------	------	------	------	--



Dr.Govinda Raju N L
MSc,PhD(Biochemistry)
Consultant Biochemistry



Dr Priya Murthy
M.B.B.S,M.D(Pathology)
Consultant Pathologist



SIN No.KOR241100418

This test has been performed at Apollo Health & Lifestyle Ltd, RRL BANGALORE Laboratory

APOLLO HEALTH AND LIFESTYLE LIMITED - RRL BANGALORE

Apollo Health and Lifestyle Limited

Regd. Office: 10, 82nd, Anand Nagar, 1st & 2nd Cross, Anand Nagar, Bangalore, Karnataka, India. Regd. Office: 981016

www.apolloclinic.com | Email ID: enquiry@apolloclinic.com, Ph No: 080-4664 7777, Fax No: 4664 7766

APOLLO CLINIC'S NETWORK

Telengana: Hyderabad (45 Rao Nagar) | Chandigarh: Chandigarh | Karnataka: Bangalore (45 Rao Nagar) | Kerala: Kochi (11th Cross) | Madhya Pradesh: Indore (11th Cross) | Maharashtra: Pune (11th Cross) | Tamil Nadu: Chennai (11th Cross) | West Bengal: Kolkata (11th Cross)

Other Pradesh: Ahmedabad (11th Cross) | Assam: Guwahati (11th Cross) | Bihar: Patna (11th Cross) | Gujarat: Gandhinagar (11th Cross) | Haryana: Gurgaon (11th Cross) | Himachal Pradesh: Shimla (11th Cross) | Jharkhand: Ranchi (11th Cross) | Odisha: Bhubaneswar (11th Cross) | Punjab: Ludhiana (11th Cross) | Rajasthan: Jaipur (11th Cross) | Uttar Pradesh: Lucknow (11th Cross)

Patient Name : Mr.PRADHAN CHANDRASHEKAR	Collected : 09/Nov/2024 11:14AM
Age/Gender : 53 Y 9 M 8 D/M	Received : 09/Nov/2024 01:49PM
UHID/MR No : CKOR.0000259371	Reported : 09/Nov/2024 03:20PM
Visit ID : CKOROPV431199	Status : Final Report
Ref Doctor : Self	Sponsor Name : ARCOFEMI HEALTHCARE LIMITED
Emp/Auth/TPA ID : 22E36953	


DEPARTMENT OF CLINICAL PATHOLOGY

ARCOFEMI - MEDIWHEEL - FULL BODY ANNUAL PLUS ABOVE 50Y MALE - 2D ECHO - PAN INDIA - FY2324

Test Name	Result	Unit	Bio. Ref. Interval	Method
URINE GLUCOSE(POST PRANDIAL)	NEGATIVE		NEGATIVE	GOD-POD



Dr.Vidya Aniket Gore
M.B.B.S,M.D(Pathology)
Consultant Pathologist



Dr Priya Murthy
M.B.B.S,M.D(Pathology)
Consultant Pathologist



ARCOFEMI FULL BODY PLUS - RRL BANGALORE

APOLLO CLINIC BANGALORE LABORATORY UNIT - RRL BANGALORE

SIN No: CKOR241100565

Address:
100/100/100, Doddabangalore Chigga, RRL BANGALORE, Karnataka




This test has been performed at Apollo Health & Lifestyle Ltd, RRL BANGALORE Laboratory

Patient Name	: Mr.PRADHAN CHANDRASHEKAR	Collected	: 09/Nov/2024 08:33AM
Age/Gender	: 53 Y 9 M 8 D/M	Received	: 09/Nov/2024 01:14PM
UHID/MR No	: CKOR.0000259371	Reported	: 09/Nov/2024 02:08PM
Visit ID	: CKOROPV431199	Status	: Final Report
Ref Doctor	: Self	Sponsor Name	: ARCOFEMI HEALTHCARE LIMITED
Emp/Auth/TPA ID	: 22E36953		

TERMS AND CONDITIONS GOVERNING THIS REPORT

1. Reported results are for information and interpretation of the referring doctor or such other medical professionals, who understand reporting units, reference ranges and limitation of technologies. Laboratories not be responsible for any interpretation whatsoever.
2. It is presumed that the tests performed are, on the specimen / sample being to the patient named or identified and the verifications of particulars have been confirmed by the patient or his / her representative at the point of generation of said specimen.
3. The reported results are restricted to the given specimen only. Results may vary from lab to lab and from time to time for the same parameter for the same patient (within subject biological variation).
4. The patient details along with their results in certain cases like notifiable diseases and as per local regulatory requirements will be communicated to the assigned regulatory bodies.
5. The patient samples can be used as part of internal quality control, test verification, data analysis purposes within the testing scope of the laboratory.
6. This report is not valid for medico legal purposes. It is performed to facilitate medical diagnosis only.


Dr. Rajalakshmi D
 M.B.B.S, M.D
 Consultant Pathologist


Dr. Vidya Aniket Gore
 M.B.B.S, M.D (Pathology)
 Consultant Pathologist



THIS TEST HAS BEEN PERFORMED AT APOLLO HEALTH

Apollo Health and Lifestyle Limited

SIN No: KOR241100421
 Apollo Health and Lifestyle Limited, 10th Floor, Ring Road, Hebbal Road, Bangalore - 560029
 www.apolloclinic.com | Email: info@apolloclinic.com, Ph No: 080-9699 2277, Fax No: 9699 2244

Address:
 Apollo Health and Lifestyle Limited, 10th Floor, Ring Road, Hebbal Road, Bangalore - 560029

1860 500 7788
 www.apolloclinic.com

Patient Name	: Mr. PRADHAN CHANDRASHEKAR	Age	: 53Yrs 9Mths 9Days
UHID	: CKOR.0000259371	OP Visit No.	: CKOROPV431199
Printed On	: 09-11-2024 04:52 AM	Advised/Pres Doctor	: --
Department	: Radiology	Qualification	: --
Referred By	: Self	Registration No.	: --
Employeer Id	: 22E36953		

DEPARTMENT OF RADIOLOGY

ULTRASOUND ABDOMEN AND PELVIS

FINDINGS:

Liver is normal in size(12.0 cms) and shows increased echotexture. No biliary dilatation. No focal lesion

CBD is not dilated.

Portal vein is normal in size, course and calibre.

Gall bladder is normal without evidence of calculi, wall thickening or pericholecystic fluid.

Pancreas to the extent visualized, appears normal in size, contour and echogenicity

Spleen is normal in size, shape, contour and echopattern. No evidence of mass or focal lesions.

Right Kidney is normal in size, position, shape and echopattern. Corticomedullary differentiation is maintained. No evidence of calculi or hydronephrosis.

Left Kidney is normal in size, position, shape and echopattern. Corticomedullary differentiation is maintained. No evidence of calculi or hydronephrosis.

Retroperitoneum – Obscured by bowel gas. No significant lymphadenopathy.

Urinary Bladder well distended. wall thickness is normal. No evidence of calculi, mass or mural lesion.

Prostate: normal in size and echotexture.

There is no ascites.


IMPRESSION: GRADE I FATTY LIVER

---End Of The Report---



Dr.VINOD P JOSEPH
MBBS, DNB, DMRD

25487
Radiology



Patient Name	: Mr. PRADHAN CHANDRASHEKAR	Age	: 53Yrs 9Mths 12Days
UHID	: CKOR.0000259371	OP Visit No.	: CKOROPV431199
Printed On	: 12-11-2024 05:50 AM	Advised/Pres Doctor	: --
Department	: Cardiology	Qualification	: --
Referred By	: Self	Registration No.	: --
Employer Id	: 22E36953		

DEPARTMENT OF CARDIOLOGY

TMT DONE(POSITIVE)

---End Of The Report---



Dr.MOHAN MURALI
MBBS, DNB General Medicine, DrNB Cardiology
ANP20130001911KTK
Cardiology

Patient Name	: Mr. PRADHAN CHANDRASHEKAR	Age	: 53Yrs 9Mths 9Days
UHID	: CKOR.0000259371	OP Visit No.	: CKOROPV431199
Printed On	: 09-11-2024 06:36 AM	Advised/Pres Doctor	: --
Department	: Cardiology	Qualification	: --
Referred By	: Self	Registration No.	: --
Employeer Id	: 22E36953		

DEPARTMENT OF CARDIOLOGY

Observation :-

1. Normal Sinus Rhythm.
2. Heart rate is 80 beats per minutes.
3. No pathological Q wave or ST-T changes seen.
4. Normal P,Q,R,S,T waves and axis.
5. No evidence of chamber, hypertrophy or enlargement seen.

Impression:

NORMAL RESTING ECG.

NOTE:KINDLY TAKE A PHOTOCOPY OF THE GRAPH FOR FUTURE REFERENCE IF NEEDED

---End Of The Report---



Dr.MOHAN MURALI
MBBS, DNB General Medicine, DrNB Cardiology
ANP20130001911KTK
Cardiology

NPS Done

Name : Mr. PRADHAN CHANDRASHEKAR
Address : Koramangala Vi Bk Bangalore Karnataka INDIA 560095
Plan : ARCOFEMI MEDIWHEEL MALE AHC
CREDIT PAN INDIA OP AGREEMENT

Age : 53Y 9M 8D
sex : Male

UHID : CKOR.0000259371

CKOR.0000259371

OP No: CKOROPV431199
Bill No: CKOR-OCR-85199
Date: Nov 9th, 2024, 8:14 AM

Sno.	Service Type/Service Name	Department	
	ARCOFEMI - MEDIWHEEL - FULL BODY ANNUAL PLUS ABOVE 50Y MALE - 2D ECHO - PAN INDIA - FY2324		
1	DENTAL CONSULTATION (15)	Consultation	<input type="checkbox"/>
2	PROSTATIC SPECIFIC ANTIGEN (PSA TOTAL)	Biochemistry	<input type="checkbox"/>
3	THYROID PROFILE (TOTAL T3, TOTAL T4, TSH)	Biochemistry	<input type="checkbox"/>
4	HbA1c, GLYCATED HEMOGLOBIN	Biochemistry	<input type="checkbox"/>
5	ULTRASOUND - WHOLE ABDOMEN (18)	Ultrasound Radiology	<input type="checkbox"/>
6	OPT HAL BY GENERAL PHYSICIAN (20)	Consultation	<input type="checkbox"/>
7	ENT CONSULTATION (Dr. Kiran)	Consultation	<input type="checkbox"/>
8	DIET CONSULTATION		<input type="checkbox"/>
9	FITNESS BY GENERAL PHYSICIAN	Consultation	<input type="checkbox"/>
10	2 D ECHO (11) TMT - 09.	Cardiology	<input type="checkbox"/>
11	X-RAY CHEST PA	X Ray Radiology	<input type="checkbox"/>
12	ECG (12)	Cardiology	<input type="checkbox"/>
13	BODY MASS INDEX (BMI)	General	<input type="checkbox"/>
14	BLOOD GROUP ABO AND RH FACTOR	Blood Bank	<input type="checkbox"/>
15	COMPLETE URINE EXAMINATION	Clinical Pathology	<input type="checkbox"/>
16	HEMOGRAM + PERIPHERAL SMEAR	Haematology	<input type="checkbox"/>
17	RENAL PROFILE/RENAL FUNCTION TEST (RFT/KFT)	Biochemistry	<input type="checkbox"/>
18	GAMMA GLUTAMYL TRANSFERASE (GGT)	Biochemistry	<input type="checkbox"/>
19	LIVER FUNCTION TEST (LFT)	Biochemistry	<input type="checkbox"/>
20	LIPID PROFILE	Biochemistry	<input type="checkbox"/>
21	URINE GLUCOSE (POST PRANDIAL)	Clinical Pathology	<input type="checkbox"/>
22	URINE GLUCOSE (FASTING)	Clinical Pathology	<input type="checkbox"/>
23	GLUCOSE, POST PRANDIAL (PP), 2 HOURS (POST MEAL)	Biochemistry	<input type="checkbox"/>
24	GLUCOSE, FASTING	Biochemistry	<input type="checkbox"/>

*Physio - 17
Dental - 15*

*BP - 150/90 mmHg
PA - 83 lmt*

*wt - 60.2 kg
Ht - 166 cm*

Bp - 163/99 mmHg (11)

(1) 167/100 mmHg

PA - 94 lmt



Apollo Clinic

Consent Form

Patient Name: Pradhan Age:
UHID Number: Company Name: B.O.B

I Mr/Mrs/Miss: Pradhan Employee of

(Company) want to inform you that I am not getting the... ophthal

Test which is a part of health check package

Instea kcho OTMT will be done

Reason If any: consultation on Monday

And I claim the above statement in my full consciousness.

Patient Signature: [Signature] Date: 09/11/24



**Apollo Medical
Centre**
Expertise Closer to you

Patient Name : Mr P Chandrashekar

Patient ID:259371

Age : 53Year(s)

Sex: Male

Referring Doctor : H/C

Date:09.11.2024

ULTRASOUND ABDOMEN AND PELVIS

FINDINGS:

Liver is normal in size(12.0 cms) and shows increased echotexture. No biliary dilatation. No focal lesion

CBD is not dilated.

Portal vein is normal in size, course and calibre.

Gall bladder is normal without evidence of calculi, wall thickening or pericholecystic fluid.

Pancreas to the extent visualized, appears normal in size, contour and echogenicity

Spleen is normal in size, shape, contour and echopattern. No evidence of mass or focal lesions.

Right Kidney is normal in size, position, shape and echopattern. Corticomedullary differentiation is maintained. No evidence of calculi or hydronephrosis.

Left Kidney is normal in size, position, shape and echopattern. Corticomedullary differentiation is maintained. No evidence of calculi or hydronephrosis.

Retroperitoneum – Obscured by bowel gas. No significant lymphadenopathy.

Urinary Bladder well distended. wall thickness is normal. No evidence of calculi, mass or mural lesion.

Prostate: normal in size and echotexture.

There is no ascites.

IMPRESSION: GRADE I FATTY LIVER

**DR VINOD JOSEPH DNB,DMRD
RADIOLOGIST**

Apollo Health and Lifestyle Limited

(CIN - U85110TG2000PLC046089) Regd. Office: #7-1-617/A, 615 & 616, Imperial Towers, 7th Floor; Ameerpet, Hyderabad, Telangana - 500 038 | Email ID: enquiry@apollohi.com

APOLLO CLINICS NETWORK KARNATAKA

Bangalore (Basavanagudi | Bellandur | Electronics City | HSR Layout | Indira Nagar | JP Nagar | Kundalahalli | Koramangala | Sarjapur Road) Mysore (Kalidasa Road)

TO BOOK AN APPOINTMENT

1860 500 778



DR VIJAYA LAKSHMI M
M.B.B.S, D.L.O, D.N.B(ENT)
Phone No.9972044580,080-25633823/24/23

9/11/23

HEALTH CHECK- ENT

NAME:

Pradheer Chidambaram

AGE:

EAR:

RE:

LE:

EXTERNAL EAR

MIDDLE EAR

INNER EAR (FN)

Normal

HEARING ASSESSMENT:

RE:

LE:

RHINNE

WEBER

ABC

Normal

NOSE

THROAT

AIRWAY

SEPTUM

TURBINATES

OTHERS

ORAL CAVITY

OROPHARYNX

PHARYNX

LARYNX

Normal

NECK

NECK NODES

OTHER

Normal

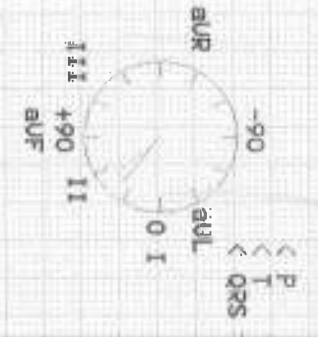
AUDIOMETRY

IMPRESSION

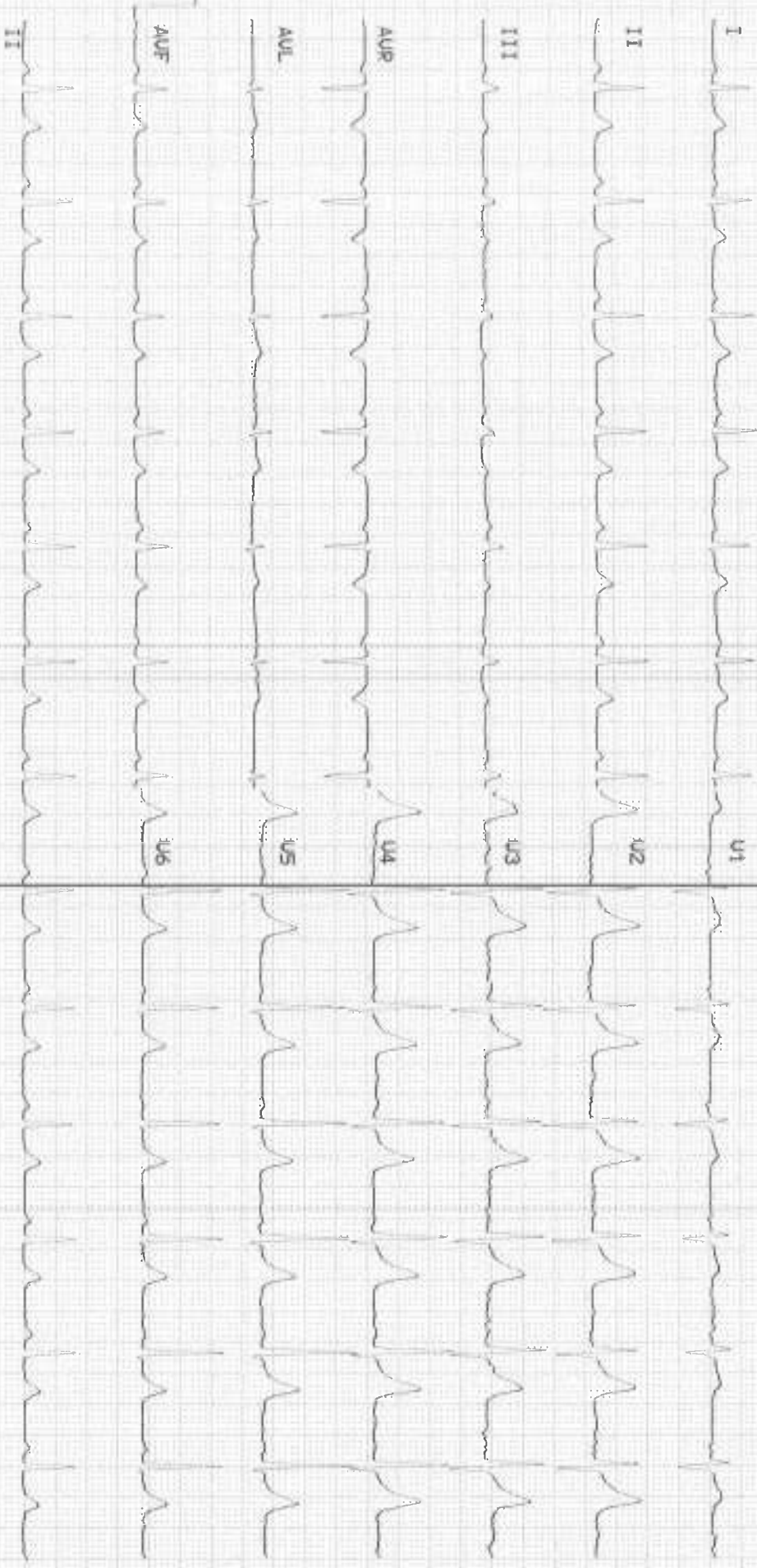
Normal

[Signature]
SIGNATURE:

AGE: 53
 Measurement Results:
 QRS : 86 ms
 QT/QTcB : 370 / 429 ms
 PR : 136 ms
 P : 96 ms
 PR/PP : 744 / 735 ms
 P/ORS/T : 50 / 40 / 40 degrees
 QTd/QTcBd : 50 / 58 ms
 Sokolow : 1.9 mV
 NK : 11



Interpretation:



Unconfirmed report.

SR-A

Patient Name	: Mr. PRADHAN CHANDRASHEKAR	Age	: 53Yrs 9 Months 05Days
UHID	: CKOR.0000259371	OP Visit No.	: CKOROPV431199
Printed On	: 09-11-2024 12:06 PM	Advised/Pres Doctor	: --
Department	: Cardiology	Qualification	: --
Referred By	: Self	Registration No.	: --
Employee Id	: 22E36953		

DEPARTMENT OF CARDIOLOGY

Observation :-

1. Normal Sinus Rhythm.
2. Heart rate is 80 beats per minutes.
3. No pathological Q wave or ST-T changes seen.
4. Normal P,Q,R,S,T waves and axis.
5. No evidence of chamber, hypertrophy or enlargement seen.

Impression:

NORMAL RESTING ECG.

NOTE:KINDLY TAKE A PHOTOCOPY OF THE GRAPH FOR FUTURE REFERENCE IF NEEDED

---End Of The Report---



Dr.MOHAN MURALI
MBBS, DNB General Medicine, DrNB Cardiology
ANP20130001911KTK
Cardiology

Patient Name	: Mr. PRADHAN CHANDRASHEKAR	Age	: 53Yrs 9Mths 8Days
UHID	: CKOR.0000259371	OP Visit No.	: CKOROPV431199
Printed On	: 09-11-2024 12:33 PM	Advised/Pres Doctor	: --
Department	: Radiology	Qualification	: --
Referred By	: Self	Registration No.	: --
Employer Id	: 22E36953		

DEPARTMENT OF RADIOLOGY

X RAY CHEST PA

Both lungs fields appear normal.

Both hilae are normal.

Both costophrenic and cardiophrenic angles are normal.

The cardiac and mediastinal shadows appear normal.

Bones and soft tissues appear normal.

IMPRESSION : NORMAL STUDY.

---End Of The Report---

P.J. Vinod

Dr.VINOD P JOSEPH
MBBS, DNB, DMRD
25487
Radiology

Fwd: Health Check up Booking Confirmed Request(22E36953),Package Code-PKG10000367, Beneficiary Code-296646

From CHANDRA SEKHAR PRADHAN <sairam.csp1971@gmail.com>
Date Sat 09-11-2024 08:15
To Koramangala Apolloclinic <koramangala@apolloclinic.com>

----- Forwarded message -----

From: **Mediwheel** <wellness@mediwheel.in>
Date: Fri, 8 Nov, 2024, 12:27 pm
Subject: Health Check up Booking Confirmed Request(22E36953),Package Code-PKG10000367, Beneficiary Code-296646
To: <sairam.csp1971@gmail.com>
Cc: <customercare@mediwheel.in>

011-41195959

Dear **Chandra Sekhar Pradhan**,

We are pleased to confirm your health checkup booking request with the following details.

Hospital Package Name : Mediwheel Full Body Annual Plus Above 50 Male

Name of Diagnostic/Hospital : Apollo Medical Centre - Koramangala

Address of Diagnostic/Hospital : Apollo Medical centre, Plot 51, 5th Block, Opp. Jyothi Nivas College, Koramangala - 5600095

City : Bangalore

State : Karnataka

Pincode : 560095

Appointment Date : 09-11-2024

Confirmation Status : Booking Confirmed

Preferred Time : 08:00 AM - 08:30 AM

Booking Status : Booking Confirmed

Member Information

Booked Member Name	Age	Gender
MR. PRADHAN CHANDRASHEKAR	53 year	Male

Note - Please note to not pay any amount at the center.

Instructions to undergo Health Check:

- Please ensure you are on complete fasting for 10-To-12-Hours prior to check.
- During fasting time do not take any kind of medication, alcohol, cigarettes, tobacco or any other liquids (except Water) in the morning.
- Bring urine sample in a container if possible (containers are available at the Health Check centre).
- Please bring all your medical prescriptions and previous health medical records with

आपका आधार क्रमांक / Your Aadhaar No. :

6424 3356 0651

मेरा आधार, मेरी पहचान



~~Chandra Sekhar Pradhan~~
~~Government of India~~



छन्द्य शंखर प्रधान
Chandra Sekhar Pradhan
जन्म तिथि / DOB : 24/06/1971
पुरुष / Male

6424 3356 0651

मेरा आधार, मेरी पहचान

EDMI NOTE 9 PRO MAX