



# PARKLINE DIAGNOSTICS PVT. LTD.

L.G. 3, 4 & 5, Bhuvana Towers, S.D. Road, Secunderabad - 500 003.

Tel : +91 40-2784 5852, 6649 1787, 7995421787, 7093445852, Fax : +91 40 2784 7864

Email parklinediagnostics@gmail.com www.parklinediagnostics.com




NABL Accredited  
Certificate No.MC-2566

## MEDICAL EXAMINATION REPORT

Name	MS. Archana Reddy		Date	11/12/2021	
Company	ELO: Mediwheel		Reg. No. :	1570766	
Contact No.	9963028700		Sex	<input type="checkbox"/> M <input checked="" type="checkbox"/> F	Age : <input type="checkbox"/> 46
Type	Pre-Emp		Emp. No.:	Spouse	
	Overseas		Height	163 cm	
	Annual	<input checked="" type="checkbox"/>	Weight	58 kgs.	
Remarks	<p><u>Mammography</u> :</p> <p>(L) Breast Nodule - BIRADS - II → <sup>likely</sup> Fibro Adenoma</p> <p>B/R Breast <sup>Simple</sup> Cyst - BIRADS - II</p> <p>Advice follow up + Review c Previous reports.</p> <p><u>USG</u> : Cholelithiasis Advice follow up.</p> <p>- Adequate hydration, ↑ oral intake of water.</p> <p>DR. PRIYANKA SANNIDHI MBBS Regn. No : 11351</p>				
Fitness Status	Medically Fit / Unfit		Physician's Signature		

# COMPREHENSIVE MEDICAL EXAMINATION REPORT

NAME Ms. Archana Reddy  
 AGE 46 yr / Female  
 MARITAL STATUS Married CHILDREN : M  F   
 IDENTIFICATION (IF ANY) A mole on (L) Hand.



## PAST HISTORY

Any family H/o : High Blood Pressure, Heart Disease, Tuberculosis, Diabetes, Asthma, Cancer

Father  Mother

Any personal H/o Major illness like : Typhoid..... NO..... Jaundice..... NO..... Etc.

Any H/o STD..... NIL..... Skin infection..... NIL.....

H/o Blood Transfusion..... NIL..... Recent Vaccination..... COVISHIELD 2 doses ✓

H/o Epilepsy..... NIL..... Giddiness..... NIL.....

H/o Surgery..... 2 Uses..... Fracture in the past..... NIL.....

### Any Personal H/O.

High Blood Pressure, Heart Disease Tuberculosis, Diabetes, Asthma, Cancer

Drug Abuse, Drug Allergy, Micturition, Bowels, Alcohol, Smoking, Sleep, MC, Wt. Loss/Wt. Gain

Present illness / Medication — Nil —

## GENERAL EXAMINATION

Conjunctiva :  
 Skin :  
 Ears :  
 Nose :  
 Throat & Oral Cavity :

N80

Bone, Joints : ? OA x 1 yr  
 Nutritional Status : Well Nourished  
 Lymph Nodes : NPD  
 Edema Feet : NIL  
 Varicose Veins : NIL

**Distant Vision : Near Vision :**

Right Eye: 6/6

With glasses / Without glasses

left Eye : 6/6

with glasses / without glasses

Colour Vision : Of normal

**Right Ear**

Hearing :

(N)

Rinee's Test ;

Weber Test :

Discharge :

NIL

Right Eye: RB +1.50 sph No

With glasses / Without glasses

left Eye : RB +1.50 sph No

with glasses / without glasses

**Ophthalmologist's Signature**

DR. KATTA  
M.S. (S.D.O. P.B.)  
1991 (AMC)

**Left Ear**

(N)

NIL

**SYSTEMIC EXAMINATION**

Pulse : 86 bpm

B.P. : 110/70 mmHg

Lungs : A. Shape of Chest B/c - symmetrical  
B. Breath Sounds R/c - clear (+)  
C. Adventitious Sounds NO

Heart : A. Sounds S<sub>1</sub> S<sub>2</sub> (+)  
B. Murmurs No murmurs

**Nervous System**

Abdomen : A. Liver NP  
B. Spleen NP  
C. Piles No  
D. Any Lump No

A. Higher Function :  
B. Cranial Nerves :  
C. Sensory System :  
D. Motor System :  
E. Jerks :

(N)

General : A. Hernia  
B. Hydrocele  
C. Varicocele  
] NAD

Breast : Rt Small Lump (+) Lt. —

on follow up yearly

## CANDIDATE'S DECLARATION

I hereby solemnly declare that I am not suffering from Asthma, Hypertension, Diabetes, Occult Psychological disorders or any other ailment which can be suppressed without my voluntary declaration.

Date :

*Axchana*

Signature

Place :

Note : General Physical Examination and Investigation included in the health check-up Have certain limitations and may not be able to detect all latent and asymptomatic diseases. Any new symptoms developing after the health check-up or persisting thereafter should be brought to the attention of the treating physician.



# PARKLINE DIAGNOSTICS PVT. LTD.

L.G. 3, 4 & 5, Bhuvana Towers, S.D. Road, Secunderabad - 500 003. Tel : +91 40-2784 5852, 6649 1787, 7995421787, 7093445852, Fax : +91 40 2784 7864 Email parklinediagnostics@gmail.com www.parklinediagnostics.com



NABL Accredited  
Certificate No.MC-2566

## ENT CONSULTATION

S.No. 1570766

Emp.No. spouse

Date 11/12/2021

Name MS. Archana Reddy Age 46 Yrs

Sex M/F

### EARS :

Right

Left

EAC	:	patent. no Cerumen	-dc
TM	:	Intact, pearly white.	-dc.
TFT	:	Cone of light (+)	
		Rinne's +ve	Rinne's +ve
		Weber's - central	

### NOSE :

Septum (D) Bil. T's symmetrical (N) Pons - (D) non tender

### THROAT :

Oropharynx (N) Bil. v. c's (N) (N) mung  
Arytenoid bil.

### NECK :

(N)

### IMPRESSION:

ENT: Dns to (D) = Allergic Rhinitis.

Dr. D. Hari Krishna Reddy  
MS (ENT)  
Head & Neck Surgeon  
Reg. No: 88379



Phone: 27844043  
66339096

# SECUNDERABAD DENTAL HOSPITAL

CENTRE FOR ADVANCED DENTAL CARE

## ORAL & MAXILLOFACIAL SURGEONS

**Dr. Kazim Himathi** M.D.S.

**Dr. Gautam Dendukuri**

FDSRCS (Eng), FFDRCS (Ire),  
FFDRCS (OMFS),(Ire)

## PROSTHODONTIST

**Dr. Chandrakanth Reddy** M.D.S.

## ENDODONTIST

**Dr. Ram Narayan Reddy** M.D.S.

## ORTHODONTIST

**Dr. Rajesh Reddy** M.D.S., M.Orth RCS.

**Dr. Sudeep Bhalerao** M.D.S

## PERIODONTIST

**Dr. Veerendranath Reddy** M.D.S.

## PEDODONTIST

**Dr. Mounika** M.D.S.

## DENTAL SURGEONS

**Dr. N. Jagadish Rao** B.D.S.

**Dr. Baisakhi Saha** B.D.S.

Mrs. V. Archana Reddy  
46 yr/F

Patient has come for a general  
checkup

O/E,


1. Calculus ++
2. Stains ++

Diagnosis

1. Chronic generalised  
gingivitis.

Treatment Plan

1. Adv. oral prophylaxis





# PARKLINE DIAGNOSTICS PVT. LTD.

L.G. 3, 4 & 5, Bhuvana Towers, Sarojini Devi Road, Secunderabad - 500 003 Tel. +91 40-2784 5852  
6649 1787 Fax : +91 40 2784 7864 Email : parklinediagnostics@gmail.com www.parklinediagnostics.com



NABL Accredited  
Certificate No. MC-2566

## TEST REPORT

Name	: Ms . ARCHANA REDDY [SPOUSE]	TID	: UMR0617845
Age / Gender	: 46 Years / Female	Registered on	: 11-Dec-2021 08:54 AM
Ref.By	: Medi Wheel	Reported On	: 11-Dec-2021 01:09 PM
Req. No	: BIL1570766		

### DEPARTMENT OF ULTRASOUND Mammography

Bilateral CC and MLO views done.

Both breasts show normal fibro-glandular parenchyma.

No dominant mass /pleomorphic micro calcifications /skin thickening /  
Nipple retraction on either side.

No architectural distortion.

No evidence of duct dilatation.

No axillary lymphadenopathy.

**Ultrasound screening** : A well defined hypoechoic nodule measuring 6 x 3 mm noted in left breast 10 - 11 o'clock position - BIRADS II - Likely fibroadenoma.

Simple cysts scattered in both breasts measuring 3 - 4 mm in left breast 12 o'clock and right breast 3 o'clock position.


No axillary lymphnodes seen.

**IMPRESSION** : Left breast nodule - BIRADS II - Likely fibroadenoma.

**Bilateral breast simple cyst - BIRADS II.**

Advised follow up scan.

Note: Please bring previous reports on next visit.

  
Dr. PRAJAKTA SUKHADEVI  
DNB RADIOLOGY  
Reg. No. 68493

The Test marked with\*are not accredited by NABL

Lab Timings (Weekdays) : 7.00 am to 8.30 pm

Sundays & Holidays : 7.00 am to 1.00 pm

Radiologists Timings (Weekdays) : 7.30 am to 1.30 pm

Sundays & Holidays

Page 1 of 2  
& 5.30 pm to 7.45 pm

: 7.30 am to 9.30 am

# PARKLINE DIAGNOSTICS PVT. LTD.

L.G. 3, 4 & 5, Bhuvana Towers, Sarojini Devi Road, Secunderabad - 500 003 Tel. +91 40-2784 5852  
6649 1787 Fax : +91 40 2784 7864 Email : parklinediagnostics@gmail.com www.parklinediagnostics.com



NABL Accredited  
Certificate No. MC-2566

## TEST REPORT

Name : Ms . ARCHANA REDDY [SPOUSE]  
Age / Gender : 46 Years / Female  
Ref.By : Medi Wheel  
Req. No : BIL1570766

TID : UMR0617845  
Registered on : 11-Dec-2021 08:54 AM  
Reported On : 11-Dec-2021 01:09 PM

### BIRADS ASSESSMENT CATEGORIES

- 0 - Needs additional imaging.
- 1 - Negative - There is nothing the comment on.
- 2 - Benign finding.
- 3 - Probably benign finding - followup after 3 months suggested.
- 4 - Suspicious abnormality. Biopsy should be considered  
[ 4A - Low suspicion ,4B - Intermediate suspicion, 4C- Moderate concern]
- 5 - Highly suggestive of malignancy.
- 6 - Known biopsy proven malignancy.

The Test marked with\*are not accredited by NABL

Lab Timings (Weekdays) : 7.00 am to 8.30 pm  
Sundays & Holidays : 7.00 am to 1.00 pm

Radiologists Timings (Weekdays) : 7.30 am to 1.30 pm  
& 5.30 pm to 7.45 pm  
Sundays & Holidays : 7.30 am to 9.30 am





# PARKLINE DIAGNOSTICS PVT. LTD.

L.G. 3, 4 & 5, Bhuvana Towers, Sarojini Devi Road, Secunderabad - 500 003 Tel. +91 40-2784 5852  
6649 1787 Fax :+91 40 2784 7864 Email : parklinediagnostics@gmail.com www.parklinediagnostics.com



NABL Accredited  
Certificate No. MC-2566

## TEST REPORT

Name : Ms . ARCHANA REDDY [SPOUSE]  
Age / Gender : 46 Years / Female  
Ref.By : Medi Wheel  
Req. No : BIL1570766

TID : UMR0617845  
Registered on : 11-Dec-2021 08:54 AM  
Reported On : 11-Dec-2021 10:48 AM

### DEPARTMENT OF ULTRASOUND Ultrasound Whole Abdomen

**LIVER** : Normal in size and echotexture. No focal lesions.

No IHBD /CBD dilatation. Portal vein is normal.

**SPLEEN** : Normal in size and echotexture. No focal lesion seen.

**GALL BLADDER** : Well distended. No sludge / sol. 2 gall stones largest 1.05 cms.  
Gall bladder - Wall thickness is normal.  
No pericholecystic oedema.

**PANCREAS** : Normal in size and echotexture.No calcification / sol.  
Pancreatic duct is normal. No peripancreatic fluid collection.

**RIGHT KIDNEY** : 8.73 x 3.71 cms  
Normal in size and echotexture.  
Cortical thickness is normal.  
No evidence of calculi / sol.  
Pelvi calyceal system is normal.

**LEFT KIDNEY** : 9.16 x 4.80 cms  
Normal in size and echotexture.  
Cortical thickness is normal.  
No evidence of calculi / sol.  
Pelvi calyceal system is normal.

**URINARY BLADDER** : Well distended.Normal in contour.  
Wall thickness is normal. No calculus / sol.

**UTERUS** : Anteverted measuring 11.04 x 4.65 x 5.26 cms - Normal in size and echotexture.  
No space occupying lesion is seen.  
Cervix is normal in size and echopattern.

**ENDOMETRIUM** : Normal.

**OVARIES** : Right ovary : 3.90 x 1.71 cms Left ovary : 2.95 x 1.,86 cms  
Both ovaries normal in size and echotexture.  
No adnexal mass seen.  
No fluid in POD.

**IMPRESSION** : Cholelithiasis.

The Test marked with\*are not accredited by NABL

Dr. D.J. MOHAN  
MD DMRD  
(Reg No. 8995)  
Consultant Radiologist

Lab Timings (Weekdays) : 7.00 am to 8.30 pm

Sundays & Holidays : 7.00 am to 1.00 pm

Radiologists Timings (Weekdays) : 7.30 am to 1.30 pm  
& 5.30 pm to 7.45 pm

Sundays & Holidays

: 7.30 am to 9.30 am



# PARKLINE DIAGNOSTICS PVT. LTD.

L.G. 3, 4 & 5, Bhuvana Towers, Sarojini Devi Road, Secunderabad - 500 003 Tel. +91 40-2784 5852  
6649 1787 Fax : +91 40 2784 7864 Email : parklinediagnostics@gmail.com www.parklinediagnostics.com



NABL Accredited  
Certificate No. MC-2566

## TEST REPORT

Name : Ms . ARCHANA REDDY [SPOUSE]  
Age / Gender : 46 Years / Female  
Ref.By : Medi Wheel  
Req. No : BIL1570766

TID : UMR0617845  
Registered on : 11-Dec-2021 08:54 AM  
Reported On : 11-Dec-2021 10:10 AM

### DEPARTMENT OF X-RAY X-Ray Chest PA View

Lung fields are clear.

Cardia is normal.

Hila are normal.

C P angles are free.

Bony cage is normal.

Soft tissues are normal.

**IMPRESSION : NORMAL CHEST XRAY.**

  
Dr. D.J. MOHAN  
MD FRCD  
(Reg No. 8995)  
Consultant Radiologist

The Test marked with\*are not accredited by NABL

Lab Timings (Weekdays) : 7.00 am to 8.30 pm

Sundays & Holidays : 7.00 am to 1.00 pm

Radiologists Timings (Weekdays) : 9.30 am to 1.30 pm

Sundays & Holidays

& 5.30 pm to 7.45 pm

: 7.30 am to 9.30 am

ID: 1570700

11-12-2021 10:31:51 AM

BPL-12

MS.ARCHANA REDDY

Female 46Years

HR : 64 bpm  
P : 98 ms  
PR : 122 ms  
QRS : 77 ms  
QT/QTc : 400/415 ms  
P/QRS/T : 62/48/66 °  
RV5/SV1 : 1.010/0.516 mV

NSR

WNL



Dr. NAVEEN KUMAR .C  
M.D., D.M.  
Consultant Cardiologist  
Reg. No. 52291

Diagnosis Information:

Sinus Rhythm

Premature Atrial Contraction

Report Confirmed by:

**PATIENT SUMMARY REPORT**

**NE DIAGNOSTICS PVT.LTD**

**F.L**

: 1570766  
: **MS.ARCHANA REDDY**  
EX : 46 / FEMALE

HEIGHT (cm) : 163  
WEIGHT (kg) : 58  
PROTOCOL : BRUCE

REF. BY : MEDIWHEEL  
DONE BY : DR.NAVEEN KUMAR C  
TECHNICIAN : G.M.SURESH

12-2021, 13:37:  
AC

ISTORY :

.TION :

-OF TEST : Routine Check Up.

CTOR : None.

Y : Very Active.

INVESTIGATION : E C G

N FOR TERMINATION : Dyspnea.

ISE TOLERANCE : Moderate (< 10 METS). *8 METS*

ISE INDUCED ARRHYTHMIAS : No.

RESPONSE : Normal.

IO RESPONSE : Normal.

IMPRESSION :

OMMENTS : *negative for audible ischemia.*



**Dr. NAVEEN KUMAR .C**  
M.D., D.M.  
Consultant Cardiologist

Confirmed By : Reg. No. 22291

Signature

/Sec