

Health Check up Booking Request(bobE10378), Beneficiary Code-152456

1 message

Mediwheel <wellness@mediwheel.in>
To: healthcheckup.nmh@gmail.com
Cc: customercare@mediwheel.in

20 February 2024 at 11:07



Mediwheel
...Your wellness partner

011-41195959

Dear Narayan Memorial Hospital

We have received a booking request for the details are following. Please provide your confirmation by clicking on the yes button.

Are you sure to confirm the booking?

Yes

No

Name : MR. SARDAR ABHIJIT
Package Name : Mediwheel Full Body Health Checkup Male Below 40
Package Code :
Location : 601, Diamond Harbour Rd, Manton, Behala, Kolkata, West Bengal 700034
Contact Details : 9874738413
E-mail id : ABHIJIT.SARDAR@bankofbaroda.com
Booking Date : 20-02-2024
Appointment Date : 09-03-2024

Member Information

Booked Member Name	Age	Gender
MR. SARDAR ABHIJIT	39 year	Male


Please login to your account to confirm the same. Also you mail us for confirmation

Hospital Package Name : Mediwheel Full Body Health Checkup Male Below 40

User Package Name : Mediwheel Full Body Health Checkup Male Below 40

21 Tests included in this Package :

- Stool Test
- Thyroid Profile
- ESR
- Blood Glucose (Fasting)
- General Physician Consultation
- TMT OR 2D ECHO
- Blood Group
- Blood Glucose (Post Prandial)
- Chest X-ray
- ECG
- USG Whole Abdomen
- Eye Check-up consultation
- Urine Sugar Fasting
- Urine Sugar PP
- Dental Consultation



ভারত সরকার
 Unique Identification Authority of India
 Government of India
 ভূমিকাঙ্কিত আই ডি / Enrollment No. 1040/20220/00429

তথ্য

- আধার পরিচয়ের প্রমাণ, নাগরিকত্বের প্রমাণ নয়।
- পরিচয়ের প্রমাণ অনলাইন প্রমাণীকরণ দ্বারা লাভ করুন।

INFORMATION

- Aadhaar is proof of identity, not of citizenship.
- To establish identity, authenticate online.

To
 অজিত সর্দার
 Abhijit Sardar
 RAJARAMPUR PARBATPARA
 Bethuabati Rajarampur
 Paschim Rameswarpur
 South Twenty Four Parganas
 West Bengal 700140
 52031286
 MN526332865FT



- আধার সারা দেশে মান্য।
- আধার ভবিষ্যতে সরকারী ও বেসরকারী পরিষেবা প্রাপ্তির সহায়ক হবে।
- Aadhaar is valid throughout the country.
- Aadhaar will be helpful in availing Government and Non-Government services in future.

আপনার আধার সংখ্যা / Your Aadhaar No. :
3917 6319 9179

আধার - সাধারণ মানুষের অধিকার

ভারতীয় বিশেষ পরিচয় প্রমাণ
 Unique Identification Authority of India



ভারত সরকার
 Government of India



অজিত সর্দার
 Abhijit Sardar
 পিতা : অজিত কুমার সর্দার
 Father AJIT KUMAR SARDAR
 জন্মতারিখ / DOB - 12/10/1984
 পুরুষ / Male



ঠিকানা:
 রাজারামপুর পর্বতপারা,
 বেথুয়াবাড়ি রাজারামপুর, পশ্চিম
 রামেশ্বরপুর, নজিব ২৬ পরগণা,
 পশ্চিমবঙ্গ, 700140

Address :
 RAJARAMPUR PARBATPARA,
 Bethuabati Rajarampur, Paschim
 Rameswarpur, South (West) Four
 Parganas, West Bengal, 700140



3917 6319 9179

3917 6319 9179

আধার - সাধারণ মানুষের অধিকার

(Handwritten signature)



help@uidai.gov.in

www.uidai.gov.in

Narayan Memorial Hospital

(A Unit of Narayan Health Services Pvt. Ltd.)

CIN No. : UB6110WB2005PTC1048M

GSTIN No. : 19AACCN1707E1ZB



LABORATORY INVESTIGATION REPORT

Patient Name : Mr. ABHJIT SARDAR
UHID : NP09K2302132
Episode : OP
Ref. Doctor : NPH
Address : SAJARAMPUR, BUDGE BUDGE, Kolkata, West Bengal, 700140

Age/Sex : 39 Year(s) / Male
Order Date : 09/03/2024 09:02
Mobile No : 9874738413
DOB : 01/01/1985
Facility : NARAYAN MEMORIAL HOSPITAL

Hematology

Sample No : 27413432 Collection Date : 09/03/24 09:27 Ask Date : 09/03/2024 11:33 Report Date : 09/03/24 13:26

BLOOD GROUPING & Rh TYPING

SAMPLE : EDTA BLOOD

BLOOD GROUP

'O'

Method - Agglutination Forward & Reverse

Rh TYPE

POSITIVE

COMPLETE HAEMOGRAM (CBC)

SAMPLE : EDTA BLOOD

HAEMOGLOBIN (Hb)

15.7

gm/dl

13 - 17

Method - Colorimetric method (Cjn Meth)

RBC COUNT

6.5 ▲ (H)

x10⁶/ul

4.5 - 5.5

Method - Electrical Impedance Method

TOTAL WBC COUNT

11.0 ▲ (H)

10³/cmm

4 - 10

Method - Electrical Impedance Method

PLATELET COUNT

240

10³/cmm

150 - 410

Method - Electrical Impedance Method

PCV

50

%

40 - 50

Method - RBC pulse M. detection method

MCV

78 ▼ (L)

fL

83 - 101

Method - Calculated

MCH

24 ▼ (L)

pg

27 - 32

Method - Calculated

MCHC

31 ▼ (L)

gm/dl

31.5 - 34.5

Method - Calculated

ESR

05

%

0 - 10

Method - Modified Westergren Method

DIFFERENTIAL COUNT

Method - Microscopy

NEUTROPHILS

66

%

40 - 80

Method - Microscopy

LYMPHOCYTES

27

%

20 - 40

Method - Microscopy

MONOCYTES

05

%

2 - 10

Method - Microscopy

EOSINOPHILS

02

%

1 - 6

Method - Microscopy

BASOPHILS

00

%

0 - 2

Method - Microscopy

PERIPHERAL BLOOD SMEAR

RBC

Normocytic normochromic.

WBC

Within normal limits.

Registered Office
582, Diamond Harbour Road
Behala, Kolkata - 700 034

Corporate Office :
Behala Manton, 85, (Mail - 601)
Diamond Harbour Road, Kolkata - 700 034

www.narayanmemorialhospital.com



LABORATORY INVESTIGATION REPORT

Patient Name : Mr. ABHJIT SARDAR

Age/Sex : 39 Year(s) / Male

UHID : NMHK.2302132

Order Date : 09/03/2024 09:02

Episode : OP

Ref. Doctor : NMH

Mobile No : 9874738413

DOB : 01/01/1985

Address : RAJARAMPUR , BUDGE BUDGE ,Kolkata,West
Bengal ,700140

Facility : NARAYAN MEMORIAL HOSPITAL

PLATELET

Adequate.

End of Report

Dr. MAZNAK CHAKRABORTY
MBBS, MD(PATH)
(CONSULTANT PATHOLOGIST)

Checked By

Office :
Diamond Harbour Road
Kolkata - 700 034

Corporate Office :
Behala Manton, 85, (Mail - 601)
Diamond Harbour Road, Kolkata - 700 034

0330 0000 | Mob : +91 62921 95051 | E-mail : contact@nmh.org.in

www.narayanmemorialhospital.com

Follow us on     



LABORATORY INVESTIGATION REPORT

Patient Name	: Mr. ABHILET SARDAR	Age/Sex	: 39 Year(s) / Male
UHID	: NPHK2302132	Order Date	: 09/03/2024 09:02
Episode	: OP	Mobile No	: 9874738413
Ref. Doctor	: NPH	DOB	: 01/01/1985
Address	: RAJARAMPUR, BUDGE BUDGE, Kolkata, West Bengal, 700140	Facility	: NARAYAN MEMORIAL HOSPITAL

Hematology

Sample No: 27012502 Collection Date: 29/03/24 09:07 A.S. Date: 29/03/2024 11:31 Report Date: 29/03/24 13:28

BLOOD GROUPING & RH TYPING

SAMPLE : EDTA BLOOD

BLOOD GROUP
 Method - Agglutinationforward & Reverse
 RH TYPE
 POSITIVE

COMPLETE HAEMOGRAM (CBC)

SAMPLE : EDTA BLOOD

HAEMOGLOBIN (HB)	15.7	g/dl	13 - 17
Method - Colorimetric method (Cm Meth)			
RBC COUNT	6.5 ▲ (H)	$\times 10^6/\mu l$	4.5 - 5.5
Method - Electrical Impedance Method			
TOTAL WBC COUNT	11.0 ▲ (H)	$10^3/\text{cmm}$	4 - 10
Method - Electrical Impedance Method			
PLATELET COUNT	240	$10^3/\text{cmm}$	150 - 410
Method - Electrical Impedance Method			
PCV	50	%	40 - 50
Method - SSC pulse H detection method			
MCV	78 ▼ (L)	f	83 - 101
Method - calculated			
MCH	24 ▼ (L)	pg	27 - 32
Method - Calculated			
MCHC	31 ▼ (L)	g/dl	31.5 - 34.5
Method - Calculated			
ESR	05	%	0 - 10
Method - Modified Westergren Method			
DIFFERENTIAL COUNT			
NEUTROPHILS	66	%	40 - 80
Method - Microscopy			
LYMPHOCYTES	27	%	20 - 40
Method - Microscopy			
MONOCYTES	05	%	2 - 10
Method - Microscopy			
EOSINOPHILS	02	%	1 - 6
Method - Microscopy			
BASOPHILS	00	%	0 - 2
Method - Microscopy			

PERIPHERAL BLOOD SMEAR

RBC
 WBC
 Normocytic normochromic.
 Within normal limits.



LABORATORY INVESTIGATION REPORT

Patient Name : Mr. ABHJIT SARDAR

UHID : NMHK.2302132

Episode : OP

Ref. Doctor : NMH

Address : RAJARAMPUR , BUDGE BUDGE ,Kolkata,West
Bengal ,700140

Age/Sex : 39 Year(s) / Male

Order Date : 09/03/2024 09:02

Mobile No : 9874738413

DOB : 01/01/1985

Facility : NARAYAN MEMORIAL HOSPITAL

PLATELET

Adequate.

End of Report

Dr. MAINAK CHAKRABORTY
MBBS, MD(PATH)
(CONSULTANT PATHOLOGIST)

Checked By





LABORATORY INVESTIGATION REPORT

Patient Name : Mr. ABHIJIT SARDAR	Age/Sex : 39 Year(s) / Male
UHID : NMHK.2302132	Order Date : 09/03/2024 09:02
Episode : OP	Mobile No : 9874738413
Ref. Doctor : NMH	DOB : 01/01/1985
Address : RAJARAMPUR , BUDGE BUDGE ,Kolkata,West Bengal ,700140	Facility : NARAYAN MEMORIAL HOSPITAL

Immunology

INVESTIGATION	RESULTS	UNITS	BIOLOGICAL REF RANGE
Sample No : 07H0165633	Collection Date : 09/03/24 09:37	Ack Date : 09/03/2024 12:21	Report Date : 09/03/24 16:32

THYROID FUNCTION TEST

SAMPLE : SERUM

T3 Method - ECLIA	0.89	ng/ml	0.60 - 1.80
T4 Method - ECLIA	8.2	ug/dL	5.40 - 11.70
TSH Method - ECLIA	1.15	uIU/ml	Adult Male - 0.27-5.50 Adult Female - 0.27-5.50 Newborns - <25 Upto 12 years - 0.3-5

Interpretations:

1. For diagnostic purposes, the result should always be assessed in conjunction with the patient's medical history, clinical examinations and other findings.
2. The assay is unaffected by icterus (Bilirubin < 701 µmol/L or < 41 mg/dL), hemolysis (Hb < 0.621 mmol/L or < 1 g/dL), lipemia (Intralipid < 1500 mg/dL), biotin (<102 nmol/L or < 25 ng/ml), IgG < 2 g/dL and IgM < 0.5 g/dL)
3. There is no high dose hook effect at TSH concentrations upto 1000 µmol/ml.
4. TSH values may be transiently altered because of non thyroidal illness like several infections, liver disease, renal and heart failure, several burns, trauma and surgery etc. Drugs that decrease TSH values e.g. L-dopa, Glucocorticoid drugs that increase TSH values e.g. Iodine, Lithium, Amiodarone.
5. The assay is unaffected by icterus (bilirubin< 633 µmol/L or < 37 mg/dl), hemolysis (Hb< 1.4 mmol/L or < 2.3 g/dl), lipemia (triglycerides< 28.5 mmol/L or 2500 mg/dl) and biotin (< 409 nmol or < 100 ng/ml).
6. The assay is unaffected by icterus (bilirubin< 599 µmol/L or < 35 mg/dl), hemolysis (Hb<1.2 mmol/L or < 2.0 g/dl), lipemia (Intralipid< 1800 mg/dl) and biotin (< 123 nmol or < 30 ng/ml).

End of Report

Dr.S. Chatterjee
MD, MBBS, FAACC
 (CONSULTANT BIOCHEMIST)

Checked By



LABORATORY INVESTIGATION REPORT

Patient Name : Mr. ABHIJIT SARDAR

UHID : NMHK.2302132

Episode : OP

Ref. Doctor : NMH

Address : RAJARAMPUR , BUDGE BUDGE ,Kolkata,West Bengal ,700140

Age/Sex : 39 Year(s) / Male

Order Date : 09/03/2024 09:02

Mobile No : 9874738413

DOB : 01/01/1985

Facility : NARAYAN MEMORIAL HOSPITAL

Clinical Pathology

INVESTIGATION	RESULTS	UNITS	BIOLOGICAL REF RANGE
Sample No : 07H0165633	Collection Date : 09/03/24 09:37	Ack Date : 09/03/2024 10:35	Report Date : 09/03/24 16:39

URINE FOR R/E

SAMPLE : URINE

PHYSICAL EXAMINATION

VOLUME	55	ml	
COLOUR	PALE STRAW		
APPEARANCE	CLEAR		
SPECIFIC GRAVITY	1.020		1.010 - 1.030
REACTION(pH)	ACIDIC (pH - 6.0)		

CHEMICAL EXAMINATION

SUGAR	PRESENT(+++)	ABSENT
ALBUMIN.	ABSENT	ABSENT
BLOOD	ABSENT	ABSENT
KETONE	ABSENT	ABSENT
BILE SALT	ABSENT	ABSENT
BILE PIGMENTS	ABSENT	ABSENT

MICROSCOPIC EXAMINATION

PUS CELLS	1-2/HPF	<5/HPF
EPITHELIAL CELLS	1-2/HPF	<20/HPF
RBC	ABSENT	
CAST	ABSENT	ABSENT
CRYSTAL	ABSENT	ABSENT

Please correlate clinically.

URINE FOR SUGAR FASTING

SAMPLE : URINE

RESULT PRESENT

Sample No : 07H0165743	Collection Date : 09/03/24 13:53	Ack Date : 09/03/2024 16:25	Report Date : 10/03/24 13:27
------------------------	----------------------------------	-----------------------------	------------------------------

URINE FOR SUGAR PP

SAMPLE : URINE

RESULT PRESENT

End of Report



LABORATORY INVESTIGATION REPORT

Patient Name : Mr. ABHJIT SARDAR

UHID : NMHK.2302132

Episode : OP

Ref. Doctor : NMH

Address : RAJARAMPUR , BUDGE BUDGE ,Kolkata,West
Bengal ,700140

Age/Sex : 39 Year(s) / Male

Order Date : 09/03/2024 09:02

Mobile No : 9874738413

DOB : 01/01/1985

Facility : NARAYAN MEMORIAL HOSPITAL

Dr.S. Chatterjee
MD, MBBS, FAACC
(CONSULTANT BIOCHEMIST)

Dr. MAINAK CHAKRABORTY
MBBS, MD(PATH)
(CONSULTANT PATHOLOGIST)

Checked By

Narayan Memorial Hospital

(A Unit of Narayan Health Services Pvt. Ltd.)

CIN No. : U85110WB2005PTC104884

GSTIN No. : 19AACCN1707E12S

Narayan Memorial Hospital

(A Unit of Narayan Health Services Pvt. Ltd.)

CIN No. : U85110WB2005PTC104884

GSTIN No. : 19AACCN1707E12S



DIAGNOSTICS REPORT

Patient Name : Mr. ABHJIT SARDAR
Age/Sex : 39 Year(s)/Male
UHID : NMHK.2302132
Ref. Doctor :

Order Date : 09/03/2024 09:02
Report Date : 09/03/2024 14:36

Facility : NARAYAN MEMORIAL
HOSPITAL
Mobile : 9874738413

Address : RAJARAMPUR, BUDGE BUDGE, Kolkata, West Bengal, 700140

CHEST X-RAY REPORT OF PA VIEW

Lung fields are clear. No focal parenchymal opacity is seen.

No appreciable pleural thickening / calcification is noted.

Costo-phrenic angles are normal.

Cardiac shadow appears normal.

Bilateral hilar shadows are normal.

No obvious bony abnormality is seen.

Dr. Arun Kumar Mazumder

MBBS, MD (Radiodiagnosis)

RegNo: WBMC 48861



Narayan Memorial Hospital

(A Unit of Narayan Health Services Pvt. Ltd.)

CIN No. : U85110WB2005PTC104884

GSTIN No. : 19AACCN1707E1ZS



DIAGNOSTICS REPORT

Patient Name	: Mr. ABHIJIT SARDAR	Order Date	: 09/03/2024 09:02
Age/Sex	: 39 Year(s)/Male	Report Date	: 10/03/2024 12:18
UHID	: NMHK.2302132	Facility	: NARAYAN MEMORIAL HOSPITAL
Ref. Doctor	:	Mobile	: 9874738413
Address	: RAJARAMPUR, BUDGE BUDGE, Kolkata, West Bengal, 700140		

USG REPORT OF WHOLE ABDOMEN (SCREENING)

LIVER : Liver is normal in size. **Parenchymal echogenicity is raised.** Intrahepatic biliary radicles are not dilated. No focal mass lesion is seen.

PORTA :PV : Normal. PV measures 1.0 cm.
CD : Normal . CD measures 0.5 cm.

GALL BLADDER :Gall bladder is normal in size, contour, outline and position. No calculus is seen. Wall thickness is normal.

PANCREAS :Pancreas is normal in size and parenchymal echogenicity. Pancreatic duct is not dilated.

SPLEEN :Spleen is not enlarged and parenchyma shows normal homogeneous pattern.

KIDNEYS :Both kidneys are normal in size, shape, outline, position and parenchymal echogenicity. Corticomedullary differentiation maintained. No evidence of any calculus/mass / hydronephrosis is seen. **A tiny cyst measuring 9 mm is noted in left kidney.**
Right kidney measures : 10.7 cm & Left kidney measures : 11.2 cm.

URINARY BLADDER : Urinary bladder is normal in contour, outline and distension. No vesical lesion is seen.



DIAGNOSTIC REPORT

Nombre	Dr. Juan Carlos	Edad	45 años
Sexo	Masculino	Fecha	15/05/2023
Urgencia	Urgente	Referido por	Dr. Roberto
Examen	Examen de ultrasonido abdominal con Doppler color		


PRESENTE: Paciente con dolor abdominal en cuadrante superior izquierdo desde hace 2 días. Paciente sin fiebre, náuseas o vómitos. No hay ictericia ni hematuria.

PRETERITO: Sin antecedentes de importancia.

RETROSPERITONEUM: VTC y aorta aparecen normales. No se evidencia aneurisma.

IMPRESION:

- Fatty changes in liver (Grade II).
- A cholelith in left kidney.


 Dr. FRANCISCO JAVIER RIVERA
 RADIÓLOGO
 Consultor Radiólogo
 Reg. No. 1234

Narayan Memorial Hospital

(A Unit of Narayan Health Services Pvt. Ltd.)

CIN No. : U85110WB2005PTC104884

GSTIN No. : 19AACCN1707E12S



DIAGNOSTICS REPORT

Patient Name	: Mr. ABHJIT SARDAR	Order Date	: 09/03/2024 09:02
Age/Sex	: 39 Year(s)/Male	Report Date	: 10/03/2024 09:07
UHID	: NPHK.2302132	Facility	: NARAYAN MEMORIAL HOSPITAL
Ref. Doctor	:	Mobile	: 9874738413
Address	: RAJARAMPUR, BUDGE BUDGE, Kolkata, West Bengal, 700140		

ELECTROCARDIOGRAM REPORT (ECG)

HR	: 94 bpm
Rhythm	: Sinus
P wave	: Normal
PR interval	: 130 msec
QRS axis	: Leftward.
QRS duration	: 100 msec
QRS configuration	: Poor 'R' wave progression.
T wave	: Normal
ST segment	: Isoelectric
QTc	: 408 msec
QT	: 326 msec

IMPRESSION

- Sinus rhythm.
 - Left ward axis.
 - Poor 'R' wave progression.
- Clinical correlation please.

Dr. Sudip Chakraborty
MBBS, DIP (Preventative Cardiology)
fellow Clinical

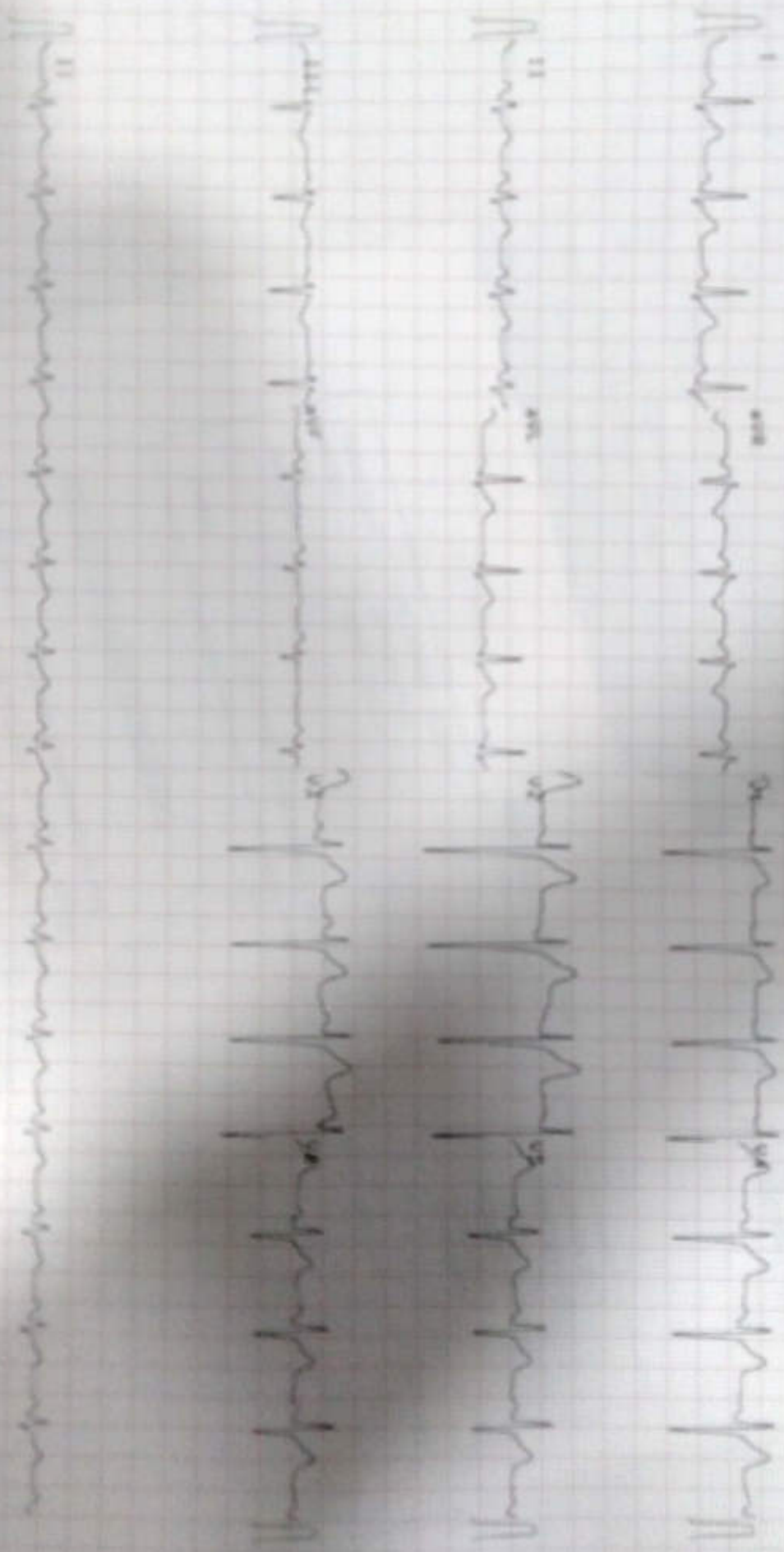
RegNo: 56285

12/23/28
18-00-00

0.05-275 mV 7.50 5.00 5.00 0.05-0.05 2028 12/23/28

ADDITIONAL MEASUREMENTS
MOSPITAL, BEMER

AT-18720000 1.25 0.1



Interval	Rate
PR 138 ms	71
QRS 108 ms	71
QT 326 ms	71
QTc 408 ms (Barrett)	71

SINUS BRADYCARDIA
LEFT BRANCH BUNDLE
B-5 THORACIC ZONE IN A LEADS DISPLACED TO THE LEFT
DISEASED MURMUR (C/D)

UNCOMPLETED REPORT

Narayan Memorial Hospital

(A Unit of Narayan Health Services Pvt. Ltd.)

CIN No. : U85110WB2005PTC104884

GSTIN No. : 19AACCN1707E12S



DIAGNOSTICS REPORT

Patient Name	: Mr. ABHIJIT SARDAR	Order Date	: 09/03/2024 09:02
Aqe/Sex	: 39 Year(s)/Male	Report Date	: 09/03/2024 17:59
UHID	: NMHK.2302132	Facility	: NARAYAN MEMORIAL HOSPITAL
Ref. Doctor	:	Mobile	: 9874738413
Address	: RAJARAMPUR, BUDGE BUDGE, Kolkata, West Bengal, 700140		

REPORT OF ECHO SCREENING

No regional wall motion abnormality at rest.
Normal LV systolic function (LVEF = 61%).
Normal RV systolic function. (TAPSE = 1.6 cm).
Mild concentric left ventricular hypertrophy.
Grade II LV diastolic dysfunction (E/A- 1.16, E/e' = 14.9).
No pericardial effusion.
Mild TR. Estimated PASP 21 mmHg.
IVC normal diameter & > 50 % respiratory compressibility.
No thrombus, mass / vegetation.

Dr. Sudip Chakraborty
MBBS, DIP (Preventative Cardiology)
fellow Clinical

RegNo: 56285

Registered Office :
582, Diamond Harbour Road

Corporate Office :
Behala Manton, 85, (Mall - 601)
Road, Kolkata - 700 034

www.narayanmemorialhospital.com

Print By : SHEKHAR SARKAR
Follow us on

Page 1 of 1