

# REVIVAL DIAGNOSTICS



## HEALTH CHECK-UP SUMMARY

Name: Mihir Umrigar

Date: 06/07/2022

Email ID:

Sex: <u>M</u>	Age: <u>36</u> Years	Contact No: <u>9925568720</u>	Remarks:
			Under-weight <u>-</u>
			Normal <u>-</u>
			Over-weight <u>-</u>

i> **BMI**

Height (in Cm): <u>161</u>	Weight (in Kg): <u>69</u>	BMI: <u>26.6</u>
----------------------------	---------------------------	------------------

ii> **Blood Pressure & Pulse**

120/88 mmHg  
80/min. Regular

If high or low, whether the person is on medication: YES /  NO

iii> **Blood Tests & Lung Function Remarks**

RS  
CRS  
CNS }

If abnormal, whether the person is on medication: YES /  NO

iv> **Eye Test Remarks**

Eye Sight:  Rt 6/6  Lt 6/6  
Color Vision:  A

v> **Heart Disease**

Whether any specific heart ailment detected (ECG findings):  
Normal

vi> **Any other problems needing attention / Overall Assessment:**

NO

*C.K. Patel*

Signature of the Doctor

**Dr. Chirag Patel**  
M.B.B.S. G-49432

*[Signature]*

Laboratory Test Result are Subject to technical limitation and should be clinically correlate for final diagnosis

4th Floor, Aqua Corridor, Hazira Road, Adajan Paal, Surat-395009.

0261 2747788

revivaldiagnostics.surat@gmail.com

www.revivaldiagnostics.com

This medical report is not intended for medico-legal purposes.



Name : MIHIR D UMRIGAR  
Age/Sex : 36 Yrs. Male  
UHID : 19635  
Ref. By Dr. : MEDI WHEEL  
Category : CTR

Date : 06-Jul-2022 8:48 am  
Receipt No : 3334  
Lab ID : 15459


Collection Date & Time : 06-Jul-2022 8:48 am

## CBC HAEMOGRAM

PARAMETER	RESULT	UNITS	Biological Reference Range
Hemoglobin	: 14.9	gm/dL	13.5-18.0
RBC Count	: 5.15	m/c.mm.	4.5-6.5
WBC Count	: 4940	c. mm.	4,000 - 10,000
Platelet Count	: 3.05	c. mm.	1.5 Lac - 5.0 Lac
<b>Blood Indices</b>			
Hematocrit (PCV)	: 44.4	%	39-54 %
MCV	: 86.2	fl	75-96
MCH	: 28.9	pg	27-32
MCHC	: 33.6	g/dL	30-36
RDW	: 13.3	%	11- 16
ESR (WINTORBE)	: 06	mm./hr.	0-20
<b>DIFF WBC Count</b>			
Neutrophils	: 56	%	40-75
Lymphocytes	: 39	%	20-50
Eosinophils	: 03	%	1-6
Monocytes	: 02	%	2-10
Basophils	: 00	%	0-5
Band Form	: 00	%	0-5
<b>Smear Study</b>			
Platelets in Smear	: Adequate		
Malarial Parasites	: Malarial Parasites Not Detected		
Blood Group	: "A"		
RH Factor	: Positive		

Lab Technician/Technologist

**Revival Diagnostic**  
401, Aqua Corridor,  
B/s. Star Bazar. Surat-395009  
Mo. 91062-28601

  
Dr. Mihir Icecreamwala  
M.B.B.S.,M.D. Pathologist

Operator Name : Zarna Gandhi Reporting Print Date & Time : 06-Jul-2022  
Laboratory Test Result are subject to technical limitation and should be clinically correlate for final diagnosis



Name : MIHIR D UMRIGAR  
Age/Sex : 36 Yrs. Male  
UHID : 19635  
Ref. By Dr. : MEDI WHEEL  
Category : CTR

Date : 06-Jul-2022  
Receipt No : 3334  
Lab ID : 15459

Collection Date & Time : 06-Jul-2022 8:48 am


## REPORT OF SERUM LIPID PROFILE

Test	Result	Biological Reference Range
<b>Serum Cholesterol</b> (Mehod : CHOD-POD)	242	Normal : Less than 200 mg / dl Borderline : 200 to 239 mg / dl Undesirable : More than 240 mg / dl
<b>Serum Triglyceride</b> (Mehod : GPO-POD)	139	Normal : Less than 150 mg / dl Borderline High : 150 to 199 mg / dl High : 200 - 499 mg / dl Very High : More than 500 mg / dl
<b>Serum HDL - Cholesterol</b> (Mehod : PVS-PEGME Precipitation with CHOD-POD)	67	Desirable : More than 55 mg / dl Borderline : 35 to 55 mg / dl Undesirable : Less than 35 mg / dl
<b>Serum LDL - Cholesterol</b> (Mehod : Calculated)	147.2	Optimal : Less than 100 mg / dl Above Optimal : 100 - 129 mg / dl Borderline High : 130 to 159 mg / dl High : 160 to 189 mg / dl Very High : More than 190 mg / dl
<b>VLDL</b> (Mehod : Calculated)	27.8	Normal : 5 to 30 mg / dl
<b>Chol. / HDL - Chol. Ratio</b>	3.6	Low Risk : Less than 3.8 Vedium Risk : 3.8 to 5.9 High Risk : More than 6
<b>LDL / HDL - Chol. Ratio</b>	2.2	Low Risk : Less than 3.55 Medium Risk : 3.55 - 4 High Risk : More than 6

### Revival Diagnostic

401, Aqua Corridor,  
B/s. Star Bazar, Surat-395009  
Mo. 91062-28601

Lab Technician/Technologist

  
Dr. Mihir Icecreamwala  
M.B.B.S..M.D. Pathologist

Operator Name: Zarna Gandhi

Reporting PrintDate & Time: 06-Jul-2022

Laboratory Test Result are Subject to technical limitation and should be clinically correlate for final diagnosis



Name : MIHIR D UMRIGAR  
Age/Sex : 36 Yrs./Male  
UHID : 19635  
Ref. By Dr. : MEDI WHEEL

Date : 6-Jul-2022 8:48 am  
Rec. No : 3334  
Lab ID : 15459  
Category : CTR


Collection Date & Time : 06-Jul-2022 8:48 am

## BIOCHEMISTRY

TEST	RESULTS	Unit	BIOLOGICAL REFERENCE RANGI
<b>GGT</b> <i>IFCC, Without Pyridoxal Phosphate</i>	: 48	U/L	5 - 50 U/L
<b>SGOT</b> <i>IFCC, Without Pyridoxal Phosphate</i>	: 46	U/L	0 - 50 U/L
<b>SGPT</b> <i>IFCC, Without Pyridoxal Phosphate</i>	: 36	U/L	0 - 50 U/L
<b>Alkaline Phosphatase</b> <i>ALP-AMP</i>	: 59	IU/l	38 - 126 IU/l
<b>Total Bilirubin</b> <i>DIAZO METHOD</i>	: 1.1	mg/dl	0.2 - 1.2 mg/dl
<b>Direct Bilirubin</b> <i>DIAZO METHOD</i>	: 0.4	mg/dl	0.1 - 0.4 mg/dl
<b>Indirect Bilirubin</b> <i>CALCULATED</i>	: 0.7	mg/dl	0.1 - 0.8 mg/dl
<b>Blood Urea Nitrogen ( BUN )</b> <i>GLDH-UREASE METHOD</i>	: 10	mg/dl	9 - 20 mg/dl
<b>Creatinine</b> <i>(METHOD : ENZYMATIC)</i>	: 0.9	mg/dl	0.5 - 1.5 mg/dl
<b>Uric Acid</b> <i>URICASE-POD</i>	: 8.2	mg/dl	4 - 8.5 mg/dl
<b>Blood Sugar - F</b>	: 110	mg/dL	70 - 110 mg/dL
<b>Urine Sugar - F</b>	: Absent		
<b>Urine Ketone - F</b>	: Absent		
<b>Blood Sugar- PP</b>	: 139	mg/dL	80 - 140 mg/dL
<b>Urine Sugar - PP</b>	: Absent		
<b>Urine Ketone - PP</b>	: Absent		
<b>Total Protein</b> <i>Biuret</i>	: 6.3	gm/dl	6.3 - 8.2 gm/dl
<b>S.Albumin</b>	: 3.9	gm/dl	3.7 - 5.3 gm/dl

### Revival Diagnostic

401, Aqua Corridor,  
B/s. Star Bazar, Surat-395009  
Mo. 91062-28601

  
Dr. Mihir Icecreamwala  
M.B.B.S., M.D. Pathologist

Reporting Date & Time : 06-Jul-2022 01:48:00PM

Test Performed On Fully Automated Clinical Chemistry Analyser EM-200

Laboratory Test Result are Subject to technical limitation and should be clinically correlate for final diagnosis

# REVIVAL DIAGNOSTICS



BCG(Bromo Cresol Green)

<b>Globulin</b> CALCULATED	: 2.4	gm/dl	2.4 - 3.2 gm/dl
<b>A/G Ratio</b> CALCULATED	: 1.62	gm/dl	1 - 2.3 gm/dl



## Revival Diagnostic

401, Aqua Corridor,  
B/s. Star Bazar, Surat-395009.  
Mo. 91052-28711

Dr. Mihir Icecreamwala  
M.B.B.S.,M.D. Pathologist

Reporting Date & Time : 06-Jul-2022 01:48:00PM

Test Performed On Fully Authomated Clinical Chemistry Analyser EM-200

Laboratory Test Result are Subject to technical limitation and should be clinically correlate for final diagnosis

📍 4th Floor, Aqua Corridor, Hazira Road, Adajan Paal, Surat-395009.

☎ 0261 2747788

✉ revivaldiagnostics.surat@gmail.com

🌐 www.revivaldiagnostics.com

This medical report is not intended for medico-legal purposes.



Name : MIHIR D UMRIGAR  
Age/Sex : 36 Yrs. / Male  
UHID : 19635  
Category : CTR  
Ref. By Dr. : MEDI WHEEL

Date : 06-Jul-2022 8:48 am  
Receipt No : 3334  
Lab ID : 15459  
Collection Date & Time : 06-Jul-2022 8:48 am

## ROUTINE URINE EXAMINATION REPORT

### PHYSICAL EXAMINATION :

Quantity : 20 ml  
Colour : Pale Yellow  
Appearance : Clear  
Reaction : Acidic  
Specific Gravity : 1.005

### CHEMICAL EXAMINATION :

Proteins : Absent  
Sugar : Absent  
Acetone : Absent  
Bile Salts : Absent  
Bile Pigments : Absent  
Urobilinogen : Normal  
O.B.T. : Negative


### MICROSCOPIC EXAMINATION :

Pus Cells : 1-2/hpf.  
R. B. C. : Absent  
Epithelial Cells : 1-2/hpf.  
Bacteria : Absent  
Casts : Absent  
Crystals : Absent  
Yeast cell : Absent  
Mucus : Absent  
Other Findings : NIL

Lab Technician/Technologist

**Revival Diagnostic**

401, Aqua Corridor,  
B/s. Star Bazar, Surat-395009  
Mo. 91062-28601

  
Dr. Mihir Icecreamwala  
M.B.B.S.,M.D. Pathologist

Laboratory Test Result are Subject to technical limitation and should be clinically correlate for final diagnosis

Operator Name: Zarna Gandhi

Reporting Print Date & Time: 06-Jul-2022 11:08:00AM

☎ 0261 2747788

✉ revivaldiagnostics.surat@gmail.com

🌐 www.revivaldiagnostics.com

This medical report is not intended for medico-legal purposes.



Name : MIHIR D UMRIGAR  
Age/Sex : 36 Yrs. Male  
UHID : 19635  
Ref. By Dr. : MEDI WHEEL  
Category : CTR

Date : 06-Jul-2022  
Receipt No : 3334  
Lab ID : 15459


Collection Date & Time : 06-Jul-2022 8:48 am

## REPORT OF TUMOR MARKERS

Test	Result	Biological Reference Range
PROSTATE SPECIFIC ANTIGEN (PSA)	0.35 ng/ml	[0.0 - 2.5 ng/ml] 40 - 49 Years [0.0 - 3.5 ng/ml] 50 - 59 Years [0.0 - 4.5 ng/ml] 60 - 69 Years [0.0 - 5.5 ng/ml] 70 - 79 Years

REVIVAL  
DIAGNOSTICS

Dr. Mihir Icecreamwala  
M.B.B.S.,M.D. Pathologist  
Operator Name:Zarna Gandhi

  
Lab Technician/Technologist

PrintDate & Time:06-Jul-2022

**Method: - Test performed on Automated Chemiluminescence Assay [COBAS E411, ROCHE]**  
Corrobrative clinicopathologic correlation is essential for final diagnosis. Test reports are subjected to technical limitation and should be clinically co-related. Laboratory may be contacted if required.

**Revival Diagnostic**  
401, Aqua Corridor,  
B/s. Star Bazar, Surat-395009  
Mo. 91062-28601

Laboratory Test Result are Subject to technical limitation and should be clinically correlate for final diagnosis



Name : MIHIR D UMRIGAR  
Age/Sex : 36 Yrs. Male  
UHID : 19635  
Ref. By Dr. : MEDI WHEEL  
Catagory : CTR

Date : 06-Jul-2022 8:48 am  
Receipt No : 3334

Lab ID : 15459  
Collection Date & Time : 06-Jul-2022 8:48 am


## THYROID TEST

TEST	RESULT	Biological Reference Range
T3	1.01	0.87 - 1.78 ng/ml
T4	8.65	4.60 - 13.5 ug/dl
TSH	0.97	0.50 - 5.50 uIU/ml 5.5 to 15 uIU/ml - Suggested Clinical co-relation Or Repeat test with new sample as physiological factors can give falsely high TSH Above 15uIU/ml Hypopyhyroid  PREGNANT WOMEN normal ranges for TSH: 1st Trimester :0.0878 - 2.8293 uIU/ml 2nd Trimester :0.1998 - 2.7915 uIU/ml 3rd Trimester :0.307 - 2.9028 uIU/ml Ref:TIETZ Fundamentals of Clinical Chemistry.

### Revival Diagnostic

401, Aqua Corridor,  
B/s. Star Bazar, Surat-395009  
Mo. 91062-28601

Lab Technician/Technologist

  
Dr. Mihir Icecreamwala  
M.B.B.S.,M.D. Pathologist

Operator Name : Zarna Gandhi

Reporting Print Date & Time : 06-Jul-2022

Laboratory Test Result are Subject to technical limitation and should be clinically correlate for final diagnosis

4th Floor, Aqua Corridor, Hazira Road, Adajan Paal, Surat-395009.

0261 2747788

revivaldiagnostics.surat@gmail.com

www.revivaldiagnostics.com

This medical report is not intended for medico-legal purposes.





Name : MIHIR D UMRIGAR

Date : 06-Jul-2022

Age/Sex : 36 Yrs. Male

Receipt No : 3334

UHID : 19635

Ref. By Dr. : MEDI WHEEL

Lab ID : 15459

Report By Dr. : Dr.

Catagory : CTR

Collection Date & Time : 06-Jul-2022 8:48 am

## REPORT OF GLYCOSYLATED HEMOGLOBIN [ HbA1C ]

Parameter	Result	Unit	Biological Reference Interval
Hemoglobin A1C(HbA1C)	5.3	%	HbA1C Degree of Glucose Control

< 5.6 % Non Diabetics  
5.7 - 6.4 % Prediabetics  
> = 6.5 % Diabetics

(REF : Wallace, 11th Edition)

### REMARKS:

6 - 7 % Excellent Control  
7 - 8 % Good Control  
8 -10 % Unsatisfactory Control  
> 10 % Poor Control

Method : High performance liquid chromatography (HPLC)

MEAN BLOOD GLUCOSE OVER THE PAST 60 DAYS FROM THE HbA1C RESULT : 000 mg/dl

Remarks : GHb test is useful for the long term control and monitoring of diabetes mellitus since it reflects the integration of blood glucose levels during past 4-8 weeks.

Lab Technician/Technologist

**Revival Diagnostic**

401, Aqua Corridor,  
B/s. Star Bazar, Surat-395009  
Mo. 91062-28601

Dr. Mihir Icecreamwala  
M.B.B.S..M.D. Pathologist

Operator Name :Zarna Gandhi

Reporting Print Date & Time :06-Jul-2022

Laboratory Test Result are Subject to technical limitation and should be clinically correlate for final diagnosis



NAME: Mihir Umrigar SEX: M  
BIRTHDATE: 24/02/1986 AGE: 36

## DEPARTMENT OF OPHTHALMOLOGY

### EYE TEST:

#### 1. VISION:

RIGHT EYE - 6/6

LEFT EYE - 6/6

#### 2. COLOR VISION:

RIGHT EYE - (5)

LEFT EYE - (2)

#### 3. FUNDUS:

RIGHT EYE - (2)

LEFT EYE - (2)

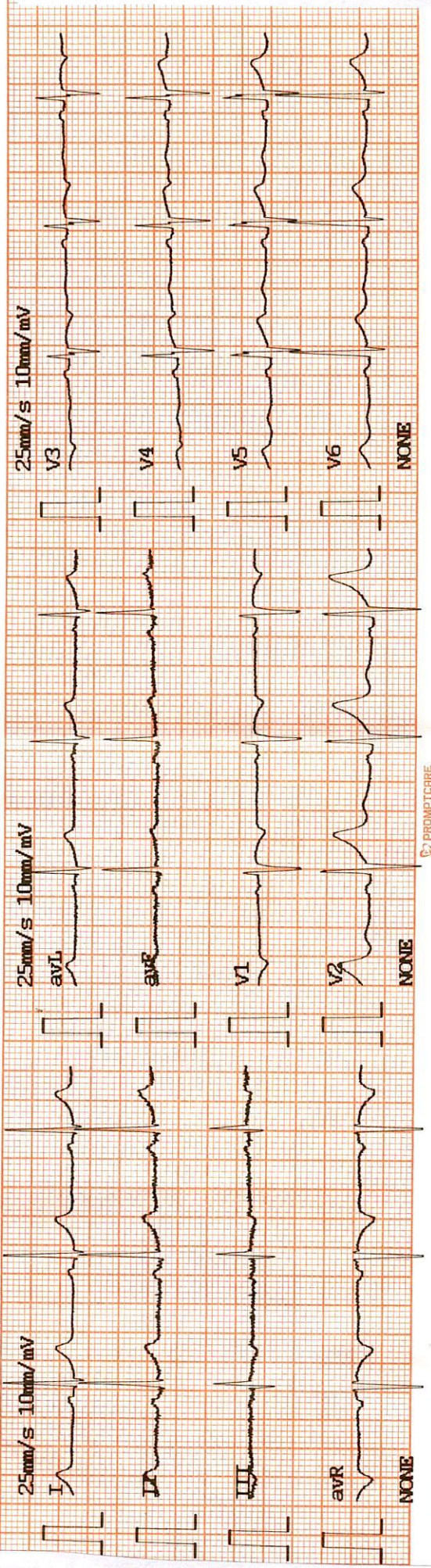
### REMARKS:

(2) (2)

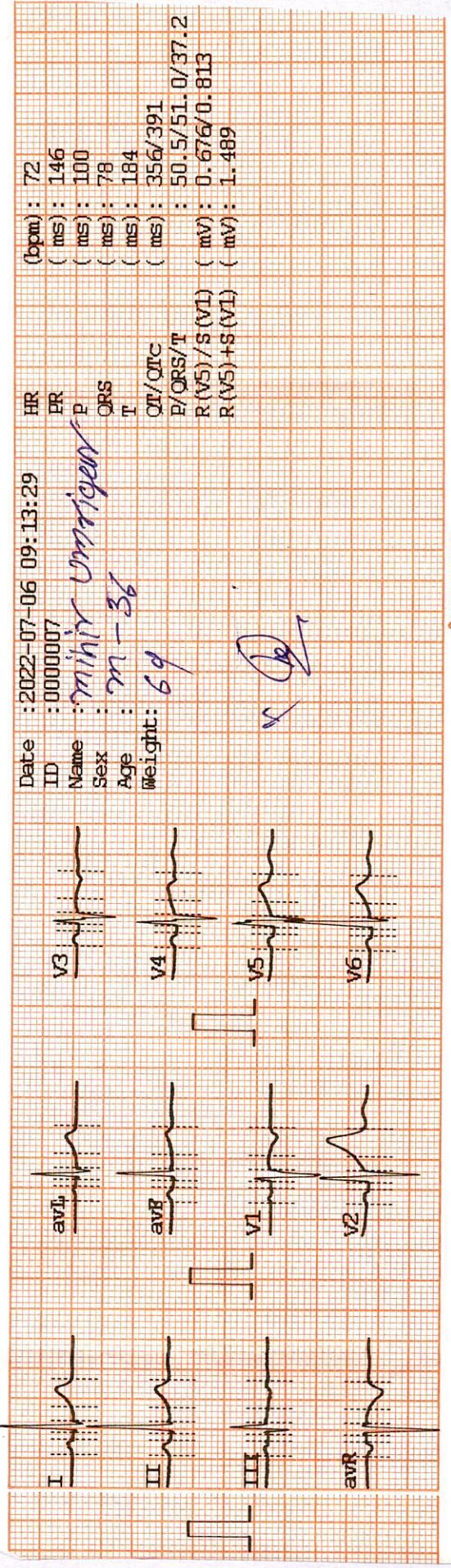
Revival Diagnostic  
401, Aqua Corridor,  
B/s. Star Bazar, Surat-395009.  
Mo. 91062-28601

Ophthalmologist/Optomtrist

Laboratory Test Result are Subject to technical limitation and should be clinically correlate for final diagnosis



PROMPTCARE



Date : 2022-07-06 09:13:29  
 ID : 0000007  
 Name : *minir Umrigen*  
 Sex : *m*  
 Age : *36*  
 Weight : *69*

HR : 72  
 PR : 146 (ms)  
 P : 100 (ms)  
 QRS : 78 (ms)  
 T : 184 (ms)  
 QT/QTc : 356/391 (ms)  
 P/QRS/T : 50.5/51.0/37.2 (mV)  
 R (V5)/S (V1) : 0.676/0.813 (mV)  
 R (V5) + S (V1) : 1.489 (mV)

PROMPTCARE

**DR. ADITI PATEL**  
 M.B.B.S. D. CARD. (MUM)  
 CLINICAL CARDIOLOGIST  
 REG.NO.G-42901

**Revival Diagnostic**  
 401, Aqua Corridor,  
 8/s. Star Bazar, Surat-395009.  
 Mo. 91062-28601

# REVIVAL DIAGNOSTICS



Name : MIHIR D UMRIGAR  
Age/Sex : 36 Yrs. Male  
UHID : 19635  
Ref. By Dr : MEDI WHEEL  
Category : CTR

Date : 06-Jul-2022  
Rec No : 3334

Lab ID : 15459

Collection Date & Time : 06-Jul-2022 8:48 am

## ECG

<u>Test</u>	<u>Observed Value</u>	<u>Biological Reference Interval</u>
-------------	-----------------------	--------------------------------------

ECG

1. The rhythm is sinus.
2. Heart rate is 72 beats per minute.
3. Normal P,QRS,T wave axis.
4. Normal PR,QRS,Q.T. Duration.
5. No pathological q wave or ST-T changes seen.
6. No evidence of chamber hypertrophy or enlargement seen.

IMPRESSION : ECG WITHIN NORMAL LIMITS

**DR. ADITI PATEL**  
M.B.B.S., D. CARD (MUM)  
CLINICAL CARDIOLOGIST  
REG.NO.G-42901

**Revival Diagnostic**  
401, Aqua Corridor,  
B/s. Star Bazar, Surat-395009.  
Mo. 91062-23601

Laboratory Test Result are Subject to technical limitation and should be clinically correlate for final diagnosis

📍 4th Floor, Aqua Corridor, Hazira Road, Adajan Paal, Surat-395009.  
☎ 0261 2747788    ✉ revivaldiagnostics.surat@gmail.com    🌐 www.revivaldiagnostics.com  
This medical report is not intended for medico-legal purposes.



Stage	StageTime (Min:Sec)	PhaseTime (Min:Sec)	Speed (kmph)	Grade (%)	METS	H.R. (bpm)	B.P. (mmHg)	R.P.P. x100	PVC	Comments
Supine					1.0	71	130/90	92	-	
Standing					1.0	78	130/90	101	-	
HV					1.0	73	130/90	94	-	
ExStart					1.0	92	130/90	119	-	
Stage 1	3:00	3:01	2.7	10.0	4.6	121	130/90	157	-	
Stage 2	3:00	6:01	4.0	12.0	7.0	137	140/90	191	-	
PeakEx	1:38	7:39	5.5	14.0	8.8	164	155/90	254	-	
Recovery	1:00		0.0	0.0	1.1	128	180/90	230	-	
Recovery	2:00		0.0	0.0	1.0	107	180/90	192	-	
Recovery	3:00		0.0	0.0	1.0	103	160/90	164	-	
Recovery	3:10		0.0	0.0	1.0	103	132/90	135	-	

Medication : Nil

History : Nil

Test End Reason : Test Complete

Findings :

The patient exercised according to BRUCE for 7:39, achieving a work level of Max METS:8.8. Resting heart rate initially 71 bpm, rose to a max. heart rate of 164 bpm which represents 89% of maximum age predicted heart rate. Resting blood pressure 130/90 mmhg, rose to a maximum blood Pressure of 155/90 mmhg. The exercise stress test was stopped due to Test Complete

Parameters :

Exercise Time : 7:39 minutes

Max HR attained : 164 bpm 89% of Max Predictable HR 184

Max BP : 155/90(mmHg)

WorkLoad attained : 8.8 (Fair Effort Tolerance )

NOsignificant ST segment changes noted during exercise or recovery.

NOAngina/Arrhythmia/S3/murmur

Final Impression : Test is negative for inducible ischaemia.

Advice/Comments:

**Revival Diagnostic**

401, Aqua Corridor,  
B/s. Star Bazar, Surat-395009.  
Mo. 91062-28601

**DR. ADITI PATEL**  
M.B.B.S., D. CARD.(MUM)  
CLINICAL CARDIOLOGIST  
REG.NO.G-42901

REDIUS DIAGNOSTICS

4TH FLOOR, AQUA CORRIDOE, NEAR STAR BAZAR, ADAJAN- 395009, SURAT

919/MIHIR D UMRIGAR

36 Yrs/Male  
69 Kg/161 Cms

Date: 06-Jul-2022 09:15:13 AM

HR: 74 bpm  
METS: 1.0  
BP: 130/90

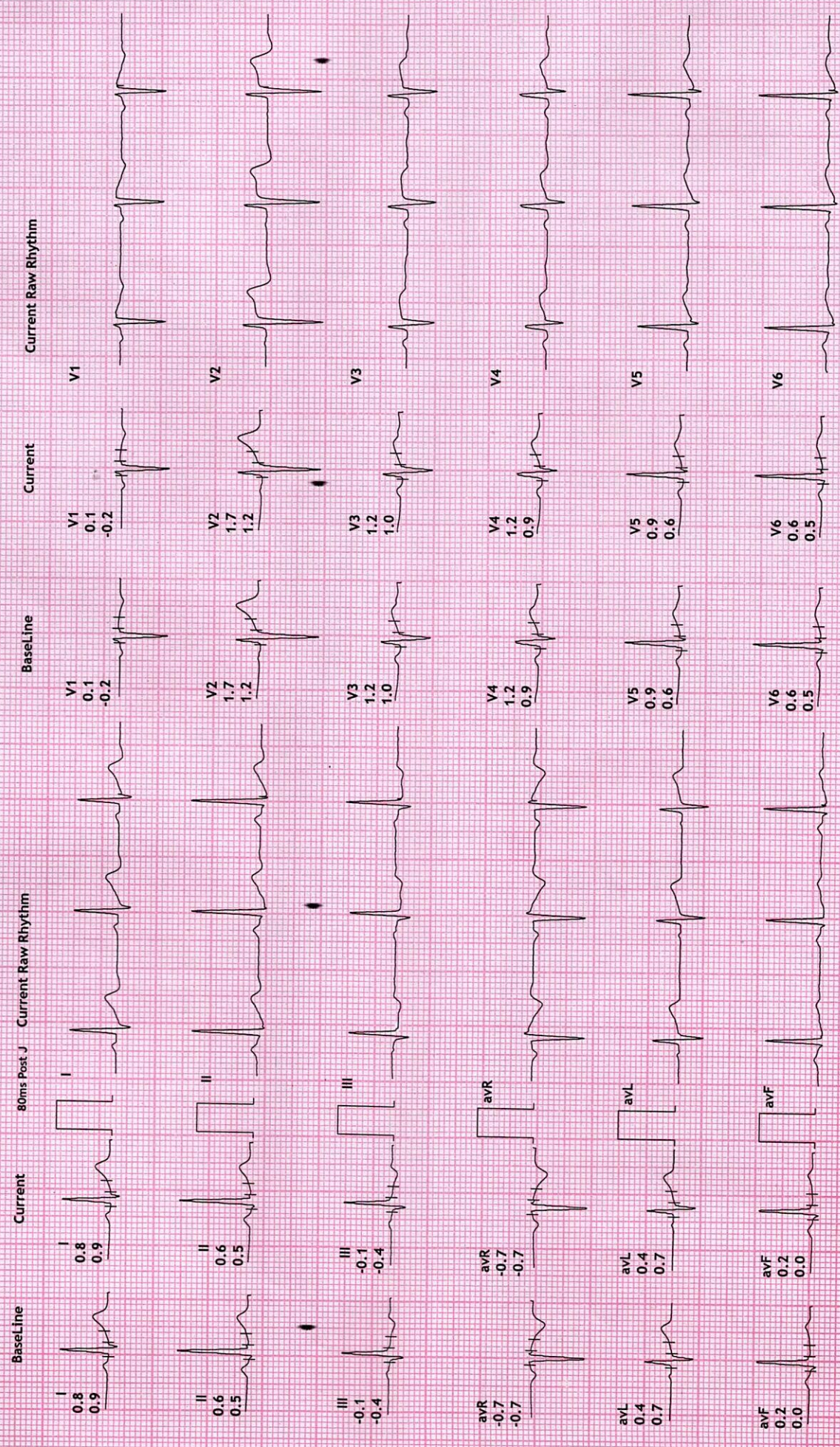
MPHR: 40% of 184  
Speed: 0.0 kmph  
Grade: 0.0%

12 Lead + Comparison

Raw ECG  
BRUCE  
(1.0-100)Hz

Ex Time 00:32  
BLC :On  
Notch :On

SUPINE  
10.0 mm/mV  
25 mm/Sec.



**REDIUS DIAGNOSTICS**  
 4TH FLOOR, AQUA CORRIDOE, NEAR STAR BAZAR, ADAJAN- 395009, SURAT  
 919/MIHR D UMRIGAR  
 36 Yrs/Male  
 69 Kg/161 Cms

Date: 06-Jul-2022 09:15:13 AM

**12 Lead + Comparison**



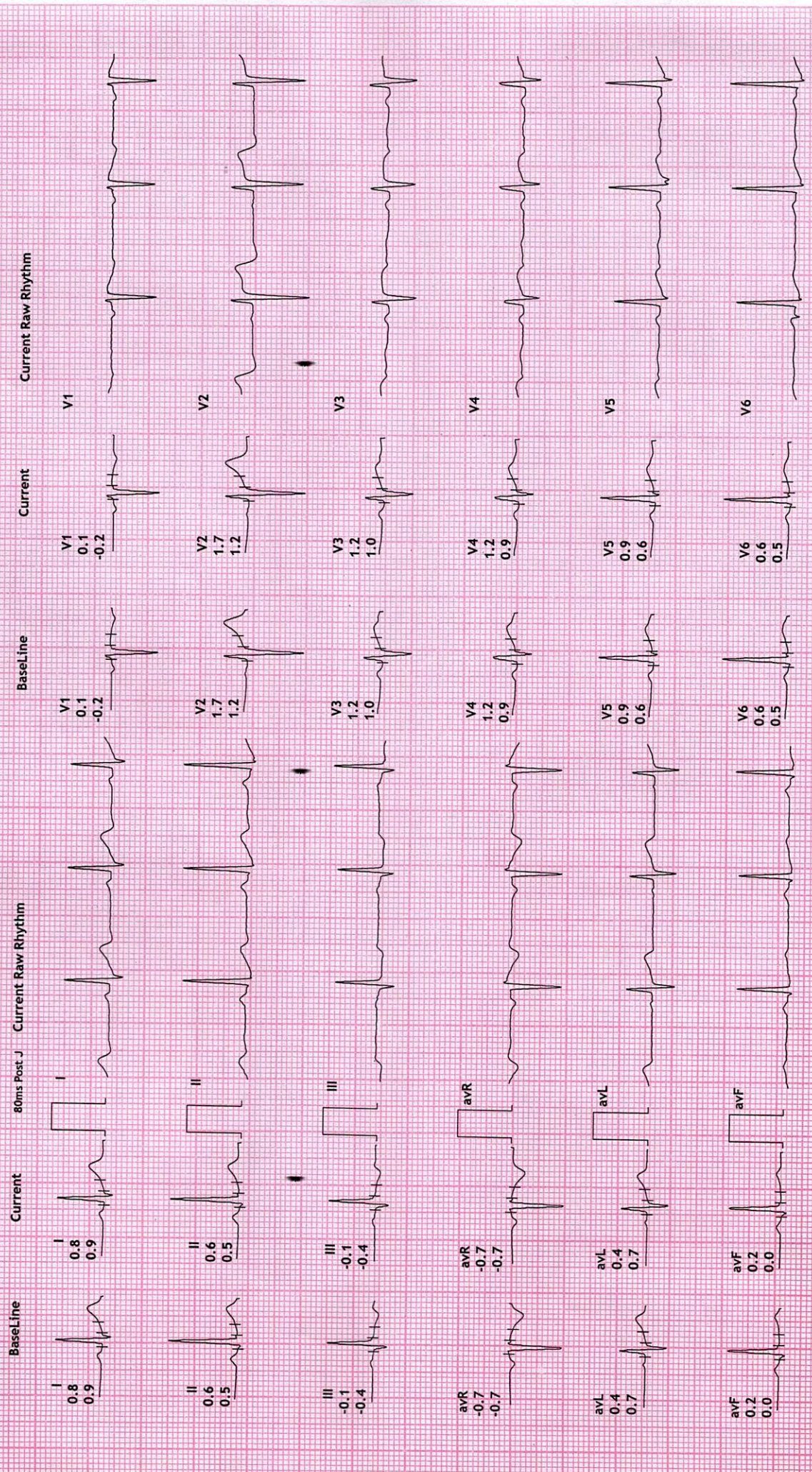
STANDING  
 10.0 mm/mV  
 25 mm/Sec.

Ex Time 00:46  
 BLC :On  
 Notch :On

Raw ECG  
 BRUCE  
 (1.0-100)Hz

MPHR:42% of 184  
 Speed: 0.0 kmph  
 Grade: 0.0%

HR: 78 bpm  
 METS: 1.0  
 BP: 130/90



**REDIUS DIAGNOSTICS**  
 4TH FLOOR, AQUA CORRIDOE, NEAR STAR BAZAR, ADAJAN- 395009, SURAT  
 919/MIHIR D UMRIGAR  
 36 Yrs/Male  
 69 Kg/161 Cms

Date: 06-Jul-2022 09:15:13 AM

**12 Lead + Comparison**

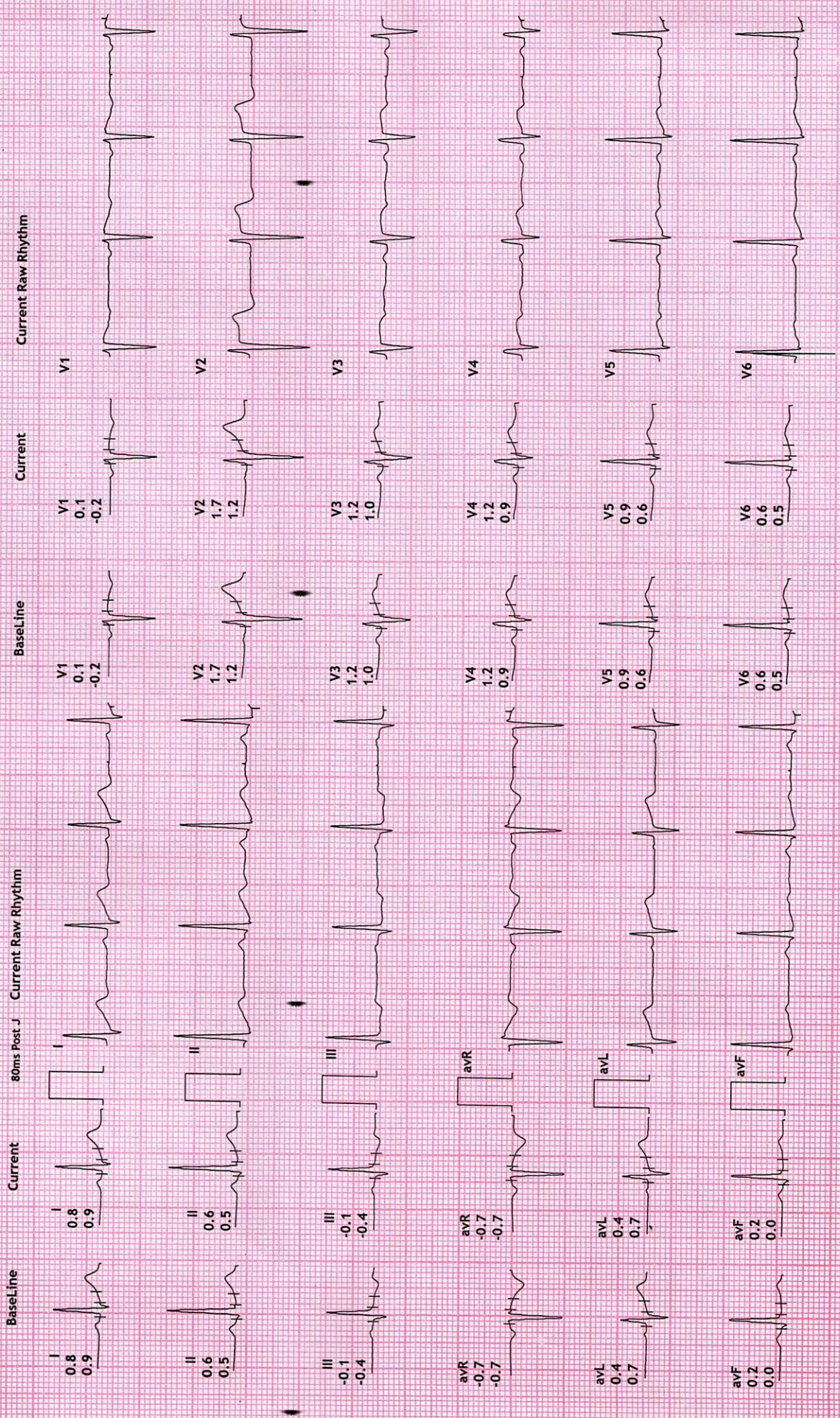
HR: 78 bpm  
 METS: 1.0  
 BP: 130/90

Raw ECG  
 BRUCE  
 (1.0-100)Hz

Ex Time 00:57  
 BLC :On  
 Notch :On



HV  
 10.0 mm/mV  
 25 mm/Sec.





**REDIUS DIAGNOSTICS**

**4TH FLOOR, AQUA CORRIDOE, NEAR STAR BAZAR, ADAJAN- 395009, SURAT**

919/MIHIR D UMRIGAR

36 Yrs/Male

69 Kg/161 Cms

Date: 06-Jul-2022 09:15:13 AM

HR: 93 bpm

METS: 1.0

BP: 130/90

MPHR: 50% of 184

Speed: 0.0 kmph

Grade: 0.0%

**12 Lead + Comparison**

Raw ECG

BRUCE

(1.0-100)HZ

Ex Time 00:00

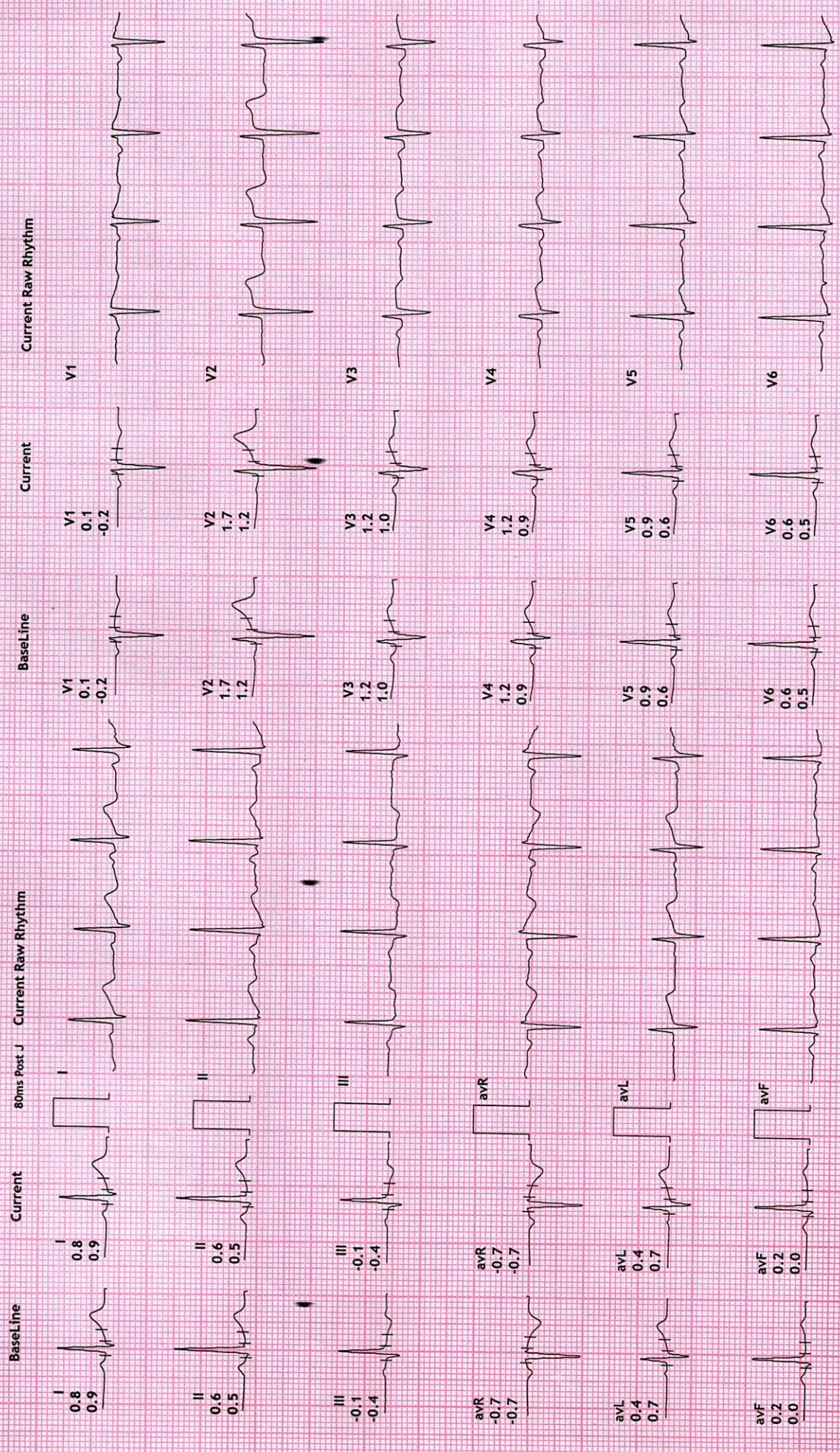
BLC :On

Notch :On

ExStrt

10.0 mm/mV

25 mm/Sec.



**REDIUS DIAGNOSTICS**  
 4TH FLOOR, AQUA CORRIDOE, NEAR STAR BAZAR, ADAJAN- 395009, SURAT  
 919/MIHIR D UMRIGAR  
 36 Yrs/Male  
 69 Kg/161 Cms

Date: 06-Jul-2022 09:15:13 AM

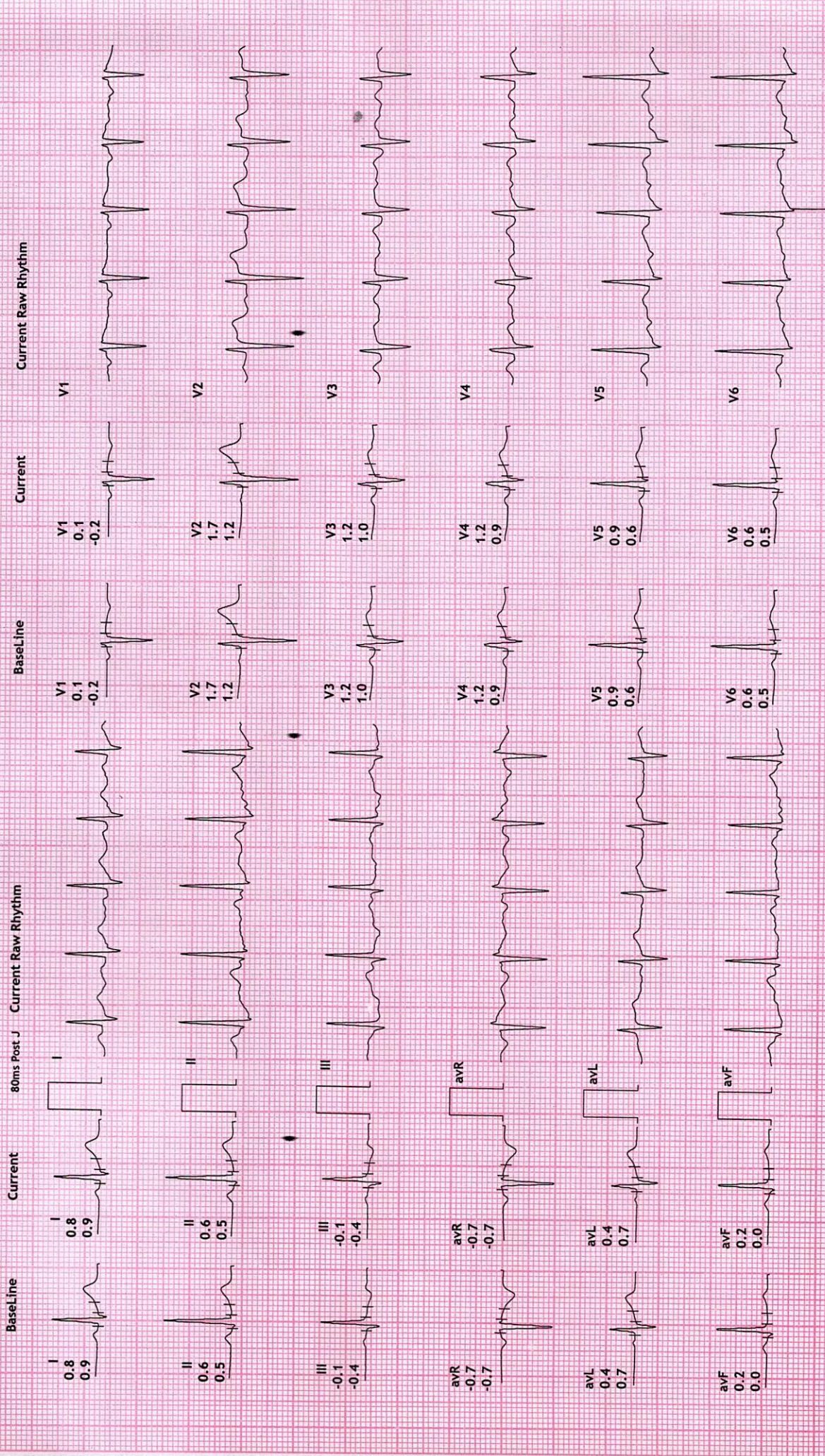
**12 Lead + Comparison**

MPHR: 65% of 184  
 Speed: 2.7 kmph  
 Grade: 10.0%

Raw ECG  
 BRUCE  
 (1.0-100)Hz

Ex Time 03:00  
 BLC : On  
 Notch : On

Stage 1 ( 03:00  
 10.0 mm/mV  
 25 mm/Sec.



**REDIUS DIAGNOSTICS**

**4TH FLOOR, AQUA CORRIDOE, NEAR STAR BAZAR, ADAJAN- 3950009, SURAT**

919/MIHIR D UMRIGAR  
36 Yrs/Male  
69 Kg/161 Cms

Date: 06-Jul-2022 09:15:13 AM

HR: 137 bpm  
METS: 7.0  
BP: 140/90

MPHR: 74% of 184  
Speed: 4.0 kmph  
Grade: 12.0%

Raw ECG  
BRUCE  
(1.0-100)Hz

Ex Time 06:00  
BLC : On  
Notch : On

Stage 2 ( 03:00  
10.0 mm/mV  
25 mm/Sec.

**12 Lead + Comparison**



**REDIUS DIAGNOSTICS**

4TH FLOOR, AQUA CORRIDOE, NEAR STAR BAZAR, ADAJAN- 395009, SURAT

919/MIHIR D UMRIGAR  
36 Yrs/Male  
69 Kg/161 Cms

Date: 06-Jul-2022 09:15:13 AM

HR: 169 bpm  
METS: 8.8  
BP: 155/90

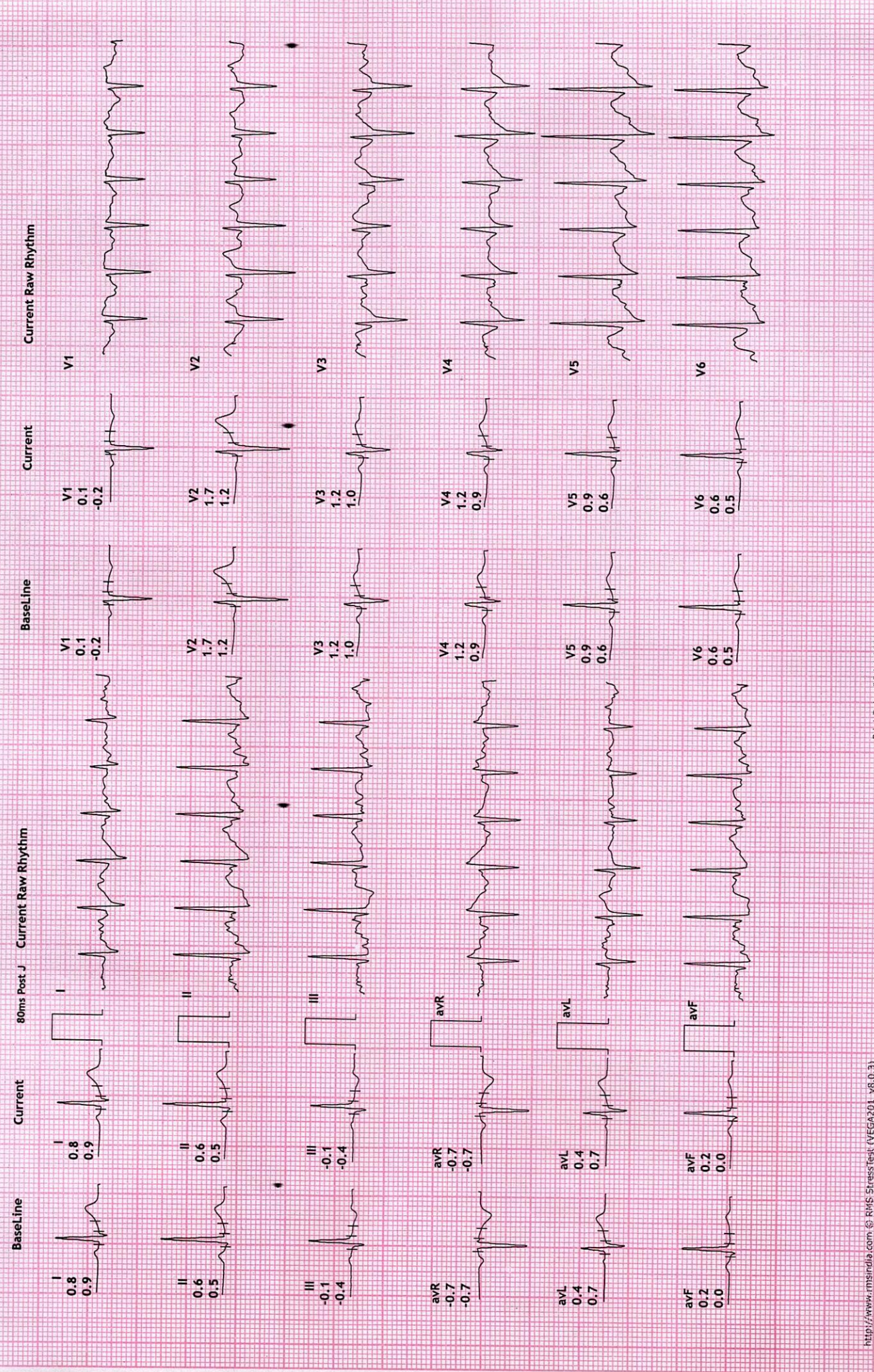
MPHR: 91% of 184  
Speed: 5.5 kmph  
Grade: 14.0%

**12 Lead + Comparison**

Raw ECG  
BRUCE  
(1.0-100)Hz

Ex Time 07:38  
BLC :On  
Notch :On

PeakEx  
10.0 mm/mV  
25 mm/Sec.



**REDIUS DIAGNOSTICS**

**4TH FLOOR, AQUA CORRIDOE, NEAR STAR BAZAR, ADAJAN- 3950009, SURAT**

919/MIHIR D UMRIGAR

36 Yrs/Male

69 Kg/161 Cms

Date: 06-Jul-2022 09:15:13 AM

HR: 128 bpm

METS: 1.0

BP: 180/90

MPHR: 69% of 184

Speed: 0.0 kmph

Grade: 0.0%

**12 Lead + Comparison**

Raw ECG

BRUCE

(1.0-100)HZ

Ex Time 07:38

BLC :On

Notch :On

Recovery : ( 01

10.0 mm/mV

25 mm/Sec.

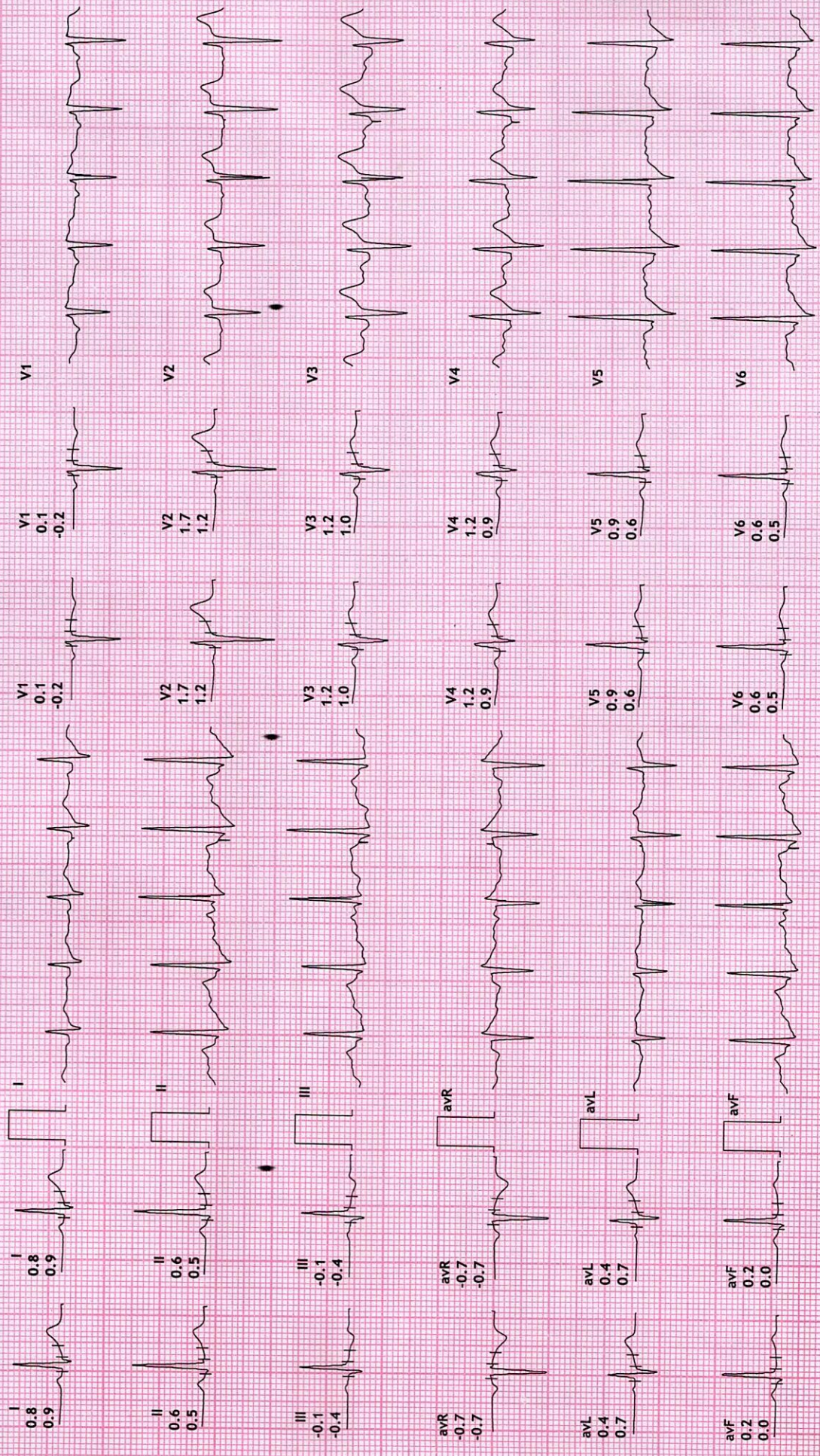


Current Raw Rhythm

Current

Baseline

80ms Post J Current Raw Rhythm



**REDIUS DIAGNOSTICS**  
 4TH FLOOR, AQUA CORRIDOE, NEAR STAR BAZAR, ADAJAN- 395009, SURAT  
 919/MIHIR D UMRIGAR  
 36 Yrs/Male  
 69 Kg/161 Cms

Date: 06-Jul-2022 09:15:13 AM

**12 Lead + Comparison**

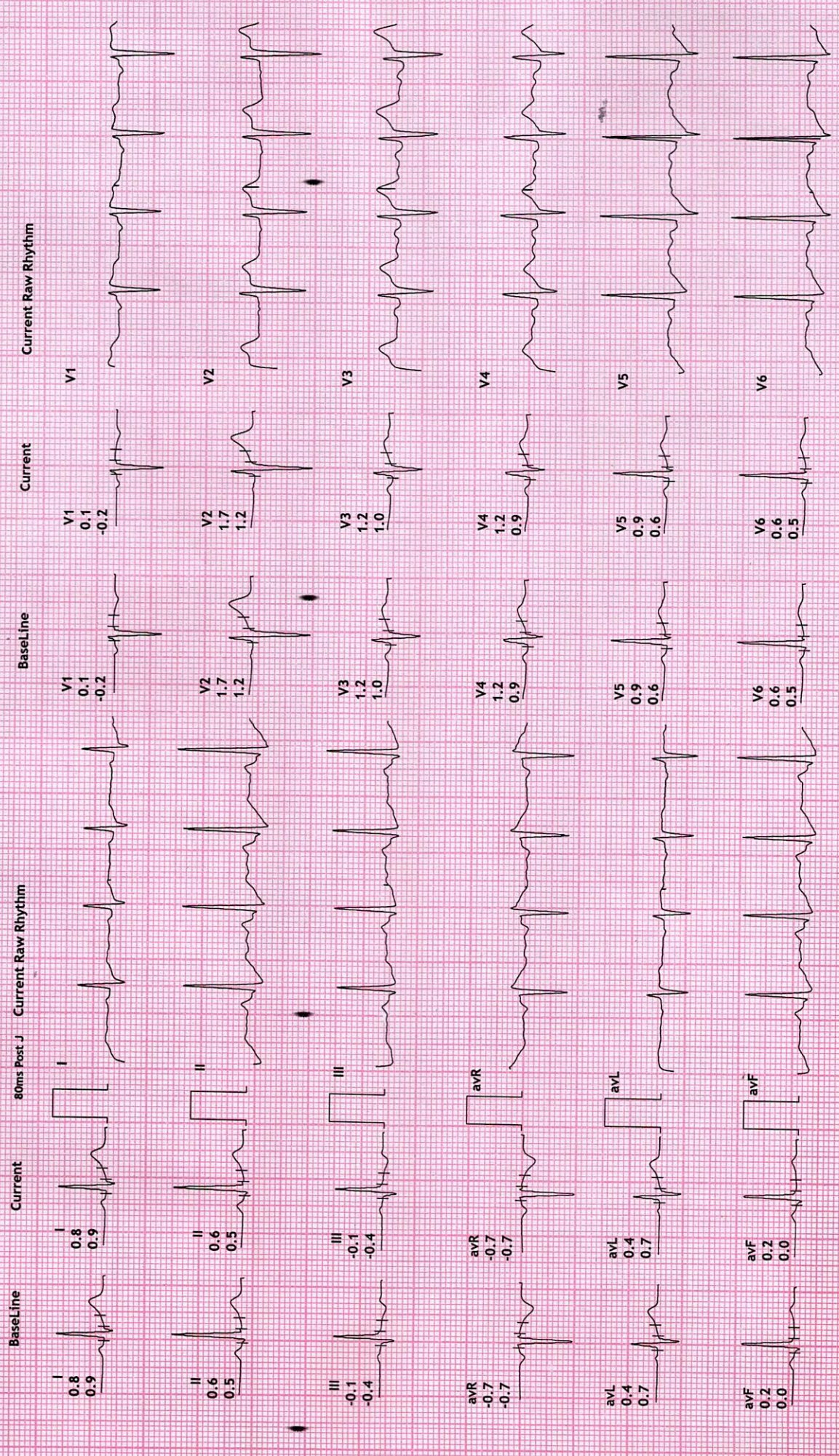
MPHR: 58% of 184  
 Speed: 0.0 kmph  
 Grade: 0.0%

HR: 107 bpm  
 METS: 1.0  
 BP: 180/90

Raw ECG  
 BRUCE  
 (1.0-100)Hz

Ex Time 07:38  
 BLC :On  
 Notch :On

Recovery : ( 02 )  
 10.0 mm/mV  
 25 mm/Sec.



**REDIUS DIAGNOSTICS**

**4TH FLOOR, AQUA CORRIDOE, NEAR STAR BAZAR, ADAJAN- 395009, SURAT**

919/MIHIR D UMRIGAR  
36 Yrs/Male  
69 Kg/161 Cms

Date: 06-Jul-2022 09:15:13 AM

HR: 103 bpm  
METS: 1.0  
BP: 160/90

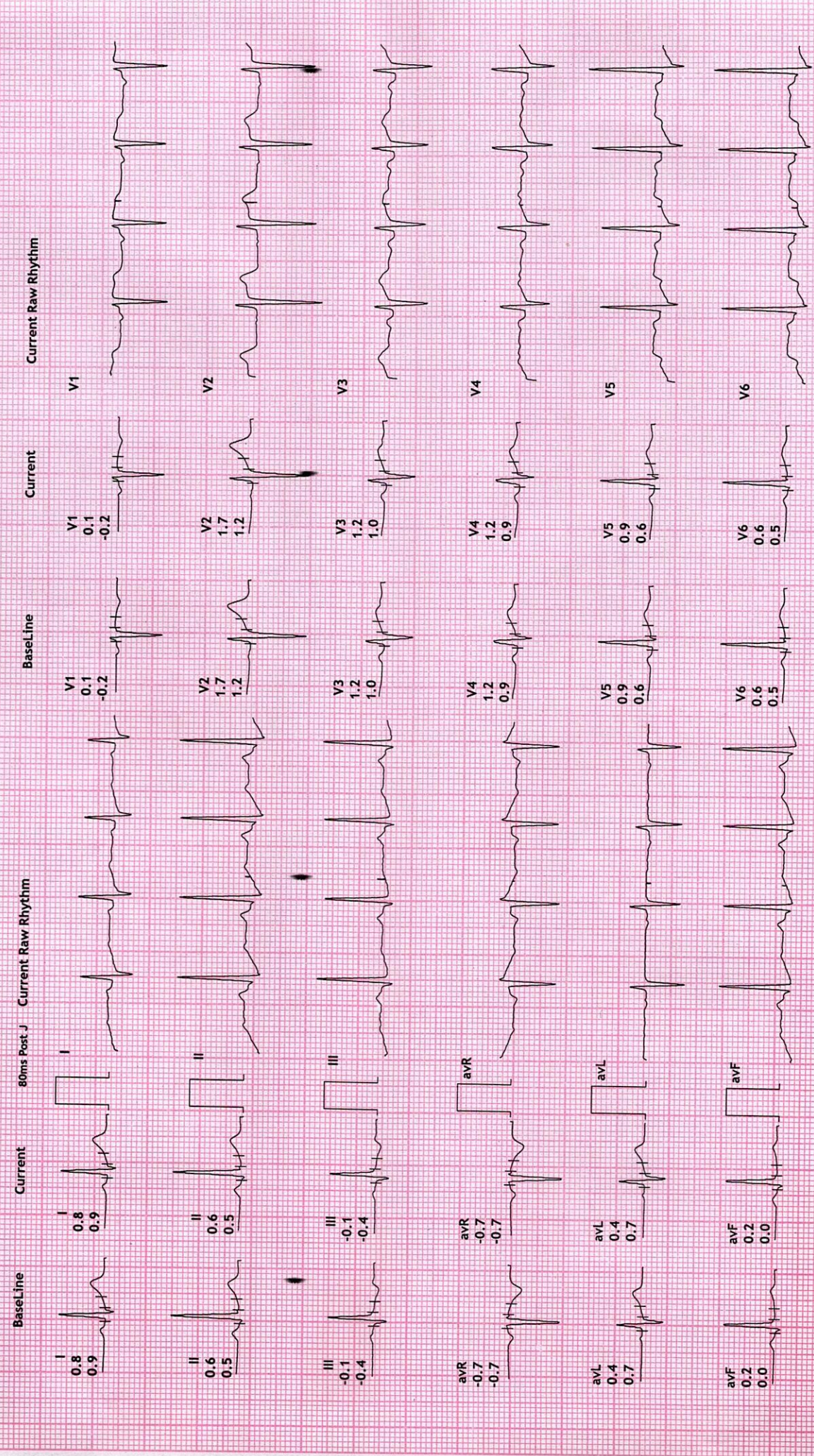
MPHR: 55% of 184  
Speed: 0.0 kmph  
Grade: 0.0%

Raw ECG  
BRUCE  
(1.0-100)Hz

Ex Time 07:38  
BLC : On  
Notch : On

Recovery : ( 03 min)  
10.0 mm/mV  
25 mm/Sec.

**12 Lead + Comparison**





NAME	MIHIR UMRIGAR	DATE	06-Jul-2022
REFERRED BY	MEDI WHEEL	AGE / SEX	36 YRS / M

Thanks for the reference

## USG ABDOMEN

**LIVER:** is normal in size and shows increased echotexture.

No evidence of intrahepatic biliary radicles dilatation / focal space occupying lesion.

The portal vein and common bile duct show normal caliber.

**GALL BLADDER:** is distended and shows smooth walls. Wall thickness is normal.

No evidence of sludge / calculus. No evidence of pericholecystic collection.

**SPLEEN:** Is normal in size and shows normal echo pattern.

**PANCREAS:** shows normal echo anatomy and its relationship with splenic vein is normal.

**KIDNEYS:** Both the kidneys are normal in size, shape and location and show normal cortico-medullary differentiation.

**Right kidney** measures- 10.1 X 4.6 cms.

**Left kidney** measures- 10.5 X 4.8 cms.

No evidence of hydronephrosis or calculus.

**URINARY BLADDER:** is distended with smooth walls.

No evidence of diverticulum or calculus.

**PROSTATE:** is normal in size and shows homogeneous echotexture.

No evidence of ascites / pleural effusion.

Fluid and gas filled bowel loops with normal wall thickness and peristalsis noted.

## **IMPRESSION:**

- Fatty Liver - Grade I

**Dr. Chirag K. Patel**

MBBS-DMPD

Reg. No. G-23509

**DR. CHIRAG K. PATEL**  
Revival Diagnostics

**RADIOLOGIST**  
4th Floor, Aqua Corridor,  
Nr. Star Bazar, Hazira Main Road,  
Adajan, Surat-395009.  
Mo. 97266 726683

Laboratory Test Result are Subject to technical limitation and should be clinically correlate for final diagnosis

📍 4th Floor, Aqua Corridor, Hazira Road, Adajan Paal, Surat-395009.

☎ 0261 2747788

✉ revivaldiagnostics.surat@gmail.com

🌐 www.revivaldiagnostics.com

This medical report is not intended for medico-legal purposes.



R



NAME:MIHIR D UMRIGAR  
AGE:36 Y/MALE  
REF BY :MEDI WHEEL





Name : MIHIR D UMRIGAR  
Age/Sex : 36 Yrs. Male  
UHID : 19635  
Ref. By Dr : MEDI WHEEL  
Category : CTR

Date : 06-Jul-2022  
Rec No : 3334

Lab ID : 15459

Collection Date & Time : 06-Jul-2022 8:48 am

**CHEST RADIOGRAPH-PA VIEW**

Hilar shadows are within normal limits.

Pulmonary vasculature appears normal.

Cardiac appears normal in size.

Both domeh of the diaphragm are smooth.

Both costophrenic recesses are clear.

Both lung fields appear normal.

Visualized bones and soft tissue shadows appear normal.

IMPRESSION:

NORMAL STUDY.

**Dr. Chirag K. Patel**

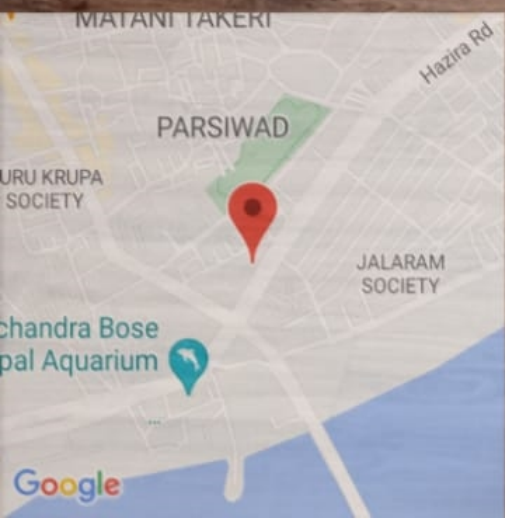
MBBS-DMPD

**DR. CHIRAG K. PATEL**

**Revival Diagnostics**

4th Floor, Aqua Corridor,  
Nr. Star Bazar, Hazira Main Road,  
Adajan, Surat-395009.  
Mo. 97266 726683

Laboratory Test Result are Subject to technical limitation and should be clinically correlate for final diagnosis



06-Jul-2022 8:50:45 am  
21.1869N 72.7936E

Hazira - Adajan Road

Adajan  
Surat  
Gujarat  
Mihir

Name of / Address  
Location / Policy Number  
Insurance

Sample

Time of Sample Collection  
 Stool /  Sputum

Date &  
Type of

Te



ભારત સરકાર

Government of India

ઉમરીગાર મિહિર ધનસુખ

Umrigar Mihir Dhansukh

જન્મ તારીખ / DOB : 24/02/1986

પુરુષ / Male

7249 9700 9778



આધાર

સામાજ્ય માણસનો અધિકાર

Site of  
Relevant Medical & Drug

Medical Check Up  
Done

Other Check Up

Pulmonary Function Test

Amount : \_\_\_\_\_

Ret


Name of Doctor / Employee / Insurance Company : \_\_\_\_\_  
Address : \_\_\_\_\_  
Location / Address : \_\_\_\_\_  
Insurance / Policy Number : \_\_\_\_\_

Date & Time of Sample Collection : \_\_\_\_\_  
Type of Sample : Blood /  Stool /

Sample Detail  
Time of Sample Collection : \_\_\_\_\_  
 Stool /

Test Requested

Relevant Medical & Drug History : \_\_\_\_\_  
Number : \_\_\_\_\_

 **UIDAI**  
**आरटीय विनिवेश आयोग-भारत**  
**Unique Identification Authority of India**

સરનામું:  
1/124, જુનો નવસાર, સુરત  
અસીઆઈઆઈ સેલિંગ, ઉમરા, ઉમરા, ગુજરાત, સુરત, ગુજરાત, 395007

Address:  
1/124, Old Navsari, SVNIT College, Umra, Umra, Gujarat, 395007

1947  
1800 300 1947

help@uidai.gov.in

7249 9700 9778

www.uidai.gov.in

Requested	Done
Other Check Up	
Pulmonary Function Test	
Audiometry	
Retinal Screening	
Radiology Check Up	
X-Ray Chest /	
USG	