


Patient Name :	SUDHANSHU CHANDRAPRAKASH JOSHI	Sample No. :	SAMPLE-0106612 
Patient ID :	CH-2024-0053319	Visit No. :	OPD/2024/01/0001102
Age/Sex :	31y/Male	Call. Date :	27-Jan-2024 10:43
Referred By :	RIPAL PATEL	S. Coll. Date :	27-Jan-2024 11:02
Ward :	-	Report Date :	27-Jan-2024 13:02

Hemoglobin (HB)

Investigation	Result	Normal Value
Hemoglobin	15.3 gm/dl [NORMAL]	[M : 14-18, F : 12-16]

WBC

Investigation	Result	Normal Value
R.B.C Count :	4.46 mill./c.mm [LOW]	[M : 4.5 - 5.5 , F : 3.8 - 5.2]
WBC :	4380 /c.mm [NORMAL]	4000 - 10000

Platelet count

Investigation	Result	Normal Value
Platelets	1.34 Lakh/cmm [LOW]	1.5 - 4.5


WBC count - Differential

Investigation	Result	Normal Value
Polymorphs	53 % [NORMAL]	40 - 70
Lymphocytes	38 % [NORMAL]	20 - 40
Eosinophils	02 % [NORMAL]	1 - 6
Monocytes	07 % [NORMAL]	2 - 10
Basophils	00 % [NORMAL]	0 - 1

BLOOD UREA

Investigation	Result	Normal Value
Blood Urea	21.7 mg/dl [NORMAL]	15 - 40

S.Creatinine

Patient Name : SUDHANSHU CHANDRAPRAKASH JOSHI	Sample No. : SAMPLE-0106612 
Patient ID : CH-2024-0053319	Visit No. : OPD/2024/01/0001102
Age/Sex : 31y/Male	Call. Date : 27-Jan-2024 10:43
Referred By : RIPAL PATEL	S. Coll. Date : 27-Jan-2024 11:02
Ward : -	Report Date : 27-Jan-2024 13:02

Investigation	Result	Normal Value
Serum Creatinine	1.04 mg/dl [NORMAL]	Male : 0.9 to 1.5 mg/dl Female : 0.8 to 1.2 mg/dl

BUN

Investigation	Result	Normal Value
BUN :	10 [NORMAL]	8.0 to 23.0 (mg/dl)

URIC ACID

Investigation	Result	Normal Value
Serum Uric Acid	6.72 mg/dl [NORMAL]	Male : 2.5 to 7.0 Female : 1.5 to 6.0

ESR

Investigation	Result	Normal Value
ESR - After One Hour	05 mm [NORMAL]	[M : 3 - 5, F : 4 - 7]

Blood Group


Investigation	Result	Normal Value
ABO :	A	
Rh :	Positive	

FASTING BLOOD GLUCOSE

Investigation	Result	Normal Value
Fasting Blood Sugar :	120.09 mg/dl [HIGH]	70 - 110
Fasting Urine Sugar :	Absent	

HBA1C

Investigation	Result	Normal Value
Mean Blood Glucose	145 mg/dl	

Patient Name :	SUDHANSHU CHANDRAPRAKASH JOSHI	Sample No. :	SAMPLE-0106612 
Patient ID :	CH-2024-0053319	Visit No. :	OPD/2024/01/0001102
Age/Sex :	31y/Male	Call. Date :	27-Jan-2024 10:43
Referred By :	RIPAL PATEL	S. Coll. Date :	27-Jan-2024 11:02
Ward :	-	Report Date :	27-Jan-2024 13:02

Hb A 1c 6.68 % > 8 : Action Suggested
6-7 : Near Normal Glycemia
7-8 : Good Control
< 7 : Goal
< 6 : Non-diabetic Level

Comments

Hb A1C also known as Glycosylated Haemoglobin is the most important test for the assessment of longterm Blood glucose control (also called glycemic control).
Hb A1C reflects mean glucose concentration over past 6-8 weeks and provides a much better indication of longterm glycemic control than blood glucose determination.
This reaction is irreversible & therefore remains unaffected by glucose & Haemoglobin. Long term complications of diabetes such as Retinopathy (Eye-complications), nephropathy (Kidney-complications) & neuropathy (nerve complications) are potentially serious and can lead to blindness, kidney failure etc. Glycemic control as monitored by Hb A1C measurement is considered most important.

TSH

Investigation	Result	Normal Value
TSH :	2.72 uIU/ml [NORMAL]	0.34 to 4.5 (uIU/ml)

T3


Investigation	Result	Normal Value
T3-Triiodothyronine :	1.04 ng/ml [NORMAL]	0.69 to 2.15 (ng/ml)

T4

Investigation	Result	Normal Value
T4-thyroxine :	62.7 ng/ml [NORMAL]	52.0 to 127.0 (ng/mL)

LIPID PROFILE


Investigation	Result	Normal Value
---------------	--------	--------------

Patient Name :	SUDHANSHU CHANDRAPRAKASH JOSHI	Sample No. :	SAMPLE-0106612 
Patient ID :	CH-2024-0053319	Visit No. :	OPD/2024/01/0001102
Age/Sex :	31y/Male	Call. Date :	27-Jan-2024 10:43
Referred By :	RIPAL PATEL	S. Coll. Date :	27-Jan-2024 11:02
Ward :	-	Report Date :	27-Jan-2024 13:02

Serum Cholesterol (Chol) :	222.26 mg/dl	<200 mg/dl Desirable 200-239 mg/dl Boderline High > 240 mg/dl High
Serum Triglyceride :	95.20 mg/dl	<150 mg/dl Normal 150-199 mg/dl Boderline High 200-499 mg/dl High
S.HDL Cholesterol :	67.24 mg/dl	Men : >55, Wo : >65 Standread Risk Level Men : 35-55, Wo : 46-65 Risk Men : <35, Wo : <45
LDLC :	110.57 mg/dl	
VLDL :	44.45 mg/dl [HIGH]	10.0 to 30.0 (mg/dl)
LDL/HDL Ratio :	1.64 - [NORMAL]	< 3.5
TC / HDL Ratio :	3.31 - [LOW]	4.0 to 6.0
LDL (DIRECT) :	136.63 mg/dl [Border line high]	< 100.0 (Optimal), 100.0 to 120.0 (Near Optimal), 130.0 to 159.0 (Border line high), 160.0 to 189.0 (High), > 190.0 (Very high)

LIVER FUNCTION TEST


Investigation	Result	Normal Value
Total Bilirubin :	0.66 mg/dl [NORMAL]	0.0 to 1.2
Direct Bilirubin (DBIL) :	0.19 mg/dl [NORMAL]	0.0 to 0.30
ALT (SGPT) :	36.60 IU/L [NORMAL]	[0.0 - 40]
AST (SGOT) :	23.93 IU/L [NORMAL]	<= 45.0
Alkaline Phosphatase (ALP) :	72.3 IU/L [NORMAL]	15 - 80 - : 37.0 to 147.0

Patient Name :	SUDHANSHU CHANDRAPRAKASH JOSHI	Sample No. :	SAMPLE-0106612 
Patient ID :	CH-2024-0053319	Visit No. :	OPD/2024/01/0001102
Age/Sex :	31y/Male	Call. Date :	27-Jan-2024 10:43
Referred By :	RIPAL PATEL	S. Coll. Date :	27-Jan-2024 11:02
Ward :	-	Report Date :	27-Jan-2024 13:02

Total Protein (TP) :	7.33 gm/dl [NORMAL]	[Adult 6.0 to 7.8]
Albumin (ALB) :	4.27 gm/dl [NORMAL]	3.5 to 5.0 (gm/dl)
Indirect Bilirubin (IBIL) :	0.47 [NORMAL]	0.0 to 0.75 (mg/dl)
Globulins :	3.06 gm/dl [NORMAL]	2.4 to 3.5 (gm/dl)
A/G Ratio :	1.3	

URINE R & M

Investigation	Result	Normal Value
Physical Examination :		
Quantity :	15 ml	
Colour :	Pale Yellow -	
Appearance :	Clear -	
Odour :	URINIOD -	
Reaction :	Acidic -	
Specific Gravity :	1.010 -	
Chemical Examination :		
Albumin :	Absent -	
Sugar :	Absent -	
Bile Salts :	Absent -	
Bile Pigments :	Absent -	
Acetone :	Absent -	
Urobilinogen :	Absent -	
Microscopic Examination :		
Pus Cells :	2-3 -	
RBCs :	Absent -	
Epithelial cells :	3-4 -	


Patient Name : SUDHANSHU CHANDRAPRAKASH JOSHI	Sample No. : SAMPLE-0106612 
Patient ID : CH-2024-0053319	Visit No. : OPD/2024/01/0001102
Age/Sex : 31y/Male	Call. Date : 27-Jan-2024 10:43
Referred By : RIPAL PATEL	S. Coll. Date : 27-Jan-2024 11:02
Ward : -	Report Date : 27-Jan-2024 13:02

Casts : Absent -

Crystals : Absent -

DR. NAITIK BHATIA
CONSULTANT PATHOLOGIST
(M.B.B.S,D.C.P)

DR. KETAN KAPADIA
CONSULTANT PATHOLOGIST
(M.B.B.S,M.D)

Patient Name : SUDHANSHU CHANDRAPRAKASH JOSHI	Sample No. : SAMPLE-0106612 
Patient ID : CH-2024-0053319	Visit No. : OPD/2024/01/0001102
Age/Sex : 31y/Male	Call. Date : 27-Jan-2024 10:43
Referred By : RIPAL PATEL	S. Coll. Date : 27-Jan-2024 11:02
Ward : -	Report Date : 27-Jan-2024 15:56

PP2BS

Investigation	Result	Normal Value
Post Prandial Blood Sugar (2Hrs) :	111.26 mg/dl [NORMAL]	100 - 140
Post Prandial Urine Sugar (2Hrs) :	Absent	

DR. NAITIK BHATIA
CONSULTANT PATHOLOGIST
(M.B.B.S,D.C.P)

DR. KETAN KAPADIA
CONSULTANT PATHOLOGIST
(M.B.B.S,M.D)