



DIABETIC DIET SHEET

NAME: Mr. M. Narayana Swamy AGE: 64 SEX: M/F
 Height (cms): 168.5 Weight (kgs): 73.3 IBW: 65
 Total Calories: 1500kcal

Morning: Coffee/ Tea 1 cup (with Skimmed milk without sugar) / Green Tea 1 cup / Milk - 1cup

Breakfast: 8 am - 9 am

Idly 3 / Dosa 2 / Roti (millets) / Pulkas 2 / Upma/ Pongal / Rice 1 cup
 Brown Bread Slices 2 / Oats/Muslei 1 cup / Vegetable Salad 1 cup / Sprouts 1 cup
 sambar 1 cup / chutney 3 tsp (Restrict coconut & ground nut chutney)

Mid morning: 11 am - 11.30 am

Fruit 1 no / Buttermilk 1 glass / Lime or Tomato juice without sugar 1 glass / Ragi malt - 1glass
 Soup 1 glass / Sprouts 1 cup / Coffee/ Tea without sugar 1 cup + Marie/ oats/ Biscuits 2 no

Lunch: 1pm - 2 pm

Rice 1 cup / Pulkas 2 / Broken Wheat 1 cups / Rice 1/2 cups + Pulka 1 /
 Ragiball 1 + Dhal/ Sambar 1 cup + Rasam 1 cup + Green leafy/
 Vegetable Palya 1 cup + Salad 1 cup + Curds/Buttermilk 1 cup

Evening: 4pm - 6 pm

Coffee/ Tea without sugar 1 cup + Marie Biscuits 2 nos / Fruit 1 / Sprouts 1 cup/
 Boiled legumes 1 cup

Dinner: 8.00 pm - 9.00 pm

Same as Lunch or Breakfast *(Avoid Rice)*

Bed Time: Milk without sugar 150 ml / Buttermilk 1 glass

Oil 4 tsp *Fluids* Water 1.5 lts/day Salt 1/2 tsp or 3 gms

Non Veg: Skin out chicken / Fish 3 (Weekly once / 15 days once). Avoid Mutton.

Note:

1 Glass: 200 ml Capacity 1 Teaspoon 5 gm 1 Tablespoon: 15 gms
 Ragi Ball: Medium Musambi Size 1 Cup: 150gms

Foods to be allowed :

- * Wholegrain cereals, Whole gram, Pulses, Sprouts.
- * All green leafy vegetables, Other vegetables and Fibre rich vegetables.

Fruits : Any one fruit can be taken per day.

- * Apple, Orange, Musambi, Pear, Guava, Yelakki banana (small size),
- * 1 cup of Papaya, Water melon, Musk Melon, Pineapple, Pomegranate (1/2 cup), 5-10 nos of Grapes
- * Jamun and Mango weekly once 1/2 slice.
- * Source of oil should be changed every month as follows: Sunflower oil / Safflower / Groundnut oil / Rice bran oil / Mustard oil / Olive oil / Soya oil / Canola oil.
- * Skimmed milk, Skimmed milk curds, Buttermilk.
- * Egg White, Fish and Skin out chicken specified amounts.

Foods to be avoided :

- * Refined flour (Maida), Sweets, Sugar, Jaggery, Honey, Jam, Ice Cream.
- * Potato, Colacasia, Tapioca, Sweet Potato, Yam.
- * Fruits like Sapota, Seethaphal, Jack fruit and Big banana.
- * Bakery products, Puddings, Chocolates, Jellies, Pastries, Pizza.
- * Whole milk, Cream, Cheese and Milk Shakes.
- * Ghee, Dalda, Butter, Khoa.
- * Fried foods, Nuts and oil Seeds, Raisins, Dates.
- * Carbonated drinks, Proprietary drinks and Alcohol.
- * IFBP is present avoid Papads, Pickles, Salted nuts, Chips, Baking soda, Bread
- * Bakery products, canned & Tinned foods.

Tips :

- * Never skip meals
- * Eat high fibre food
- * Exercise regularly
- * Include vegetables, green leafy vegetables and fruits in your diet
- * Keep on changing source of oil every month
- * Follow the healthy guidelines while eating out
- * Choose healthy snacks
- * Small and frequent meals at regular intervals should be taken
- * Use brown rice or unpolished rice instead fo white rice
- * Chew food Properly


DIETICIAN

OUT PATIENT RECORD NOTE

Name: *Narayana swamy* Age / Sex: *64/m* Ph. No.:

UHID No: *151988*

OUT PATIENT HISTORY, FINDINGS & ADVISE

HE - *155.5* CM
WE - *73.3* kg
SpO₂ - *97* %
PR - *88* b/m
BP - *170/90* mmHg
BMI - *36*

PLEASE SIGN AFTER EACH ENTRY

Name: Narayana

Age / Sex: 64/M Ph. No.:

UHID No: 151988

OUT PATIENT HISTORY, FINDINGS & ADVISE

HT - 165.5 cm

CS/B Dr Sridhar

WT - 73.5 kg

SPO2 - 97%

pt is a kldo T2DM
KTN

PR - 82b/m

BP - 170/90 mmHg

BMI - 36

Advice
uric acid - 10.2 mg/dl.

→ Tab glycomet 9P3/850 1-0-1 x to continue

→ Tab Febustat 40 1-0-0 x 3 months.

→ ~~Tab calcium~~

→ ~~Tab statin~~

→ Follow up for BP check, FBS, PPBS after 1 month.

→ Tab losar 25mg 1-0-0 x to continue

→ Tab prolomet XL 25 1-0-0 x to continue

PLEASE SIGN AFTER EACH ENTRY



Vasavi Hospitals

LABORATORY

WE CURE WITH CARE
(A Unit of Sree Vasavi Trust)

Patient Name	Mr. M NARAYANA SWAMY	Lab No	23163
UHID	151988	Sample Date	13/08/2022 10:14AM
Age/Gender	64 Yrs/Male	Receiving Date	13/08/2022 10:40AM
Bed No/Ward	OPD	Report Date	13/08/2022 12:49PM
Referred By	Dr. CMO	Report Status	Final
Bill No.	OPCR/23/2332	Manual No.	

HAEMATOLOGY

Test Name	Result	Unit	Biological Ref. Range	Method
BLOOD GROUP	A			
RH TYPE	POSITIVE			
			Sample: Blood	
HAEMOGLOBIN	15.9	gm/dl	14.00 - 18.00	
TOTAL COUNT	6730	cells/cumm	4500.00 - 11000.00	
DLC				
NEUTROPHILS	62	%	35.00 - 66.00	
LYMPHOCYTES	31	%	24.00 - 44.00	
MONOCYTES	05	%	4.00 - 10.00	
EOSINOPHILS	02	%	1.00 - 6.00	
BASOPHILS	00	%	0.00 - 1.00	
R.B.C COUNT	5.02	mill/cumm	4.50 - 5.90	
PACKED CELL VOLUME (PCV)	46.1 ↑	%	40.00 - 50.00	
PLATELET COUNT	2.87	lakh/cumm	1.50 - 4.50	
M.C.V	91.8 ↑	fL	80.00 - 100.00	
M.C.H	31.7	pg	26.00 - 34.00	
M.C.H.C	34.5	%	32.00 - 36.00	
ESR (ERYTHROCYTE SEDIMENTATION RATE)	15 H	mm/hr	0.00 - 14.00	

--End Of Report--

Verified By
SHWETHA J

BADARINATH S
MD (PGI)
HEMATOPATHOLOGIST / PATHOLOGIST

Printed on 13/08/2022 15:07

Page: 4 Of 5

#15, 70th Cross, 14th Main, 1st Stage, Kumaraswamy Layout (Opp. to 15 E Bus Stop), Bengaluru - 560 078

☎ 080 7150 0500 / 88844 66000 ✉ info@vasavihospitals.com 🌐 www.vasavihospitals.com

Gastroenterology • Neurology • Orthopaedics • General Surgery • Obstetrics & Gynecology • Nephrology & Urology • ENT • Emergency & Critical Care



Vasavi Hospitals

LABORATORY

WE CURE WITH CARE
(A Unit of Sree Vasavi Trust)

Patient Name	Mr. M NARAYANA SWAMY	Lab No	23163
UHID	151988	Sample Date	13/08/2022 10:14AM
Age/Gender	64 Yrs/Male	Receiving Date	13/08/2022 10:40AM
Bed No/Ward	OPD	Report Date	13/08/2022 12:49PM
Referred By	Dr. CMO	Report Status	Final
Bill No.	OPCR/23/2332	Manual No.	

BIOCHEMISTRY

Test Name	Result	Unit	Biological Ref. Range	Method
Sample: Serum				
BLOOD UREA NITROGEN	12.5	mg/dl	Upto 14 years : 5 - 18 mg/dl Male (above 14 years): 8 - 24 mg/dl Female (above 14 years): 6 - 21 mg/dl Pregnant women : 5 - 12 mg/dl	
SERUM CREATININE	1.01	mg/dl	0.60 - 1.40	
FASTING BLOOD SUGAR	172.4 H	mg/dl	74.00 - 100.00	
GLYCOSYLATED HAEMOGLOBIN (HbA1c)				
HbA1c (GLYCOSYLATED Hb)	5.6	%	4.00 - 6.00	Immunoturbidimetric
MEAN BLOOD GLUCOSE	114.02 H	mg/dl		
LIPID PROFILE				
TOTAL CHOLESTEROL	182	mg/dl	0.00 - 200.00	
TRIGLYCERIDES	127.5	mg/dl	0.00 - 200.00	
HDL CHOLESTEROL - DIRECT	72.6 H	mg/dl	35.00 - 55.00	
LDL CHOLESTEROL - DIRECT	99.7	mg/dl	0.00 - 130.00	
TC/HDL	2.51			
LDL/HDL	1.37			

Sample: Serum

LIVER FUNCTION TEST (LFT)

Verified By
SHWETHA J

BADARINATH S
MD (PGI)
HEMATOPATHOLOGIST / PATHOLOGIST

Printed on 13/08/2022 15:07

Page: 1 Of 5

#15, 70th Cross, 14th Main, 1st Stage, Kumaraswamy Layout (Opp. to 15 E Bus Stop), Bengaluru - 560 078

☎ 080 7150 0500 / 88844 66000 ✉ info@vasavihospitals.com 🌐 www.vasavihospitals.com

Gastroenterology • Neurology • Orthopaedics • General Surgery • Obstetrics & Gynecology • Nephrology & Urology • ENT • Emergency & Critical Care



Vasavi Hospitals

LABORATORY

WE CURE WITH CARE
(A Unit of Sree Vasavi Trust)

Patient Name	Mr. M NARAYANA SWAMY	Lab No	23163
UHID	151988	Sample Date	13/08/2022 10:14AM
Age/Gender	64 Yrs/Male	Receiving Date	13/08/2022 10:40AM
Bed No/Ward	OPD	Report Date	13/08/2022 12:49PM
Referred By	Dr. CMO	Report Status	Final
Bill No.	OPCR/23/2332	Manual No.	

TOTAL BILIRUBIN 0.71 mg/dl Adult - 0.2 - 1.3 mg/ dL

Special condition:

Premature - <2.0 mg/ dL
Full term - <2.0 mg/ dL
0-1 day - Premature-
1.0 - 8.0 mg/ dL
0-1 day - Full term -
2.0 - 6.0 mg/ dL
1 - 2 days Premature -
6.0 - 12.0 mg/ dL
1 - 2 days Full term -
6.0 - 10.0 mg/ dL
3 - 5 days Premature -
10.0 - 14.0 mg/ dL
3 - 5 days Full term -
4.0 - 8.0 mg/ dL

DIRECT BILIRUBIN	0.38 H	mg/dl	0.00 - 0.30
INDIRECT BILIRUBIN.	0.33	mg/dl	
ASPARATE AMINOTRANSFERASE (SGOT/AST)	23.3	U/L	0.00 - 40.00
ALANINE AMINOTRANSFERASE (SGPT/ALT)	11.4	U/L	0.00 - 40.00
ALKALINE PHOSPHATASE (ALP)	50 L	IU/L	56.00 - 119.00
TOTAL PROTEIN	5.60 L	g/dl	6.00 - 8.50
SERUM ALBUMIN	3.81	g/dl	3.50 - 5.20
SERUM GLOBULIN	1.79 L	g/dl	2.30 - 3.50
A/G RATIO	2.13 H	%	1.00 - 1.50
URIC ACID	10.2 H ↑	mg/dl	4.50 - 8.10

--End Of Report--



Verified By
SHWETHA J

Badarinath S
BADARINATH S
MD (PGI)
HEMATOPATHOLOGIST / PATHOLOGIST

Printed on 13/08/2022 15:07

Page: 2 Of 5

#15, 70th Cross, 14th Main, 1st Stage, Kumaraswamy Layout (Opp. to 15 E Bus Stop), Bengaluru - 560 078

☎ 080 7150 0500 / 88844 66000 ✉ info@vasavihospitals.com 🌐 www.vasavihospitals.com

Gastroenterology • Neurology • Orthopaedics • General Surgery • Obstetrics & Gynecology • Nephrology & Urology • ENT • Emergency & Critical Care



Vasavi Hospitals

LABORATORY

WE CURE WITH CARE
(A Unit of Sree Vasavi Trust)

Patient Name	Mr. M NARAYANA SWAMY	Lab No	23163
UHID	151988	Sample Date	13/08/2022 10:14AM
Age/Gender	64 Yrs/Male	Receiving Date	13/08/2022 10:40AM
Bed No/Ward	OPD	Report Date	13/08/2022 12:49PM
Referred By	Dr. CMO	Report Status	Final
Bill No.	OPCR/23/2332	Manual No.	

HORMONES

Test Name	Result	Unit	Biological Ref. Range	Method
THYROID PROFILE (T3, T4, TSH)				
TOTAL TRIIODOTHYRONINE (T3)	1.38	nmol/L	0.93 - 3.72	
TOTAL THYROXINE (T4)	75.5	nmol/L	41.00 - 163.00	
TSH (THYROID STIMULATING HORMONE)	1.75	uIU/ml	0.40 - 5.00	

--End Of Report--

Verified By
SHWETHA J

BADARINATH S
MD (PGI)
HEMATOPATHOLOGIST / PATHOLOGIST

Printed on 13/08/2022 15:07

Page: 5 Of 5

#15, 70th Cross, 14th Main, 1st Stage, Kumaraswamy Layout (Opp. to 15 E Bus Stop), Bengaluru - 560 078

☎ 080 7150 0500 / 88844 66000 ✉ info@vasavihospitals.com 🌐 www.vasavihospitals.com

Gastroenterology • Neurology • Orthopaedics • General Surgery • Obstetrics & Gynecology • Nephrology & Urology • ENT • Emergency & Critical Care



Vasavi Hospitals

LABORATORY

WE CURE WITH CARE
(A Unit of Sree Vasavi Trust)

Patient Name	Mr. M NARAYANA SWAMY	Lab No	23163
UHID	151988	Sample Date	13/08/2022 10:14AM
Age/Gender	64 Yrs/Male	Receiving Date	13/08/2022 10:40AM
Bed No/Ward	OPD	Report Date	13/08/2022 1:36PM
Referred By	Dr. CMO	Report Status	Final
Bill No.	OPCR/23/2332	Manual No.	

CLINICAL PATHOLOGY

Test Name	Result	Unit	Biological Ref. Range	Method
URINE GLUCOSE FASTING				
URINE SUGAR	PRESENT(+)		NEGATIVE	Sample: Urine
PHYSICAL CHARACTERS				
COLOUR	Yellow			
APPEARANCE	Slightly Turbid			
SPECIFIC GRAVITY	1.020			
PH	6.0			
CHEMICAL CONSTITUENTS				
ALBUMIN	Present (trace)			
SUGAR	PRESENT 1+			
BILE SALTS	Absent			
BILE PIGMENTS	Absent			
KETONE BODIES	NEGATIVE			
BLOOD	Absent			
MICROSCOPY				
PUS CELLS	6-8/HPF			
R.B.C	Nil			
EPITHELIAL CELLS	1-2 /HPF			
CASTS	Absent			
CRYSTALS	Absent			
BACTERIA	Absent			

--End Of Report--

Verified By
SHWETHA J

BADARINATH S
MD (PGI)
HEMATOPATHOLOGIST / PATHOLOGIST

Printed on 13/08/2022 15:07

Page: 3 Of 5

#15, 70th Cross, 14th Main, 1st Stage, Kumaraswamy Layout (Opp. to 15 E Bus Stop), Bengaluru - 560 078

☎ 080 7150 0500 / 88844 66000 ✉ info@vasavihospitals.com 🌐 www.vasavihospitals.com

Gastroenterology • Neurology • Orthopaedics • General Surgery • Obstetrics & Gynecology • Nephrology & Urology • ENT • Emergency & Critical Care

UHID / IP NO	151988 (27935)	RISNo./Status :	23163/	WE CURE WITH CARE (A Unit of Sree Vasavi Trust)
Patient Name :	Mr. M NARAYANA SWAMY	Age/Gender :	64 Y/M	
Referred By :	Dr. CMO	Ward/Bed No :	OPD	
Bill Date/No :	13/08/2022 10:14AM/ OPCR/23/2332	Scan Date :		
Report Date :	13/08/2022 1:01PM	Company Name:	Final	

M- MODE MEASUREMENTS

AO	2.90	cm	RVIDD	1.20	cm
LA	4.50	cm	IVSD	1.47	cm
AO/LA RATIO	0.80	cm	LVIDD	5.00	cm
AV CUP	1.65	cm	LVPWD	1.31	cm
EPSS	0.9	cm	IVSS	2.13	cm
DE	1.83	cm	LVIDS	3.36	cm
EF SLOPE	0.7	cm	LVPWS	1.43	cm
SV	58.41		EDV	123.72	ml
CO			ESV	46.34	ml
HR			EF	62.73	%
LVMI			FS	33.90	%
OTHERS			LV MASS	198.32	grams

DESCRIPTIVE FINDINGS: Technically Adequate Study. Normal Sinus rhythm during Study.

LEFT VENTRICLE	Concentric LVH
LEFT ATRIUM	Dilated
RIGHT VENTRICLE	Normal in size
RIGHT ATRIUM	Normal in size
WALL MOTION ANALYSIS	No RWMA
TRICUSPID VALVE	Normal
MITRAL VALVE	Normal
PULMONIC VALVE	Normal
AORTIC VALVE	Normal
IAS & IVS	Intact
AORTA & PA	Normal In Size
SYSTEMIC & PULMONARY VENIS	Normally Draining
PERICARDIUM	Mild Pericardial Effusion
OTHERS	No Intra Cardiac Thrombus, Tumour or Vegetation


UHID / IP NO	151988 (27935)	RISNo./Status :	23163/ WE CURE WITH CARE
Patient Name :	Mr. M NARAYANA SWAMY	Age/Gender :	64 Y/M
Referred By :	Dr. CMO	Ward/Bed No :	OPD (A Unit of Sree Vasavi Trust)
Bill Date/No :	13/08/2022 10:14AM/ OPCR/23/2332	Scan Date :	
Report Date :	13/08/2022 1:01PM	Company Name:	Final

DOPPLER STUDY

VALVES	VELOCITY	GRADIENT	REGURGITATION	OTHERS
P V	0.71m/s		NO PR	
MV	E: 0.92m/s A: 1.11m/s		MILD MR	
AV	1.48m/s		NO AR	
TV	E: 0.60m/s A: 0.40m/s		NO TR	
OTHERS				

SUMMARY FINDINGS:

CONCENTRIC LV HYPERTROPHY
 DILATED LEFT ATRIUM
 NO REGIONAL WALL MOTION ABNORMALITY AT REST
 NORMAL LV SYSTOLIC FUNCTION (EF-62 %)
 MILD MITRAL REGURGITATION
 MILD PERICARDIAL EFFUSION
 NO CLOT/ VEGETATION/PAH



Mr. Naveen Kumar M K

UHID / IP NO	151988 (27935)	RISNo./Status :	23163/	WE CURE WITH CARE
Patient Name :	Mr. M NARAYANA SWAMY	Age/Gender :	64 Y/M	
Referred By :	Dr. CMO	Ward/Bed No :	OPD	(A Unit of Sree Vasavi Trust)
Bill Date/No :	13/08/2022 10:14AM/ OPCR/23/2332	Scan Date :		
Report Date :	13/08/2022 1:01PM	Company Name:	Final	

CONSULTANT
CARDIOLOGIST



Patient Name : Mr. Nallayana **Age / Sex :** 64y **UHID No.:** **Date :** 13/8/22

Chief Complaints :

Routine check up.
Regular visits under review.
Not using glasses.

Others : Cold, Fever, Nausea, Vomiting, Giddiness.

Past History : Eye Treatment (Y/N) Eye Operation (Y/N)

General Health : DM HTN Heart Disease Br. Asthma Allergies Any Others

VISION 12y. 3yf **Right Eye** **Left Eye**

PL :

Distant PH :

6/18(P) → 6/9

6/18(P) → 6/12(P)

GL :

Near

PL :

N10

N24

GL :

Colour vision:

AMSLER GRID :

AR Reading:

Dry	SPH	CYL	AXIS
RE			
LE			

Wet	SPH	CYL	AXIS
RE			
LE			

Acceptance :

RIGHT EYE				LEFT EYE			
SPH	CYL	AXIS	VA	SPH	CYL	AXIS	VA

IPD :

Ocular Examination : Extra Ocular Movements :-

RIGHT EYE

LEFT EYE

Anterior Segment

Lids :

LAC. Apparatus

Conj

Cornea :

AC depth :

Iris

Pupil

Lens - NS 2+CC + PSL

Media Hazy. very.

DISC ~~very~~ mostly normal

Macula ~~scallops~~ unclean

Blood Vessels

BGF

WNC

WNC

Posterior Segment

M/L + P/L + CC

H. Hazy.



OPR 0.5

Mild NPDR

Fundus:

Right Eye

Left Eye



IOP : < 12
12.

Provisional Diagnosis: Both eyes age related cataract.

(L & R).

Medicine & Advice: with mild NPDR.

Review at Kouthik nithralaya for
evaluation followed by cataract surgery.
- control of blood sugar levels.

Swam

13/12/22
Date & Time

Dr. Name & Signature



DENTAL ASSESSMENT FORM

Patient Name : MR. NARAYANA SWAMY

Age /Sex

UHID No. 15/988

Contact No. :

Date & Time : 13/8/22

Vittal Parameters :

Height

Bp :

Weight :

BMI :

Dear Oral Health Care guest, welcome to Vasavi Hospital. We thank you for choosing us to address your dental care needs. You are very much a part of our team that will work closely and effectively to achieve the expected results.

Please spend few minutes to fill this form, which will aid us diagnose and treat your issues efficiently. Please ensure that the details being entered are accurate. Do feel free to contact us for any assistance.

Please tick (✓) the below details. If Yes please enter the details.

Have you been diagnosed with any medical conditions ? NO Yes


Do you take any medicines on a regular basis? NO Yes

Are you allergic to any medication / material? NO Yes

Were you hospitalized for any reason? NO Yes

Have you sought dental treatment earlier? NO Yes

The information provided by me is complete and accurate to the best of my knowledge.


Patient's name and Signature

Chief Complaint :

Extra oral examination

Facial Symmetry

Lymph nodes

TMJ

Other Findings:

Other Findings :

Gingiva : Normal / Localised / Generalised Gingivits Localised / Genearl Periodontitis.

sof Palate :

HARd PALate :

Tongue :

→ Tongue thrusting habit has led to protrusion of

Oral Mucosa :

1/1, 1/1 more prominent

Hard tissues	Class 1	Class 2	CLass 3	Class 4	Class 5	Class 6
1. Decayed teeth	87654321 12345678 87654321 12345678	87654321 12345678 87654321 12345678	87654321 12345678 87654321 12345678	87654321 12345678 87654321 12345678	87654321 12345678 87654321 12345678	87654321 12345678 87654321 12345678
2. Fractured teeth	87654321 12345678 87654321 12345678	87654321 12345678 87654321 12345678	87654321 12345678 87654321 12345678	87654321 12345678 87654321 12345678	87654321 12345678 87654321 12345678	87654321 12345678 87654321 12345678
3. Malformed teeth	87654321 12345678 87654321 12345678	87654321 12345678 87654321 12345678	87654321 12345678 87654321 12345678	87654321 12345678 87654321 12345678	87654321 12345678 87654321 12345678	87654321 12345678 87654321 12345678
4. Missing teeth	87654321 12345678 87654321 12345678	87654321 12345678 87654321 12345678	87654321 12345678 87654321 12345678	87654321 12345678 87654321 12345678	87654321 12345678 87654321 12345678	87654321 12345678 87654321 12345678
5. Malpositioned teeth	87654321 12345678 87654321 12345678	87654321 12345678 87654321 12345678	87654321 12345678 87654321 12345678	87654321 12345678 87654321 12345678	87654321 12345678 87654321 12345678	87654321 12345678 87654321 12345678
6. Impacted teeth	87654321 12345678 87654321 12345678	87654321 12345678 87654321 12345678	87654321 12345678 87654321 12345678	87654321 12345678 87654321 12345678	87654321 12345678 87654321 12345678	87654321 12345678 87654321 12345678
7. Abraded teeth	87654321 12345678 87654321 12345678	87654321 12345678 87654321 12345678	87654321 12345678 87654321 12345678	87654321 12345678 87654321 12345678	87654321 12345678 87654321 12345678	87654321 12345678 87654321 12345678
8. Eroded teeth	87654321 12345678 87654321 12345678	87654321 12345678 87654321 12345678	87654321 12345678 87654321 12345678	87654321 12345678 87654321 12345678	87654321 12345678 87654321 12345678	87654321 12345678 87654321 12345678
9. Attrited teeth	87654321 12345678 87654321 12345678	87654321 12345678 87654321 12345678	87654321 12345678 87654321 12345678	87654321 12345678 87654321 12345678	87654321 12345678 87654321 12345678	87654321 12345678 87654321 12345678
10. Discolored teeth	87654321 12345678 87654321 12345678	87654321 12345678 87654321 12345678	87654321 12345678 87654321 12345678	87654321 12345678 87654321 12345678	87654321 12345678 87654321 12345678	87654321 12345678 87654321 12345678

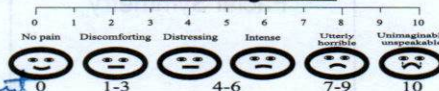
Provisional Diagnosis

Adv-7

Treatment plane :

*1. OPB for treatment
planning
2. oral prophylaxis*

Pain Rating scale



Date & Time :

Follow up date

16/Aug/22

Dr. Name & Signature

Reg. Number :

15/927A

1. Bridging Exercise

In lying position, bend your knees and keep the foot firmly on the surface with the hands by the sides, contract the abdominals and gluteal muscles, then slowly raise the buttocks to make a straight line with the knees. Hold for 10 secs/counts and lower it down slowly. Repeat it for 10 times.



2. Pelvic Tilt

In lying position with the knees bent, flatten the back against the surface by tightening the abdominal muscles and slightly tilting the pelvis up towards you. Hold for 10 secs/counts and relax. Repeat it for 10 times.



3. Single Knee to Chest

In lying position with the knees bent and foot flat on the surface, slowly pull one knee towards the chest with the help of hands. Hold for 10 secs/counts and lower it down slowly. Then do it for the other knee as well. Repeat it for 10 times.



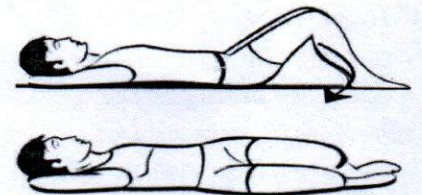
4. Double Knee to Chest

In lying position with the knees bent and foot flat on the surface, slowly pull both knees towards the chest with the help of hands. Hold for 10 secs/counts and lower it down slowly. Repeat it for 10 times.



5. Trunk Rotations

In lying position with the knees bent and foot flat on the surface, slowly rotate and lower both knees sideways onto the surface on one side and rotate the head towards the other side. Hold for 10 secs/counts and repeat the same on the other side. Repeat it for 10 times.




6. Prone Back Extensions

Lying on the belly, press up on the hands lifting the head-neck-chest off the surface while maintaining the abdomen in contact with the surface. Keep the buttocks and back muscles relaxed for a gentle stretch. Hold for 10 secs/counts and lower them down slowly. Repeat it for 10 times.



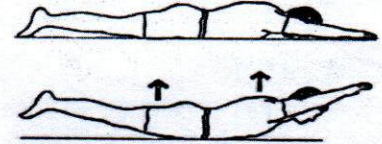
7. Prone Straight Leg Raises

Lying on the belly with hands on the sides, lift one leg up with the knee straight. Hold for 10 secs/counts and lower it down slowly. Repeat it for the other leg as well. Repeat it for 10 times.



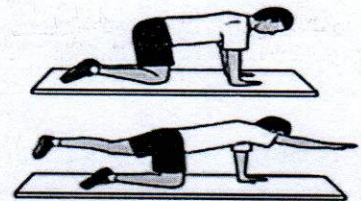
8. Boat / Superman Exercise

Lying on the belly with the hands stretched forwards, raise both the arms and legs straight, off the surface together maintaining a stable trunk. Hold for 10 secs/counts and lower both the hands and legs slowly. Repeat it for 10 times.




9. Cat and Bird Exercise

In 4-point position(kneeling on both hands and knees) raise one leg backwards making the knee straight and then raise opposite arm forward making the elbow straight maintaining a stable trunk without arching or rotating the lower back. Hold it for 10 secs/counts and lower the leg and arm slowly. Repeat it for 10 times. Repeat it for other leg & arm as well



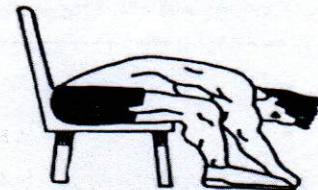
10. Standing Back Extension

In standing position with both hands on the buttocks, slowly bend the upper body backwards. Hold it for 10 secs/counts and bring it forward slowly. Repeat it for 10 times.



11. Sitting Back Stretch

In sitting position with the foot firm on the floor, slowly bend forward to touch the floor without lifting the buttocks off the chair. Hold for 10 secs/counts and come up slowly. Repeat it for 10 times.



12. Prone Planks

Lying on the belly with hands and elbows on the surface, slowly lift the whole body on the elbows and toes maintaining the body straight and parallel to the surface. Hold for 10 secs/counts and lower it down slowly. Repeat it for 10 times.



Physiotherapy Facilities Available

Therapy :

- Complete Pain Management,
- Comprehensive Neuro-Rehab,
- Paediatric Physiotherapy and Rehab,
- Orthopaedic (Joint and Trauma) Rehab,
- Ante-natal & Post-natal Physiotherapy
- Sports Injury Management and Rehab,

- Geriatric (Old age people) Rehab,
- Cardiothoracic Rehab,
- Fitness Assistance,
- Obesity Management,
- Exercise Prescription,
- Ergonomics Assistance,
- Vestibular Rehab.

Facilities :

- Evidence Based Manual Therapy,
- Sports/Kinesio/Rigid/Mulligan/McConnell Taping,
- Dry Needling Therapy,
- Trigger Point Release Therapy,
- Stretch Band Exercises,
- All Electrotherapeutic Modalities,
- All Exercise Therapy Equipments, etc.
- Pain Neuroscience Education



DEPARTMENT OF RADIOLOGY & IMAGING

Patient Name	Mr. M NARAYANA SWAMY	RIS No	23163
UHID	151988	Order Date	13/08/2022 10:14AM
Age/Gender	64 Yrs/Male	Receiving Date	13/08/2022 12:18PM
Bed No/Ward	OPD	Report Date	13/08/2022 12:24PM
Referred By	Dr. CMO	Report Status	Final
Bill No.	OPCR/23/2332	Manual No.	22858

USG

LIVER: Liver is enlarged in size, measuring 15.3 cm with increased echotexture. No evidence of any focal lesion / intrahepatic billiary dilatation noted. CBD and Portal vein normal in size and echotexture.

GALL BLADDER: Well distended, gall bladder wall thickness is normal. Contents are clear. No evidence of gall stones / cholecystitis.

PANCREAS: Head and body appears normal. Uncinate process and tail could not be assessed due to bowel gas. MPD is normal.

SPLEEN: Normal in size measuring 9.2 cms with normal echotexture.

KIDNEYS: Both Kidneys are normal in size, shape, contour & position. **Increased renal cortical echogenicity bilaterally.** Cortico medullary differentiation is well maintained. No evidence of any hydronephrosis / hydroureter.

Cortical cyst measuring 10 x 10 mm is seen in the interpolar region of right kidney.

Right Kidney measures : 8.5 x 4.0 cms. Parenchymal thickness 1.4 cms.

Left Kidney measures : 9.1 x 4.4 cms. Parenchymal thickness 1.4 cms.

URINARY BLADDER: Partially filled

PROSTATE: Normal in size and echotexture. Vol: 8.7 cc.
No focal lesion seen. Both seminal vesicles appear normal.

No obvious free fluid in the peritoneal cavity.

Defect 17 mm is seen in the umbilical region through which omentum and bowel loop herniate.

IMPRESSION:

> **HEPATOMEGALY WITH FATTY INFILTRATION.**

> **BILATERAL GRADE I NEPHROPATHY.**


Verified By

Ms Amrutha N

Printed on 13/08/2022 12:24

Page: 1 Of 2

#15, 70th Cross, 14th Main, 1st Stage, Kumaraswamy Layout, (Opp. to 15E Bus Stop), Bengaluru - 560 078

☎ 080 7150 0500 / 88844 66000 ✉ info@vasavihospitals.com 🌐 www.vasavihospitals.com

Gastroenterology • Neurology • Orthopaedics • General Surgery • Obstetrics & Gynecology • Nephrology & Urology • ENT • Emergency & Critical Care

24/7 Radiology Services (Digital X-Ray, Ultrasound, Computed Tomography (CT))



DEPARTMENT OF RADIOLOGY & IMAGING

Patient Name	Mr. M NARAYANA SWAMY	RIS No	23163
UHID	151988	Order Date	13/08/2022 10:14AM
Age/Gender	64 Yrs/Male	Receiving Date	13/08/2022 12:18PM
Bed No/Ward	OPD	Report Date	13/08/2022 12:24PM
Referred By	Dr. CMO	Report Status	Final
Bill No.	OPCR/23/2332	Manuai No.	22858

> **RIGHT RENAL SIMPLE CORTICAL CYST.**

> **UMBILICAL HERNIA.**

**** Note: All abnormalities cannot be detected by Ultrasound scan due to technical limitation, obesity and other factors. Scan findings to be correlated with old reports or other investigations.**

--End Of Report--

Verified By
Ms Amrutha N

Dr. KIRUTHIKA SELVARAJ
MBBS, DMRD
CONSULTANT RADIOLOGIST

Dr. Revathi N

B.D.S, MDS
Consultant - Endodontist
KMC No.15927-A




DATE: 13/11/22

Rx Mr. Narayana Swamy

INTER PROXIMAL BRUSH (H)

CHLOTEX NS



Department of Dental Sciences