

आयकर विभाग  
INCOME TAX DEPARTMENT



भारत सरकार  
GOVT. OF INDIA



नाम / Name  
ANGAD KUMAR BHAGAT


पिता का नाम / Father's Name  
NAGESHWAR BHAGAT

जन्म की तारीख /  
Date of Birth  
09/02/1988

स्थायी लेखा संख्या कार्ड  
Permanent Account Number Card

AVRPPB8774E

हस्ताक्षर / Signature



15102020

Date & Time of Sample  
Type of Sample : Ble

Test Reque

P

Fasting  
Site 0

Pat

D

# REVIVAL DIAGNOSTICS



## HEALTH CHECK-UP SUMMARY

Name : Amogal kumar Bhargava

Date: 12/11/2022

Email ID :

Sex : <u>M</u>	Age : <u>34</u> Years	Contact No: <u>7567954113</u>	Remarks :
			Under-weight <u>-</u>
			Normal <u>-</u>
			Over-weight <u>✓</u>

i> BMI

Height (in Cm) : 166      Weight (in Kg) : 80      BMI: 29

ii> Blood Pressure & Pulse

112/76 mm/hg  
62/min.

If high or low, whether the person is on medication : YES / (NO)

iii> Blood Tests & Lung Function Remarks

RS } (C)  
CVS } (C)  
CNS } (C)

If abnormal, whether the person is on medication : YES / (NO)

iv> Eye Test Remarks

Eye Test : (R) 6/9      (L) 6/9  
Color Vision: (C)

v> Heart Disease

Whether any specific heart ailment detected (ECG findings) :  
Normal

vi> Any other problems needing attention / Overall Assessment :

Hypothyroidism - 2 years (Tab. Thyroxine - 1-0-0 SD)

Dr. Chirag Patel  
M.B.B.S. C-44432

Signature of the Doctor

**Revival Diagnostic**  
401, Aqua Corridor,  
E/s. Star Bazar, Surat-395009  
Mo. 91062-28601

Laboratory Test Result are Subject to technical limitation and should be clinically correlate for final diagnosis



NAME: Angad Kumar Bhagat SEX: M  
BIRTHDATE: 05/02/1988 AGE: 34

## DEPARTMENT OF OPHTHALMOLOGY

### EYE TEST:

#### 1. VISION:

RIGHT EYE - 6/9

LEFT EYE - 6/9

#### 2. COLOR VISION:

RIGHT EYE - 

LEFT EYE - 

#### 3. FUNDUS:

RIGHT EYE - 

LEFT EYE - 

### REMARKS:



Revival Diagnostic  
401, Aqua Corridor,  
B/s. Star Bazar, Surat-395009  
MO. 91062-28601  
Ophthalmologist/Optomtrist

Laboratory Test Result are Subject to technical limitation and should be clinically correlate for final diagnosis



## Dental Assessment Form

NAME Angad Kumar Bhagat  
AGE 34

DATE 12/11/2022  
SEX M

### \* CHIEF COMPLAINT

A CLINICAL FEATURES :- normal

1 CAVIES :-  
2 MISSING TOOTH :- } ⊙  
3 MALOCCLUSION :-  
4 FILLING :-

B DIAGNOSIS :- normal

C PERSONAL HISTORY :- Hygienic

D PROVISIONAL D/G :- ⊙

E MEDICAL HISTORY :- NO

F FINAL D/G :- normal

G TREATMENT PLAN :- NO

CLINT SIGN

⊙

Revival Diagnostic  
M.D. Arun Kumar,  
DOCTOR SIGN  
B.C. Star Bazar, Surat-395009  
Mo. 91062-28601

Laboratory Test Result are Subject to technical limitation and should be clinically correlate for final diagnosis

📍 4th Floor, Aqua Corridor, Hazira Road, Adajan Paal, Surat-395009.

☎ 0261 2747788

✉ revivaldiagnostics.surat@gmail.com

🌐 www.revivaldiagnostics.com

This medical report is not intended for medico-legal purposes.



Name	ANGAD KUMAR BHAGAT	Age/Gender	34Yrs/Male
Reg No.	3123/22	Receipt No	2827
Referred By	BOB - MEDI WHEEL(PKG1000240)	Mode of Payment	CREDIT
Collection Type	CENTER	Collection DateTime	12-Nov-2022 08:22 AM

### **BLOOD GROUP** - 1211224 Released at 12-Nov-2022 12:13 PM

Parameter	Result	Biological Ref.Range	Method
-Blood Group	"B"		
-Rh Factor	POSITIVE		

### **CBC** - 1211222 Released at 12-Nov-2022 11:35 AM

Parameter	Result	Biological Ref.Range	Method
-Haemoglobin	15.5 gm/dL	(13.5 - 18 gm/dL)	Auto
-RBC Count	5.66 mill/cumm	(4.6 - 6.2 mill/cumm)	Auto
-Total WBC Count	6300 /cumm	(4000 - 10000 /cumm)	Auto
-Platelet Count	1.52 lakh/cumm	(1.5 - 4.5 lakh/cumm)	Auto

### **Blood Indices**

-HCT	48.0 %	(40 - 55 %)	Auto
-MCV	84.9 fl	(80 - 92 fl)	Auto
-MCH	27.3 pg	(27 - 31 pg)	Auto
-MCHC	32.2 gm/dL	(32 - 36 gm/dL)	Auto
-RDW	15.2 %	H (11 - 15 %)	Auto

### **Diff WBC Count**

-Polymorphs	52 %	(40 - 80 %)	Microscopically
-Lymphocytes	43 %	H (20 - 40 %)	Microscopically
-Eosinophils	03 %	(1 - 6 %)	Microscopically
-Monocytes	02 %	(2 - 7 %)	Microscopically
-Basophils	00 %	(0 - 1 %)	Microscopically
-PLATELET ON SMEAR	Adequate		Microscopically
-MALARIAL PARASITES	Malarial Parasites Not Detected		Microscopically

[Test performed on Fully Automated Hematology Analyzer ERBA H-360]

**Revival Diagnostic**  
401, Aqua Corridor,  
B/s. Star Bazar, Surat-395099  
Mo. 9106 84681

Dr. Mihir Icecreamwala  
M.B.B.S., DPB.(PATH AND BACT)

Laboratory Test Result are Subject to technical limitation and should be clinically correlate for final diagnosis

📍 4th Floor, Aqua Corridor, Hazira Road, Adajan Pal, Surat-395009.

☎ 0261 2747788, 9825947712 ✉ revivaldiagnostics.surat@gmail.com 🌐 www.revivaldiagnostics.com

This medical report is not intended for medico-legal purposes.

# REVIVAL DIAGNOSTICS



Name	ANGAD KUMAR BHAGAT	Age/Gender	34Yrs/Male
Reg No.	3123/22	Receipt No	2827
Referred By	BOB - MEDI WHEEL(PKG1000240)	Mode of Payment	CREDIT
Collection Type	CENTER	Collection DateTime	12-Nov-2022 08:22 AM

**ESR** - 1211222 Released at 12-Nov-2022 12:27 PM

Parameter	Result	Biological Ref.Range	Method
-E.S.R	04 mm/hr	(1 - 10 mm/hr)	



## Revival Diagnostic

401, Aqua Corridor,  
B/s. Star Bazar, Surat-395009  
Mo. 91062-2860

Dr. Mihir Icecreamwala  
M.B.B.S., DPB.(PATH AND BACT)

Laboratory Test Result are Subject to technical limitation and should be clinically correlate for final diagnosis

4th Floor, Aqua Corridor, Hazira Road, Adajan Pal, Surat-395009.

0261 2747788, 9825947712 revivaldiagnostics.surat@gmail.com www.revivaldiagnostics.com

This medical report is not intended for medico-legal purposes.



Name	ANGAD KUMAR BHAGAT	Age/Gender	34Yrs/Male
Reg No.	3123/22	Receipt No	2827
Referred By	BOB - MEDI WHEEL(PKG1000240)	Mode of Payment	CREDIT
Collection Type	CENTER	Collection DateTime	12-Nov-2022 08:22 AM

## LIVER FUNCTION TEST (LFT) - 1211224 Released at 12-Nov-2022 12:22 PM

Parameter	Result	Biological Ref.Range	Method
-Serum Total Bilirubin	0.8 mg/dL	(0 - 1.3 mg/dL)	Diazo
-Serum Direct Bilirubin	0.4 mg/dL	(0 - 0.4 mg/dL)	Diazo
-Serum InDirect Bilirubin	0.4 mg/dL	(0.1 - 1.3 mg/dL)	Calculated
-Total Protein (TP)	6.4 gm/dL	(6.4 - 8.3 gm/dL)	Biuret
-Albumin (ALB)	4.1 gm/dL	(3.5 - 5.2 gm/dL)	BCG
-Globulin	2.3 gm/dL	(2.3 - 3.6 gm/dL)	Calculated
-A/G Ratio	1.78 gm/dL	(1 - 2.3 gm/dL)	Calculated
-SGPT(ALT)	97 U/L	H (5 - 45 U/L)	IFCC, Kinetic without Pyridoxal Phosphate
-SGOT (AST)	52 U/L	H (0 - 35 U/L)	IFCC, Without Pyridoxal Phosphate
-Alkaline Phosph.	88 U/L	(42 - 128 U/L)	ALP-AMP
-GGT	49 U/L	(5 - 50 U/L)	Glupa-C

[Test performed on Fully Automated Biochemistry Analyzer ERBA EM200]



Name	ANGAD KUMAR BHAGAT	Age/Gender	34Yrs/Male
Reg No.	3123/22	Receipt No	2827
Referred By	BOB - MEDI WHEEL(PKG10000240)	Mode of Payment	CREDIT
Collection Type	CENTER	Collection DateTime	12-Nov-2022 08:22 AM

**Creatinine** - 1211224 Released at 12-Nov-2022 12:23 PM

Parameter	Result	Biological Ref.Range	Method
-Creatinine	0.9 mg/dL	(0.6 - 1.4 mg/dL)	ENZYMATIC

**BUN** - 1211224 Released at 12-Nov-2022 12:23 PM

Parameter	Result	Biological Ref.Range	Method
-Blood Urea Nitrogen (BUN)	13 mg/dL	(6 - 20 mg/dL)	Calculated

**Uric Acid** - 1211221 Released at 12-Nov-2022 12:23 PM

Parameter	Result	Biological Ref.Range	Method
-Uric Acid	7.7 mg/dL	H (3.5 - 7.2 mg/dL)	Uricase-POD





Name	ANGAD KUMAR BHAGAT	Age/Gender	34Yrs/Male
Reg No.	3123/22	Receipt No	2827
Referred By	BOB - MEDI WHEEL(PKG1000240)	Mode of Payment	CREDIT
Collection Type	CENTER	Collection DateTime	12-Nov-2022 08:22 AM

### Lipid Profile - 1211224 Released at 12-Nov-2022 12:23 PM

Parameter	Result	Biological Ref.Range	Method
-Serum Cholesterol	138 mg/dL	Desirable < 200 mg/dl Borderline High : 200-239 mg/dl High : > 240 mg/dl	CHOD-PAP
-Serum Triglyceride	66 mg/dL	Normal < 150 mg/dl Borderline High : 150 - 159 mg/dl High : 200 - 499 mg/dl Very High : 500 mg/dl	GPO-POD Method
-Serum HDLD(Direct)	51 mg/dL	Normal :> 55 mg/dl Borderline : 35-55 mg/dl Undesirable: < 35 mg/dl	PVS-PEGME Precipitation with CHOD-POD
-Serum VLDL	13 mg/dL	(5 - 30 mg/dL)	Calculated
-Serum LDL(Direct)	74 mg/dL	Optimal:< 100 mg/dl Above Optimal : 100- 129 mg/dl Borderline High : 130-159 mg/dl High : > 160-189mg/dl Very High : >190 mg/dl	Calculated
-Chol/HDL	2.71	Low risk: <3.8 Medium Risk: 3.8 to 5.9 High Risk: > 6	Calculated
-LDL/Chol	1.87	Low risk: <3.55 Medium Risk: 3.55 to 4.0 High Risk: > 6	Calculated

[Test performed on Fully Automated Biochemistry Analyzer ERBA EM200]

**Revival Diagnostic**  
401, Aqua Corridor,  
B/s. Star Bazar, Surat-395009  
Mo. 91062-28601  
Dr. Mihir Icecreamwala  
M.B.B.S., DPB.(PATH AND BACT)

Laboratory Test Result are Subject to technical limitation and should be clinically correlate for final diagnosis



Name	ANGAD KUMAR BHAGAT	Age/Gender	34Yrs/Male
Reg No.	3123/22	Receipt No	2827
Referred By	BOB - MEDI WHEEL(PKG10000240)	Mode of Payment	CREDIT
Collection Type	CENTER	Collection DateTime	12-Nov-2022 08:22 AM

### Total T3 T4 TSH - 1211224 Released at 12-Nov-2022 12:22 PM

Parameter	Result	Biological Ref.Range	Method
-Total T3	1.06 ng/ml	(0.87 - 1.78 ng/ml)	Fluorescence Enzyme Immunoassay
-Total T4	5.39 ug/dl	(4.6 - 11 ug/dl)	Fluorescence Enzyme Immunoassay
-TSH	3.43 uIU/ml	0.50 - 5.50 uIU/ml 5.5 to 15 ul U/ml - Suggested Clinical co-relation or Repeat test with new sample as physiological factors can give falsely high TSH Above 15uIU/ml Hypothyroid PREGNANT WOMEN normal ranges for TSH: 1st Trimester : 0.0878 - 2.8293 uIU/ml 2nd Trimester : 0.1998 - 2.7915 uIU/ml 3rd Trimester : 0.307 - 2.9028 uIU/ml Ref: TIETZ Fundamentals of Clinical Chemistry	Fluorescence Enzyme Immunoassay

[Test performed on Fully Automated Immunology Analyzer Maglumi-600]

**Revival Diagnostic**

401, Aqua Corridor,  
B/s. Star Bazar, Surat-395009  
Mo. 91062-20501

Dr. Mihir Icecreamwala  
M.B.S., DPB.(PATH AND BACT)

Laboratory Test Result are Subject to technical limitation and should be clinically correlate for final diagnosis

4th Floor, Aqua Corridor, Hazira Road, Adajan Pal, Surat-395009.

☎ 0261 2747788, 9825947712 ✉ revivaldiagnostics.surat@gmail.com 🌐 www.revivaldiagnostics.com

This medical report is not intended for medico-legal purposes.



Name	ANGAD KUMAR BHAGAT	Age/Gender	34Yrs/Male
Reg No.	3123/22	Receipt No	2827
Referred By	BOB - MEDI WHEEL(PKG1000240)	Mode of Payment	CREDIT
Collection Type	CENTER	Collection DateTime	12-Nov-2022 08:22 AM

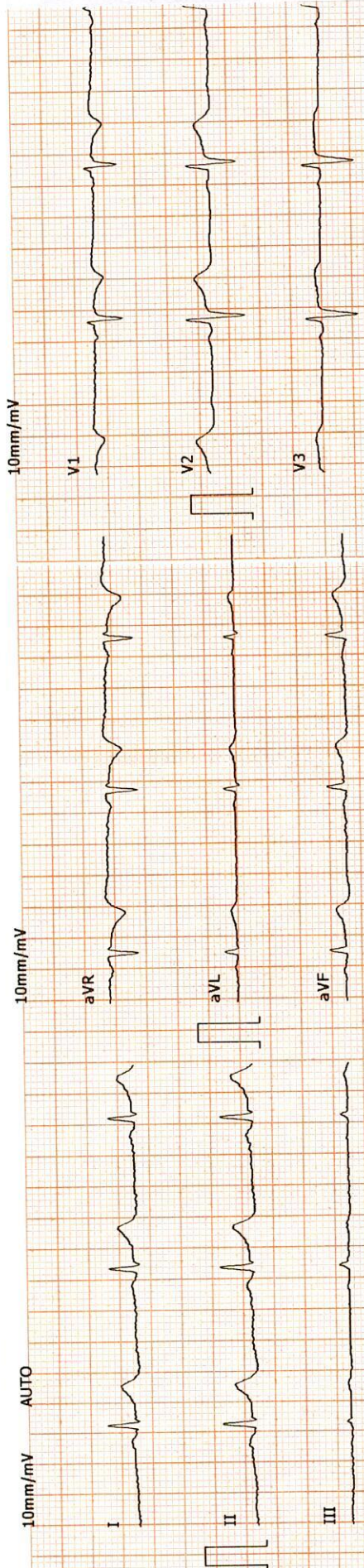
## Urine Routine & Micro Examination - 1211226 Released at 12-Nov-2022 11:44 AM

Parameter	Result	Biological Ref.Range	Method
<b>Physical Examination</b>			
-Quantity	25		Manual
-Colour	Pale Yellow	Pale Yellow	Manual
-Appearance	Clear	Clear	Manual
-Reaction (pH)	Acidic		Dipstick
-Specific Gravity	1.030		Dipstick
<b>Chemical Examination</b>			
-Proteins.	Absent		Dipstick
-Sugar	Absent		Dipstick
-Acetone.	Absent		Dipstick
-Bile Salts	Absent	Absent	Dipstick
-Bile Pigments	Absent	Absent	Dipstick
-Occult Blood Test (OBT).	Negative		Dipstick
<b>Microscopic Examination</b>			
-Pus Cells	Occasional		Microscopically
-Red Blood Cells	Absent		Microscopically
-Epithelial Cells	1-2		Microscopically
-Bacteria.	Absent		Microscopically
-Crystals	Absent	Absent	Microscopically
-Others	NIL	Absent	Microscopic Examination

**Revival Diagnostic**  
401, Aqua Corridor,  
B/s. Star Bazar, Surat-395009  
Mo. 91882-28601

Dr. Mihir Icecreamwala  
M.B.B.S., DPB.(PATH AND BACT)

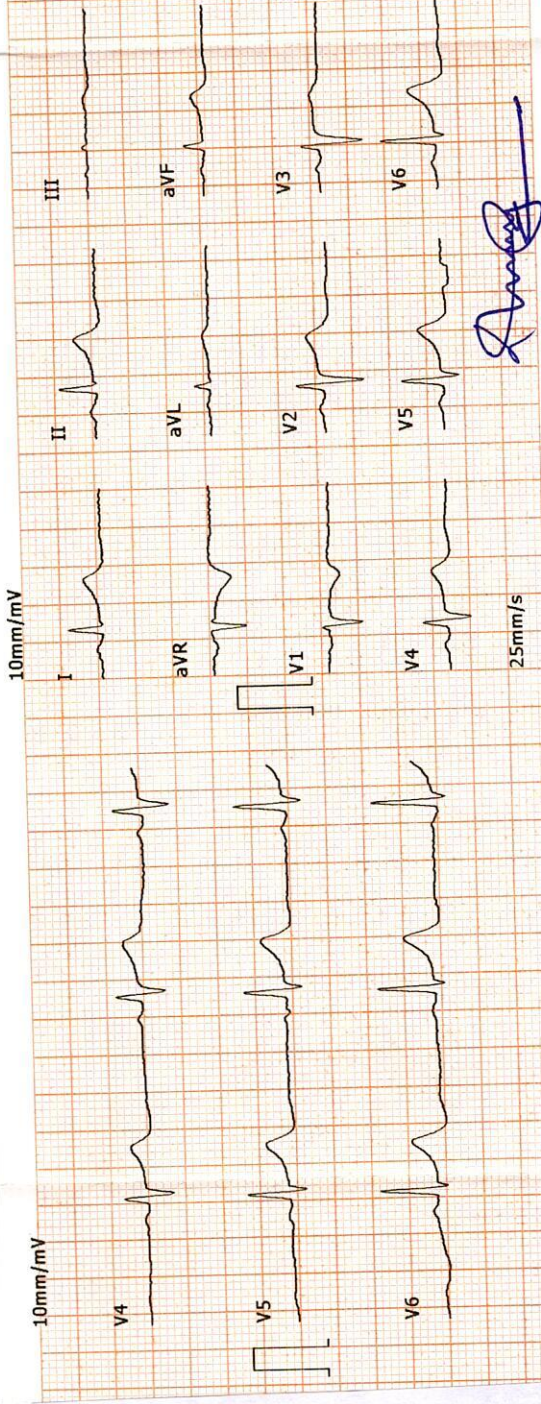
Laboratory Test Result are Subject to technical limitation and should be clinically correlate for final diagnosis



2022-11-12 8:45:32 ID: 00003472

ID Card: Name: ANGAD Age: 34 Gender: Male  
 Height(cm): 166  
 BP(mmHg): / /  
 Weight(Kg): 80  
 HR: 59 bpm  
 P-R: 106 ms  
 Q-R-S: 100 ms  
 QT/QTc: 406/400 ms  
 P/QRS/T AXES: deg 46/41/46  
 RV5/SV1: mV 0.61/0.43  
 RV5+SV1: mV 1.04

\*The result must be confirmed by doctor!  
 Report Confirmed by:



*[Signature]*

**Revival Diagnostic**  
 401, Aque Corridor,  
 D/s. Star Bazar, Surur-335009  
 Mo. 91062-28601

**DR. ADITI PATEL**  
 M.B.B.S. CARD (MUM)  
 CLINICAL CARDIOLOGIST  
 REG.NO.G-42901



# REVIVAL DIAGNOSTICS

Name	ANGAD KUMAR BHAGAT	Age/Gender	34Yrs/Male
Reg No.	3123/22	Receipt No	2827
Referred By	BOB - MEDI WHEEL(PKG10000240)	Mode of Payment	CREDIT
Collection Type	CENTER	Collection DateTime	12-Nov-2022 08:22 AM

## ECG

- REPORT :

1. Sinus bradycardia .
2. Heart rate is 59 beats per minute.
3. Normal P,QRS,T wave axis.
4. Normal PR,QRS,Q.T. Duration.
5. No pathological q wave or ST-T changes seen.
6. No evidence of chamber hypertrophy or enlargement seen.

IMPRESSION : ECG WITHIN NORMAL LIMITS

**Revival Diagnostic**  
401, Aqua Corridor,  
B/s. Star Bazar, Surat-395009  
Mo. 91062-28601

  
**DR. ADITI PATEL**  
M.B.B.S., D. CAPD (MUM)  
CLINICAL CARDIOLOGIST  
REG.NO.G-42901

REVIVAL  
DIAGNOSTICS



0261 2747788, 9825947712



4<sup>TH</sup> Floor, Aqua Corridor, Hazira Road, Adajan Pal, Surat-395009.



revivaldiagnostics.surat@gmail.com



www.revivaldiagnostics.com

This Medical Report Is Not Intended For Medico-legal Purposes.  
Laboratory Test Results Are Subject To Technical Limitation And Should  
Be Clinically Correlate For Final Diagnosis



Summary

**REVIVAL DIAGNOSTICS**  
**4TH FLOOR, AQUA CORRIDOE, NEAR STAR BAZAR, ADAJAN- 395009, SURAT**  
 4518/ANGAD KUMAR BHAGAT 34 Yrs/Male 80 Kg/166 Cms  
 Date: 12-Nov-2022 09:00:20 AM  
 Ref.By : MEDI WHEEL

Protocol : BRUCE Objective : FOR TESTING PURPOSE ONLY.

Stage	StageTime (Min:Sec)	PhaseTime (Min:Sec)	Speed (kmph)	Grade (%)	METS	H.R. (bpm)	B.P. (mmHg)	R.P.P. x100	PVC	Comments
Supine					1.0	73	112/76	81	-	
Standing					1.0	72	112/76	80	-	
HV					1.0	52	112/76	58	-	
ExStart					1.0	68	112/76	76	-	
Stage 1	3:00	3:01	2.7	10.0	4.6	115	120/80	138	-	
Stage 2	3:00	6:01	4.0	12.0	7.0	156	150/90	233	-	
PeakEX	0:44	6:45	5.5	14.0	7.8	176	160/90	281	-	
Recovery	1:00		0.0	0.0	1.1	104	160/90	166	-	
Recovery	2:00		0.0	0.0	1.0	84	150/90	125	-	
Recovery	3:00		0.0	0.0	1.0	73	110/80	80	-	
Recovery	3:02		0.0	0.0	1.0	79	110/80	86	-	

Medication : Nil  
 History : Nil  
 Test End Reason : Test Complete  
 Findings :

The patient exercised according to BRUCE for 6:45, achieving a work level of Max METS:7.8. Resting heart rate initially 73 bpm, rose to a max. heart rate of 176 bpm which represents 95% of maximum age predicted heart rate. Resting blood pressure 112/76 mmhg, rose to a maximum blood Pressure of 160/90 mmhg. The exercise stress test was stopped due to Test Complete

Parameters :  
 Exercise Time : 6:45 minutes  
 Max HR attained : 176 bpm 95% of Max Predictable HR 186  
 Max BP : 160/90(mmHg)  
 WorkLoad attained : 7.8 (Fair Effort Tolerance )  
 NOsignificant ST segment changes noted during exercise or recovery.  
 NOAngina/Arrhythmia/S3/murmur  
 Final Impression : Test is negative for inducible ischaemia.

**DR. ADITI PATEL**  
 M.B.B.S., B. CARD (MUM)  
 CLINICAL CARDIOLOGIST  
 REG.NO-G-42901

**Revival Diagnostic**  
 401, Aqua Corridor,  
 B/s. Star Bazar, Surat-395009  
 Mo. 9106228601  
 12-Nov-2022



**REVIVAL DIAGNOSTICS**  
 4TH FLOOR, AQUA CORRIDOE, NEAR STAR BAZAR, ADAJAN- 395009, SURAT  
 4518/ANGAD KUMAR BHAGAT  
 34 Yrs/Male  
 80 Kg/166 Cms  
 Date: 12-Nov-2022 09:00:20 AM

**12 Lead + Comparison**

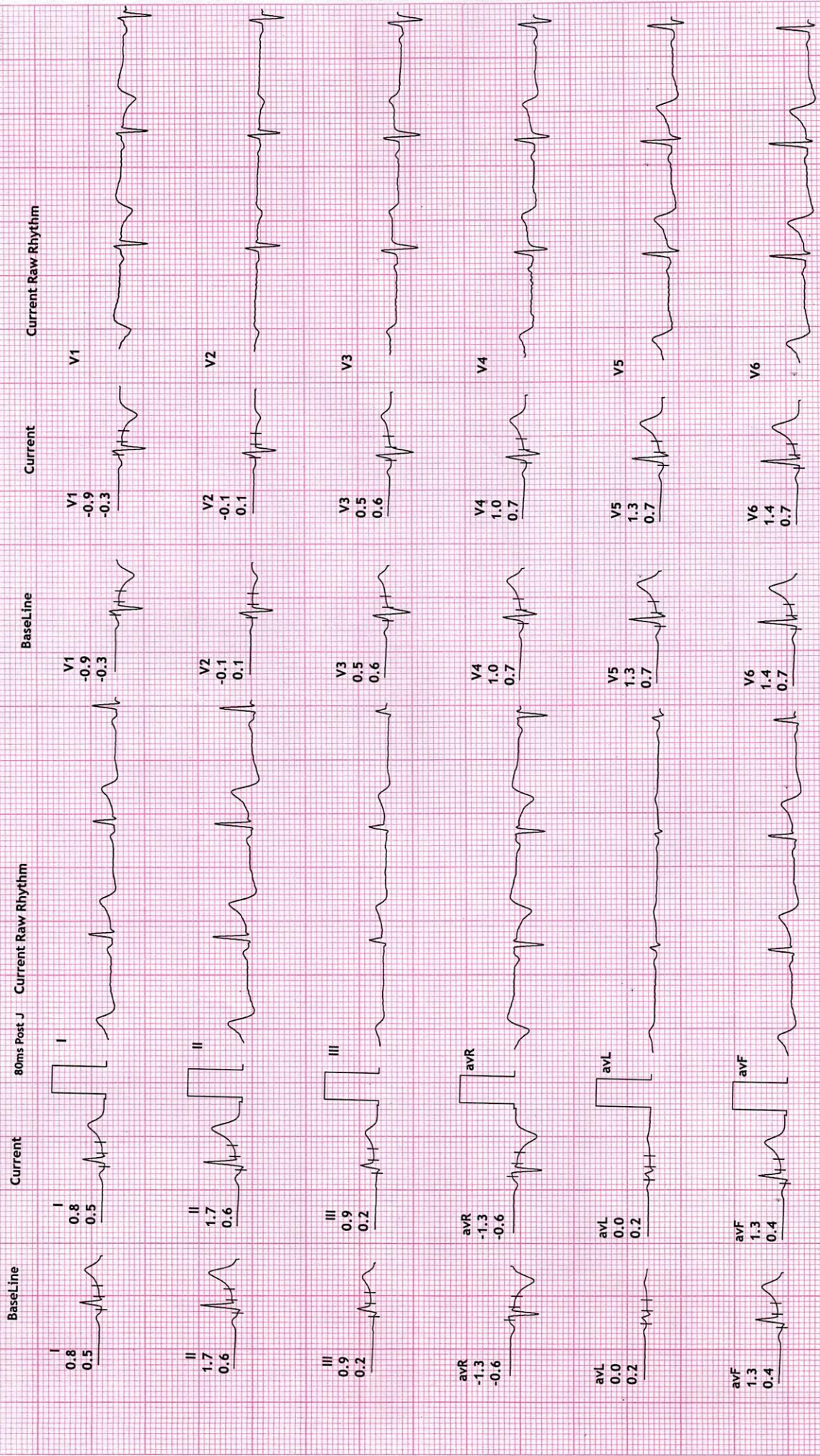
MPHR: 39% of 186  
 Speed: 0.0 kmph  
 Grade: 0.0%

Raw ECG  
 BRUCE  
 (1.0-100)Hz

HR: 74 bpm  
 METS: 1.0  
 BP: 112/76

Ex Time 00:36  
 BLC :On  
 Notch :On

SUPINE  
 10.0 mm/mV  
 25 mm/Sec.





**REVIVAL DIAGNOSTICS**  
 4TH FLOOR, AQUA CORRIDOE, NEAR STAR BAZAR, ADAJAN- 395009, SURAT  
 4518/ANGAD KUMAR BHAGAT  
 34 Yrs/Male  
 80 Kg/166 Cms  
 Date: 12-Nov-2022 09:00:20 AM

**12 Lead + Comparison**

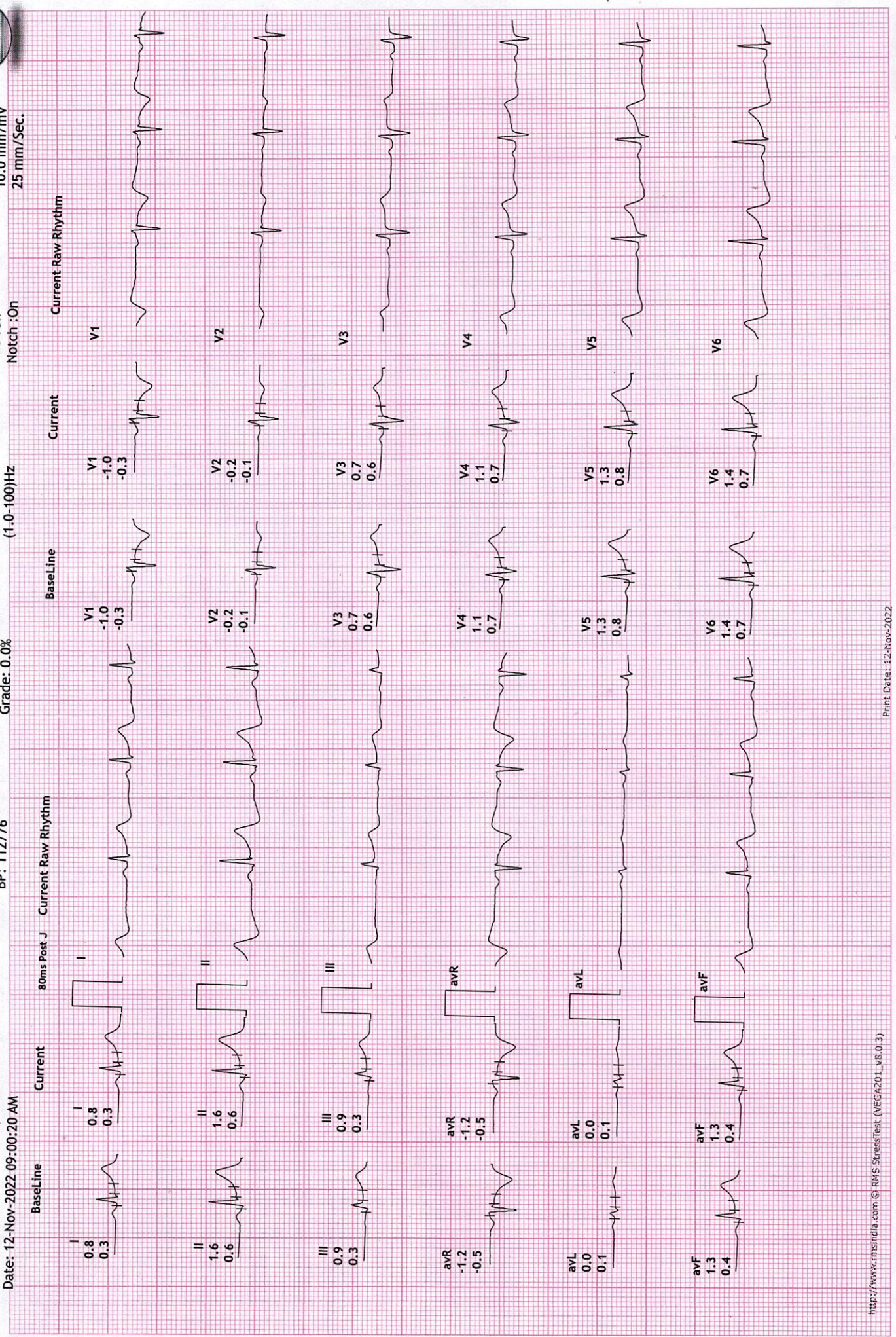
MPHR: 39% of 186  
 Speed: 0.0 kmph  
 Grade: 0.0%

Raw ECG  
 BRUCE  
 (1.0-100)Hz

HR: 74 bpm  
 METS: 1.0  
 BP: 112/76

Ex Time 00:53  
 BLC :On  
 Notch :On

STANDING  
 10.0 mm/mV  
 25 mm/Sec.





REVIVAL DIAGNOSTICS

4TH FLOOR, AQUA CORRIDOE, NEAR STAR BAZAR, ADAJAN- 395009, SURAT

4518/ANGAD KUMAR BHAGAT

34 Yrs/Male

80 Kg/166 Cms

Date: 12-Nov-2022 09:00:20 AM

HR: 64 bpm

METS: 1.0

BP: 112/76

MPHR: 34% of 186

Speed: 0.0 kmph

Grade: 0.0%

12 Lead + Comparison

Raw ECG

BRUCE

(1.0-100)Hz

Ex Time 01:05

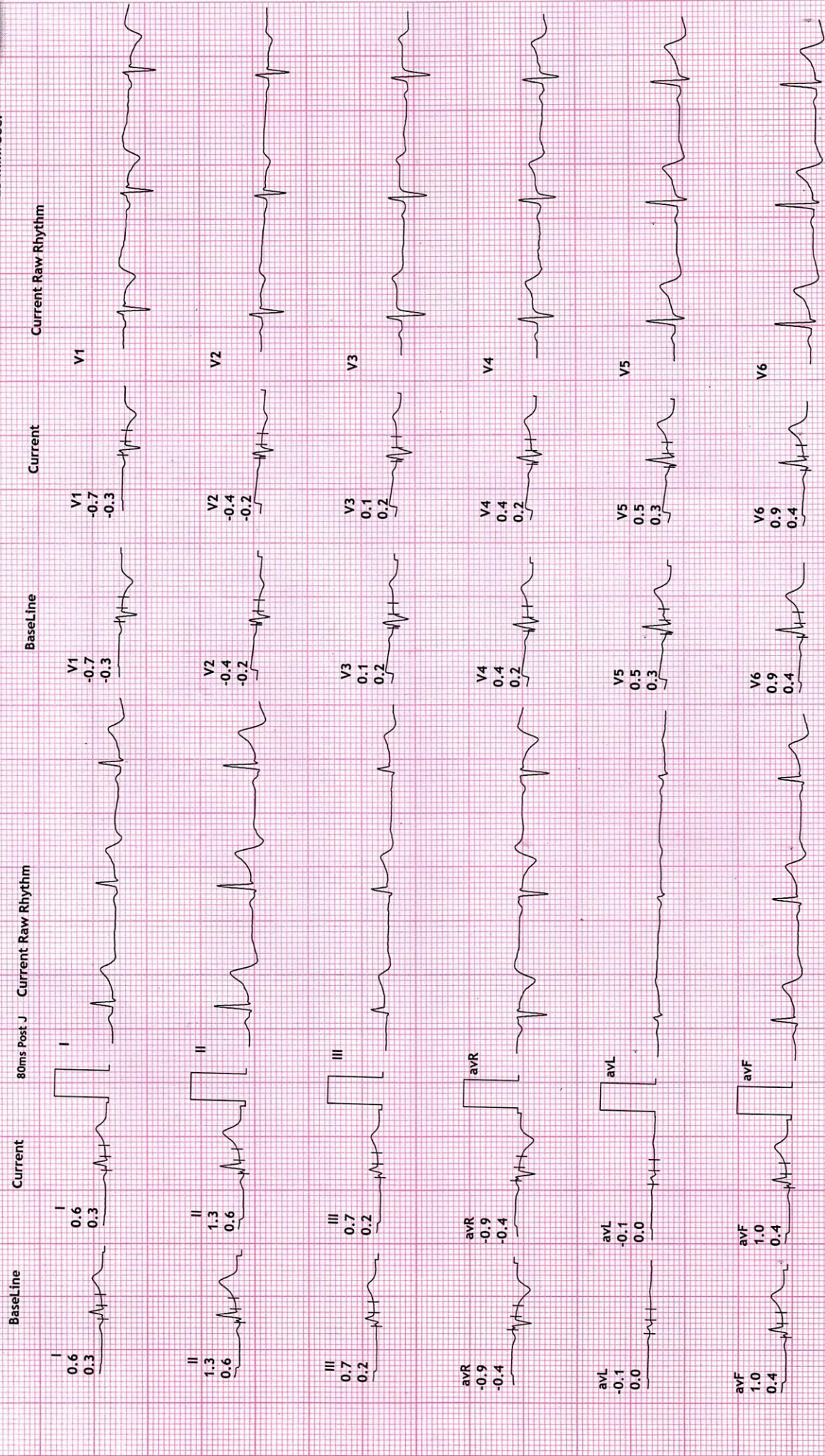
BLC :On

Notch :On

HV

10.0 mm/mV

25 mm/Sec.



REVIVAL DIAGNOSTICS

4TH FLOOR, AQUA CORRIDOE, NEAR STAR BAZAR, ADAJAN- 395009, SURAT

4518/ANGAD KUMAR BHAGAT

34 Yrs/Male

80 Kg/166 Cms

Date: 12-Nov-2022 09:00:20 AM

12 Lead + Comparison

MPHR: 37% of 186

Speed: 0.0 kmph

Grade: 0.0%

HR: 69 bpm

METS: 1.0

BP: 112/76

Raw ECG

BRUCE

(1.0-100)Hz

Ex Time 00:00

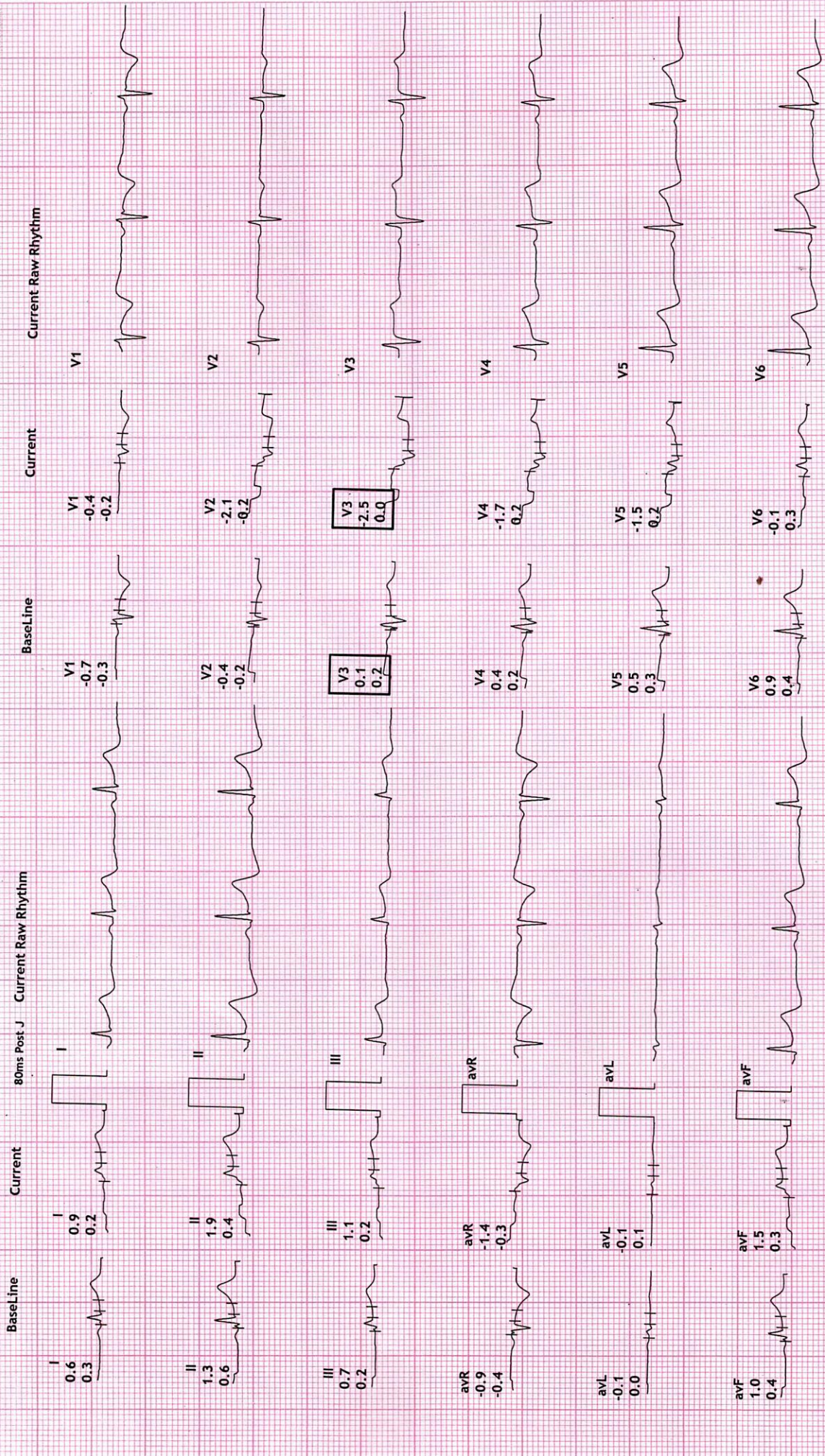
BLC :On

Notch :On

ExStnr

10.0 mm/mV

25 mm/Sec.



REVIVAL DIAGNOSTICS

4TH FLOOR, AQUA CORRIDOE, NEAR STAR BAZAR, ADAJAN- 395009, SURAT

4518/ANGAD KUMAR BHAGAT

34 Yrs/Male

80 Kg/166 Cms

Date: 12-Nov-2022 09:00:20 AM

HR: 115 bpm

METS: 4.6

BP: 120/80

MPHR: 61% of 186

Speed: 2.7 kmph

Grade: 10.0%

12 Lead + Comparison

Raw ECG

BRUCE

(1.0-100)HZ

Ex Time 03:00

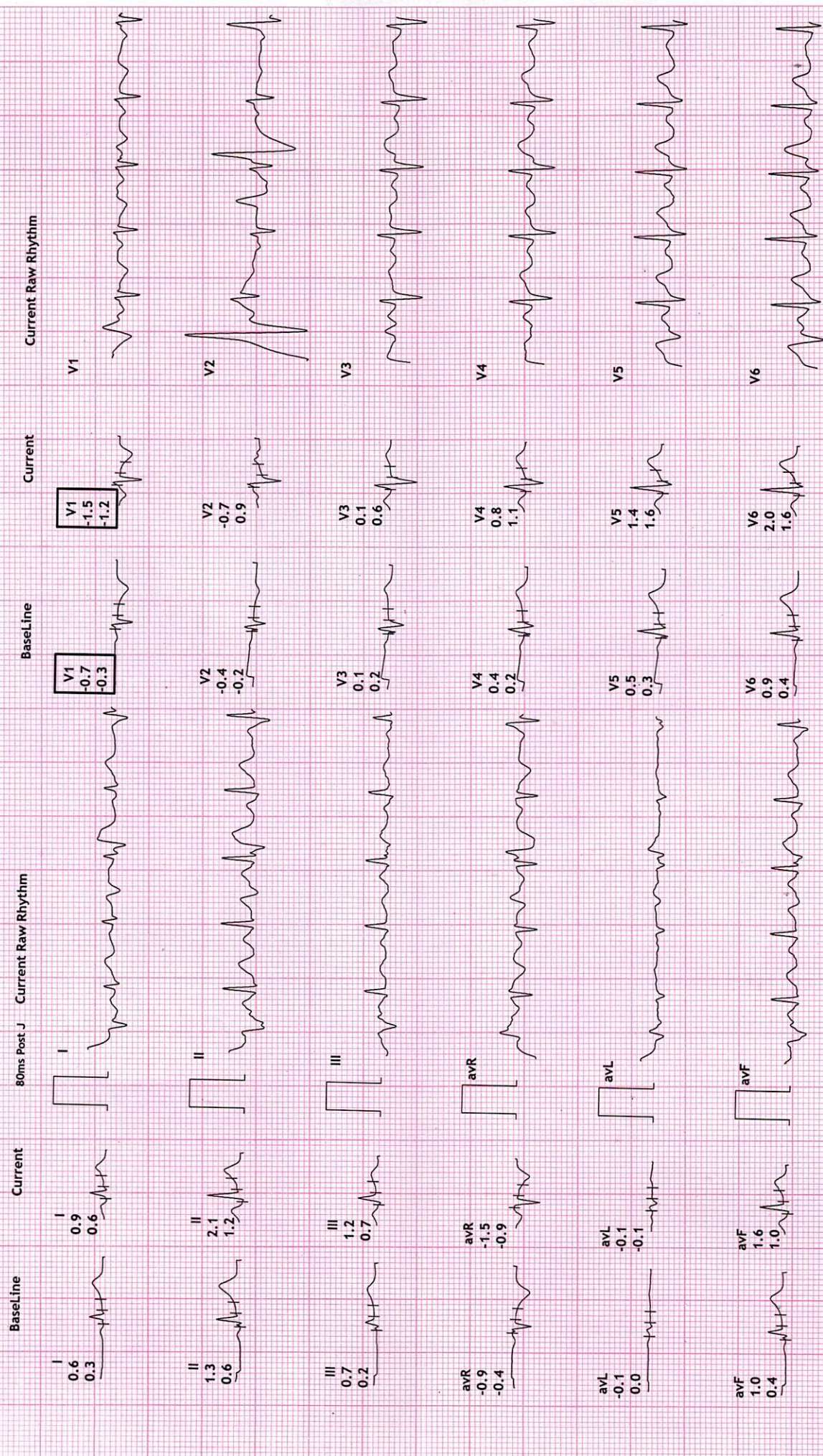
BLC :On

Notch :On

Stage 1 ( 03:00

10.0 mm/mV

25 mm/Sec.



12 Lead + Comparison

REVIVAL DIAGNOSTICS

4518/ANGAD KUMAR BHAGAT, NEAR STAR BAZAR, ADAJAN- 395009, SURAT

34 Yrs/Male  
80 Kg/166 Cms

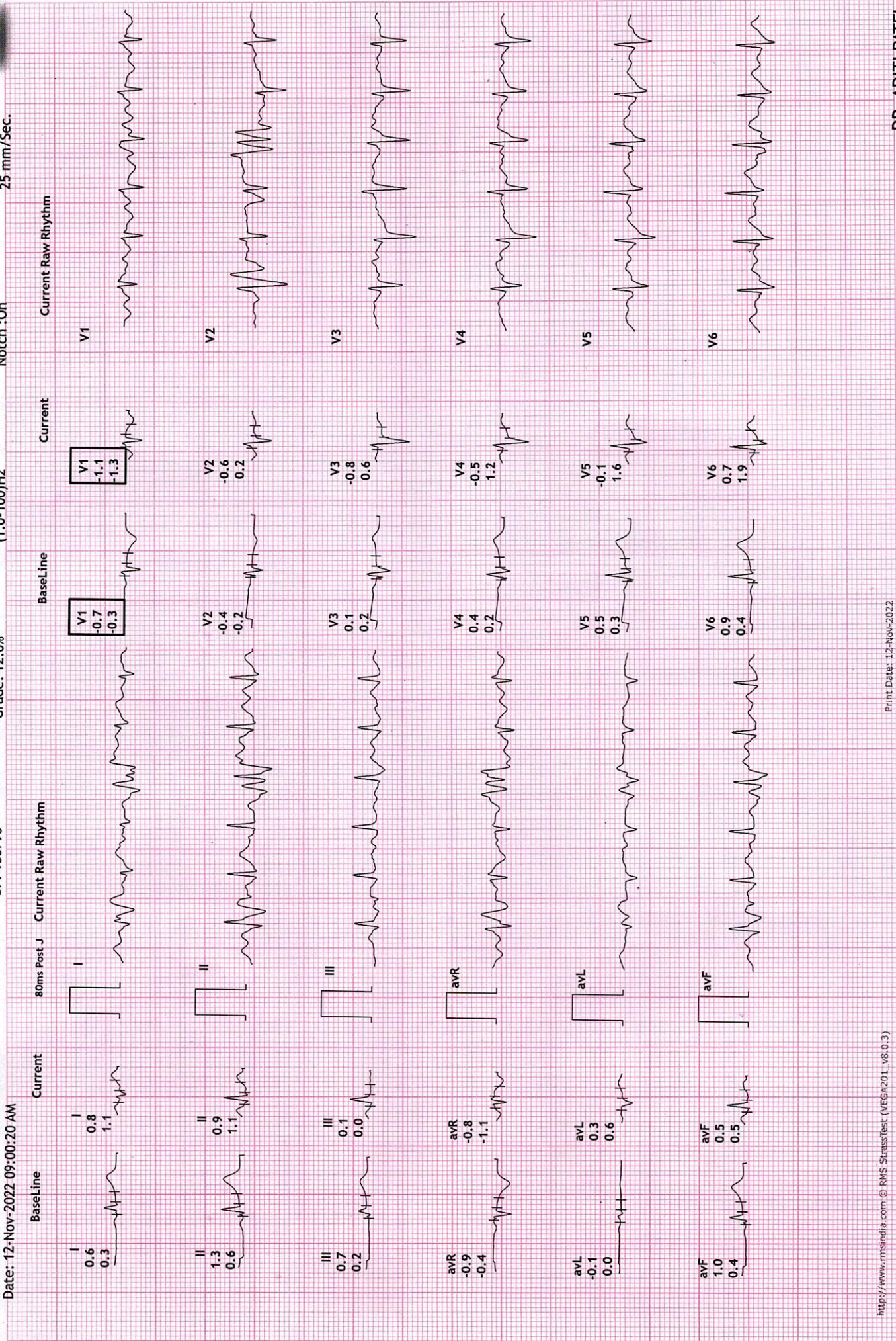
HR: 156 bpm  
METS: 7.0  
BP: 150/90

MPHR: 83% of 186  
Speed: 4.0 kmph  
Grade: 12.0%

Raw ECG  
BRUCE  
(1.0-100)Hz

Ex Time 06:00  
BLC :On  
Notch :On

Stage 2 ( 03:00  
10.0 mm/mV  
25 mm/Sec.



12 Lead + Comparison



**REVIVAL DIAGNOSTICS**  
 4TH FLOOR, AQUA CORRIDOE, NEAR STAR BAZAR, ADAJAN- 395009, SURAT  
 4518/ANGAD KUMAR BHAGAT  
 34 Yrs/Male  
 80 Kg/166 Cms

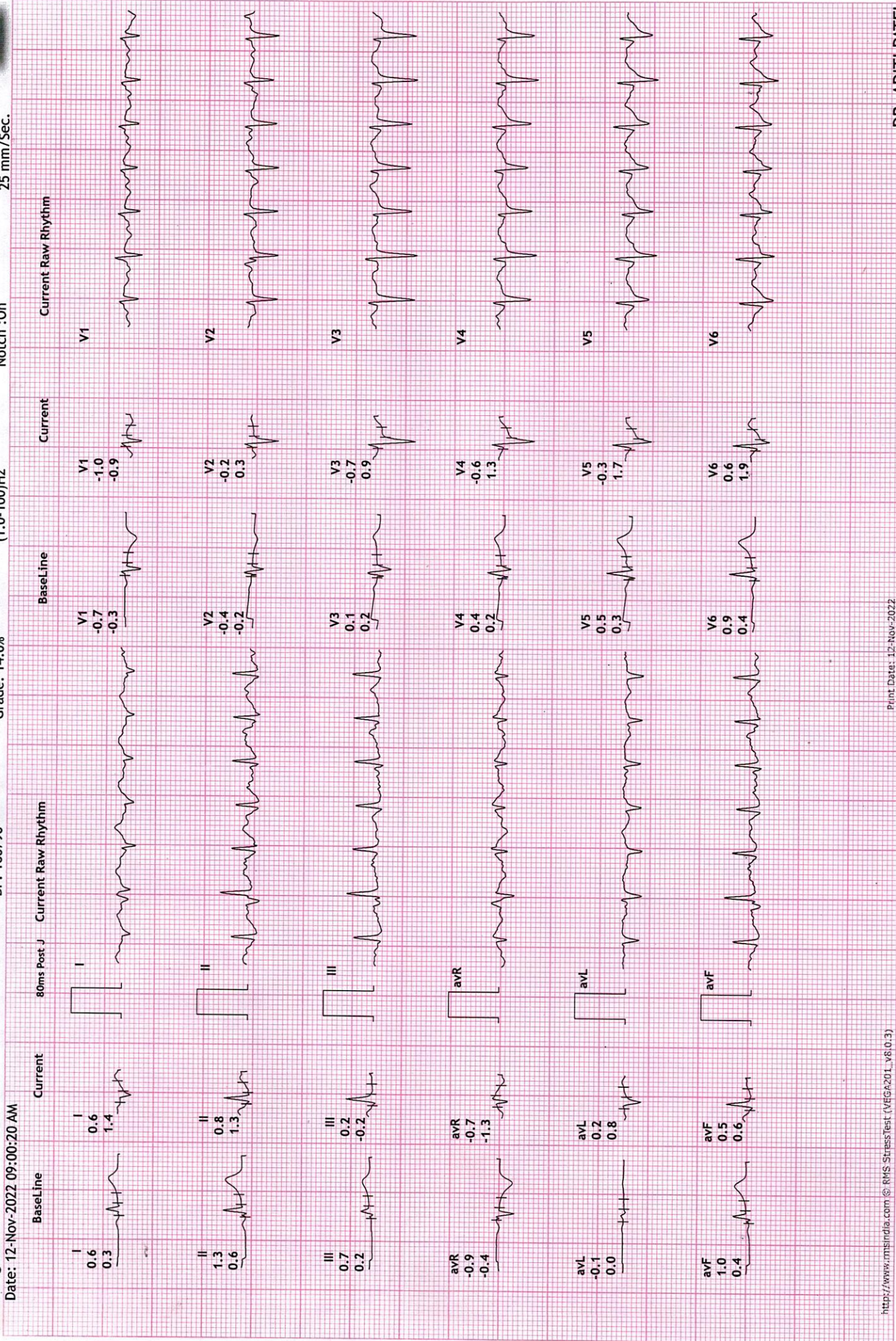
HR: 176 bpm  
 METS: 7.8  
 BP: 160/90

MPHR: 94% of 186  
 Speed: 5.5 kmph  
 Grade: 14.0%

Raw ECG  
 BRUCE  
 (1.0-100)Hz

Ex Time 06:44  
 BLC :On  
 Notch :On

PeakEx  
 10.0 mm/mv  
 25 mm/Sec.



**REVIVAL DIAGNOSTICS**

**4TH FLOOR, AQUA CORRIDOE, NEAR STAR BAZAR, ADAJAN- 395009, SURAT**

4518/ANGAD KUMAR BHAGAT

34 Yrs/Male

80 Kg/166 Cms

Date: 12-Nov-2022 09:00:20 AM

HR: 104 bpm

METS: 1.0

BP: 160/90

MPHR:55% of 186

Speed: 0.0 kmph

Grade: 0.0%

**12 Lead + Comparison**

Raw ECG

BRUCE

(1.0-100)Hz

Ex Time 06:44

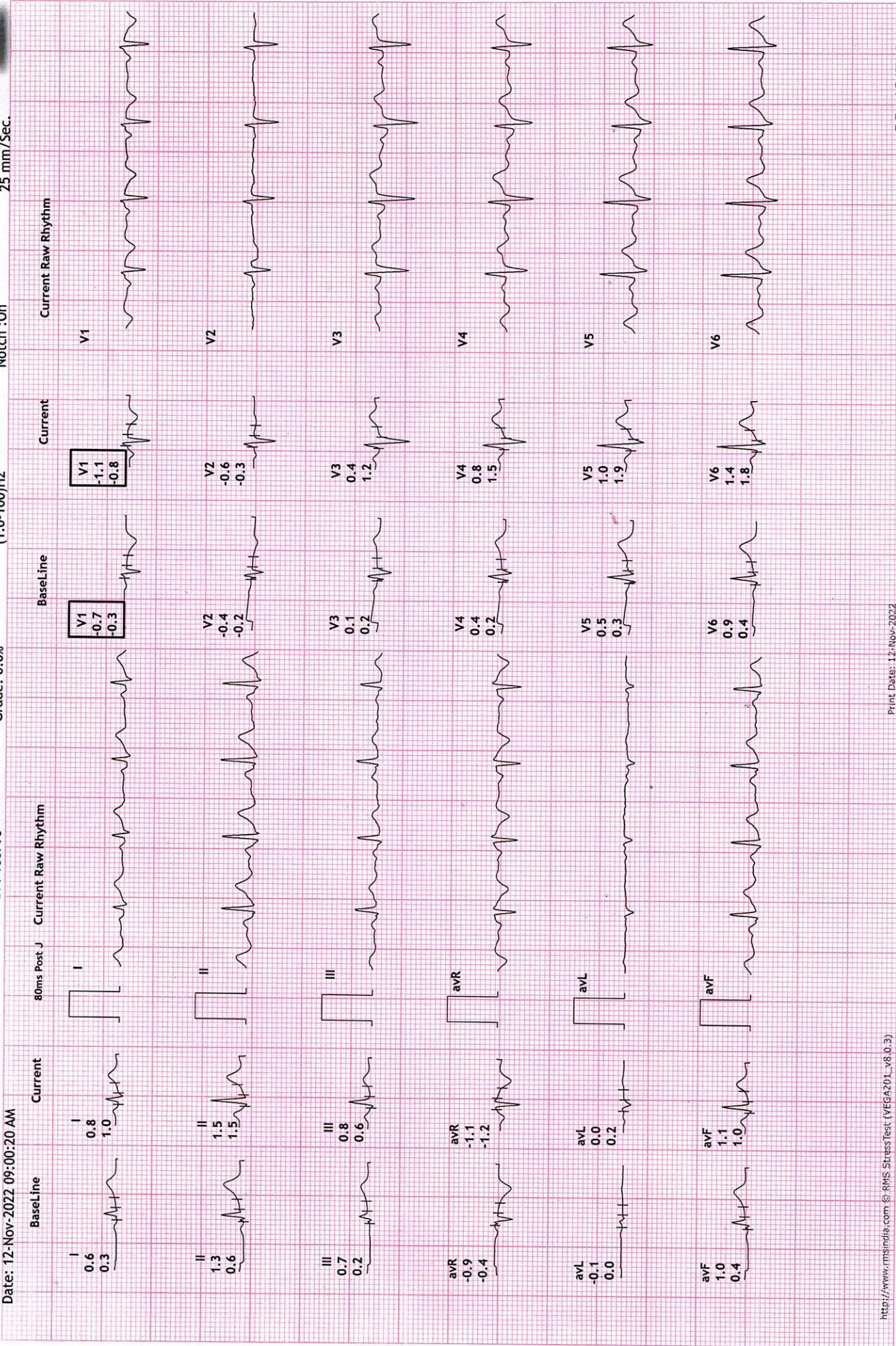
BLC :On

Notch :On

Recovery : ( 01

10.0 mm/mV

25 mm/Sec.



12 Lead + Comparison



**REVIVAL DIAGNOSTICS**  
 4TH FLOOR, AQUA CORRIDOE, NEAR STAR BAZAR, ADAJAN- 395009, SURAT  
 4518/ANGAD KUMAR BHAGAT  
 34 Yrs/Male  
 80 Kg/166 Cms

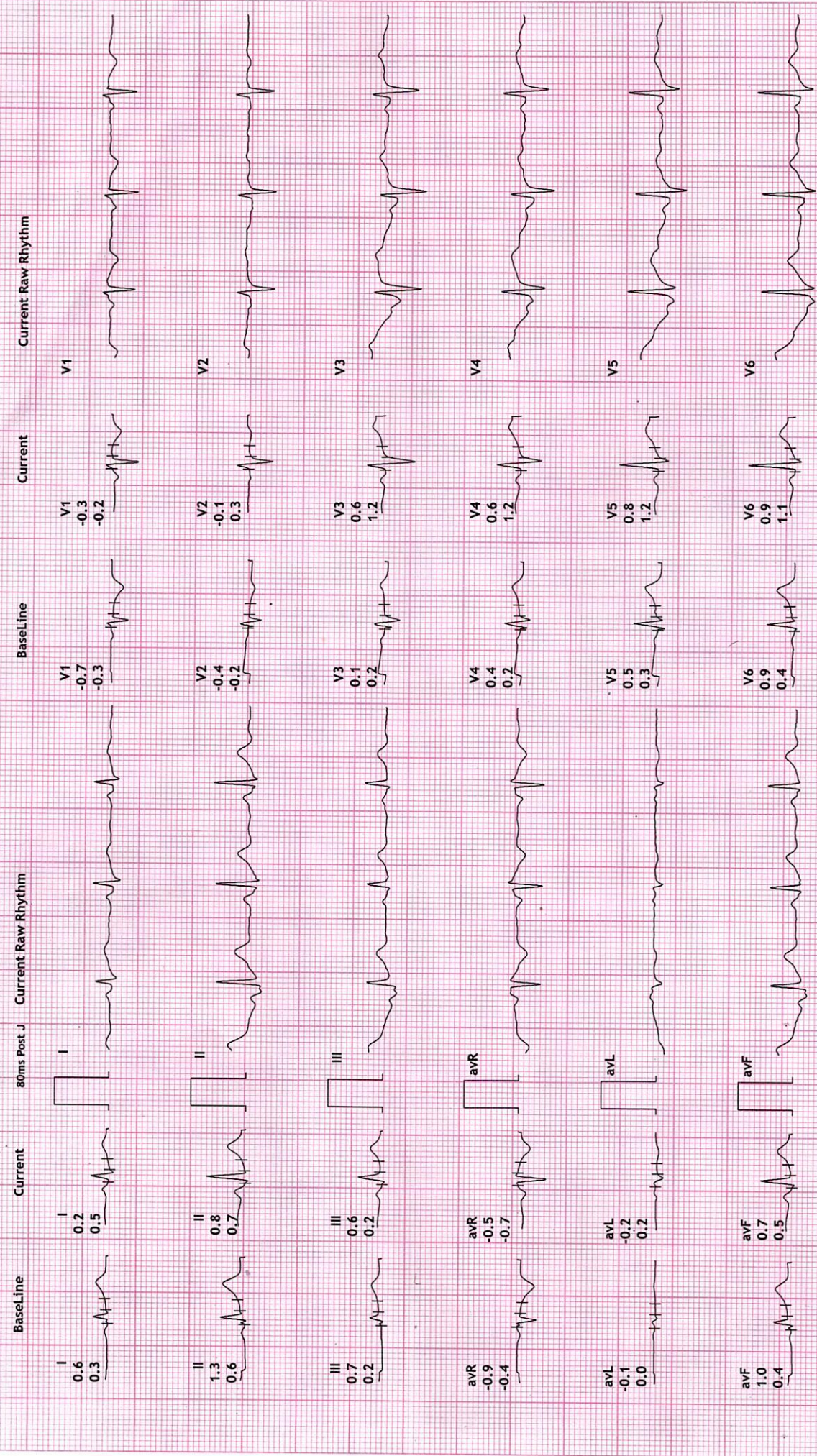
Date: 12-Nov-2022 09:00:20 AM

MPHR: 45% of 186  
 Speed: 0.0 kmph  
 Grade: 0.0%

Raw ECG  
 BRUCE  
 (1.0-100)Hz

Ex Time 06:44  
 BLC :On  
 Notch :On

Recovery : (02.00)  
 10.0 mm/mV  
 25 mm/Sec.



12 Lead + Comparison



**REVIVAL DIAGNOSTICS**  
 4TH FLOOR, AQUA CORRIDOE, NEAR STAR BAZAR, ADAJAN- 395009, SURAT  
 4518/ANGAD KUMAR BHAGAT  
 34 Yrs/Male  
 80 Kg/166 Cms

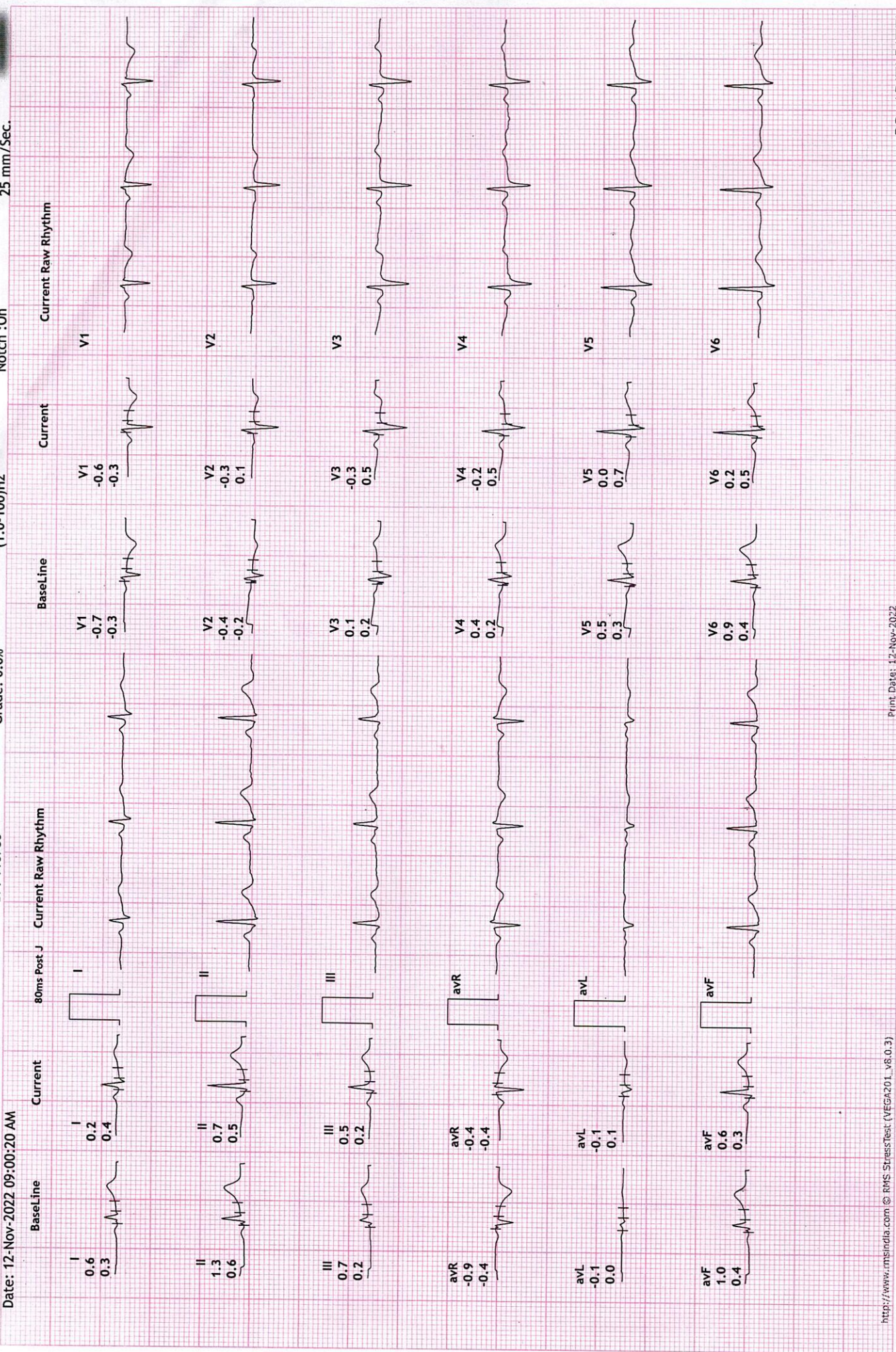
Date: 12-Nov-2022 09:00:20 AM

MPHR: 39% of 186  
 Speed: 0.0 kmph  
 Grade: 0.0%

Raw ECG  
 BRUCE  
 (1.0-100)Hz

Ex Time 06:44  
 BLC : On  
 Notch : On

Recovery : ( 03 )  
 10.0 mm/mV  
 25 mm/Sec.







**NAME: ANGAD KUMAR BHAGAT**  
**AGE: 34 YRS / MALE**  
**REF BY: MEDI WHEEL**

**15**



Name	ANGAD KUMAR BHAGAT	Age/Gender	34Yrs/Male
Reg No.	3123/22	Receipt No	2827
Referred By	BOB - MEDI WHEEL(PKG10000240)	Mode of Payment	CREDIT
Collection Type	CENTER	Collection DateTime	12-Nov-2022 08:22 AM

### CHEST RADIOGRAPH (PA VIEW)

- Hilar shadows are within normal limits.
- Pulmonary vasculature appears normal.
- Cardiac appears normal in size.
- Both dome of the diaphragm are smooth.
- Both costophrenic recesses are clear.
- Both lung fields appear normal.
- Visualized bones and soft tissue shadows appear normal.

IMPRESSION: NORMAL STUDY.

DR. CHIRAG K PATEL  
RADIOLOGIST

REVIVAL  
DIAGNOSTICS

**Dr. Chirag K. Patel**  
MBBS-DMPD  
Reg. No. G-23509  
Revival Diagnostic  
4th Floor, Aqua Corridor,  
Nr. Star Bazar, Hazira Main Road,  
Adajan, Surat-395009.  
Mo. 97266 726683

Laboratory Test Result are Subject to technical limitation and should be clinically correlate for final diagnosis



Name	ANGAD KUMAR BHAGAT	Age/Gender	34Yrs/Male
Reg No.	3123/22	Receipt No	2827
Referred By	BOB - MEDI WHEEL(PKG10000240)	Mode of Payment	CREDIT
Collection Type	CENTER	Collection DateTime	12-Nov-2022 08:22 AM

## USG OF ABDOMEN & PELVIS

### LIVER:

Liver is normal in size and increased echotexture.

No evidence of focal SOL or dilatation of IHBR seen.

Portahepatis appear normal.

### GALLBLADDER:

Gallbladder is not visualized.

### PANCREAS:

Pancreas appears normal in size and echotexture.

No focal lesion, mass or pancreatitis.

### SPLEEN:

Spleen appears normal in size and echotexture.

### PARAAORTIC REGION:

Aorta grossly appears normal.

No paraaortic lymphnodes seen.

### KIDNEYS:

Both kidneys appear normal in size, shape and in position.

Cortex and collecting system of both kidneys appears normal.

No evidence of calculus or obstructive uropathy on either side.

### URINARY BLADDER:

Bladder appears normal. No calculus or mass lesion is seen.

### PROSTATE:

Prostate appears normal in size and echotexture.

No evidence of free fluid in pelvis.

### COMMENTS:

fatty liver

**Dr. Chirag K. Patel**

MBBS-DMPD

Reg. No. G-23509

Revival Diagnostic

4th Floor, Radiology

Nr. Star Bazar, Hazira Main Road,

Adajan, Surat-395009.

Mo. 97266 726683

Laboratory Test Result are Subject to technical limitation and should be clinically correlate for final diagnosis

📍 4th Floor, Aqua Corridor, Hazira Road, Adajan Pal, Surat-395009.

☎ 0261 2747788, 9825947712 ✉ revivaldiagnostics.surat@gmail.com 🌐 www.revivaldiagnostics.com

This medical report is not intended for medico-legal purposes.



12-Nov-2022 8:20:21 am  
21.1869N 72.7938E

Adajan  
Surat  
Gujarat  
Altitude:-45.6m  
angad

