



MEDICAL FITNESS CERTIFICATE

This is to certify that Mr./Jagadish Ola of Ratan Singh of aged 50 .based on the examination, I certify that he is in good mental and physical health and is free from any physical defects such a deafness, colour blindness, and chronic or contagious diseases.

Jagadish Ola

Signature of the candidate

Place: *Sikar*

Date *09/09/2024*

Himanshu Agarwal
Dr. Himanshu Agarwal
MB, B.S.
RMC No. - 43718/27910
G. H.MD.GEN:Medicine

RMC No-43718/27910

G.H.R.C-Sikar

Gurukripa Circle, Jyoti Nagar, Piprali Road, Sikar (Raj.) 332001

Ph. : 01572-244548 Fax No. : 01572-254255

E-mail : gurukripahospitals@gmail.com | Website : www.gurukripahospitals.co.in

Helpline : +91-99823-77675

GURUKRIPA HOSPITALS



H-2021-0867

PT. Name : MR. JAGDISH
Age : 50-0-0 Y/M/D
Reg No : UHID193451
Consultant : DR. M ARIF + Dr. Himanshu
Department : GENERAL MEDICINE
Dr. Reg No. :
Category : TPA

Date/Time : 09-03-2024 / 7:09PM
Sex : Male
Mobile No : 9772256045
OPD No. : 10
Dr. Room No : 106
User Name : MANISH
Address : SIKAR

BMI:

BP - 120/80
Pulse - 80
SpO2 - 99%
weight - 73 kg
Asthma - No
Current Medications -
Height - 165

H/O Diabetes:- No
H/O Drug Allergy:- No
H/O HTN:- No
H/O surgery:- No
LMP (For Female):- X.

Presenting Complaints:-

for medical
checkup

Systemic/local Examination:-

Provisional/Final Diagnosis:-

Rx:-

NO Further Intervention
needed

Investigation Advised:-

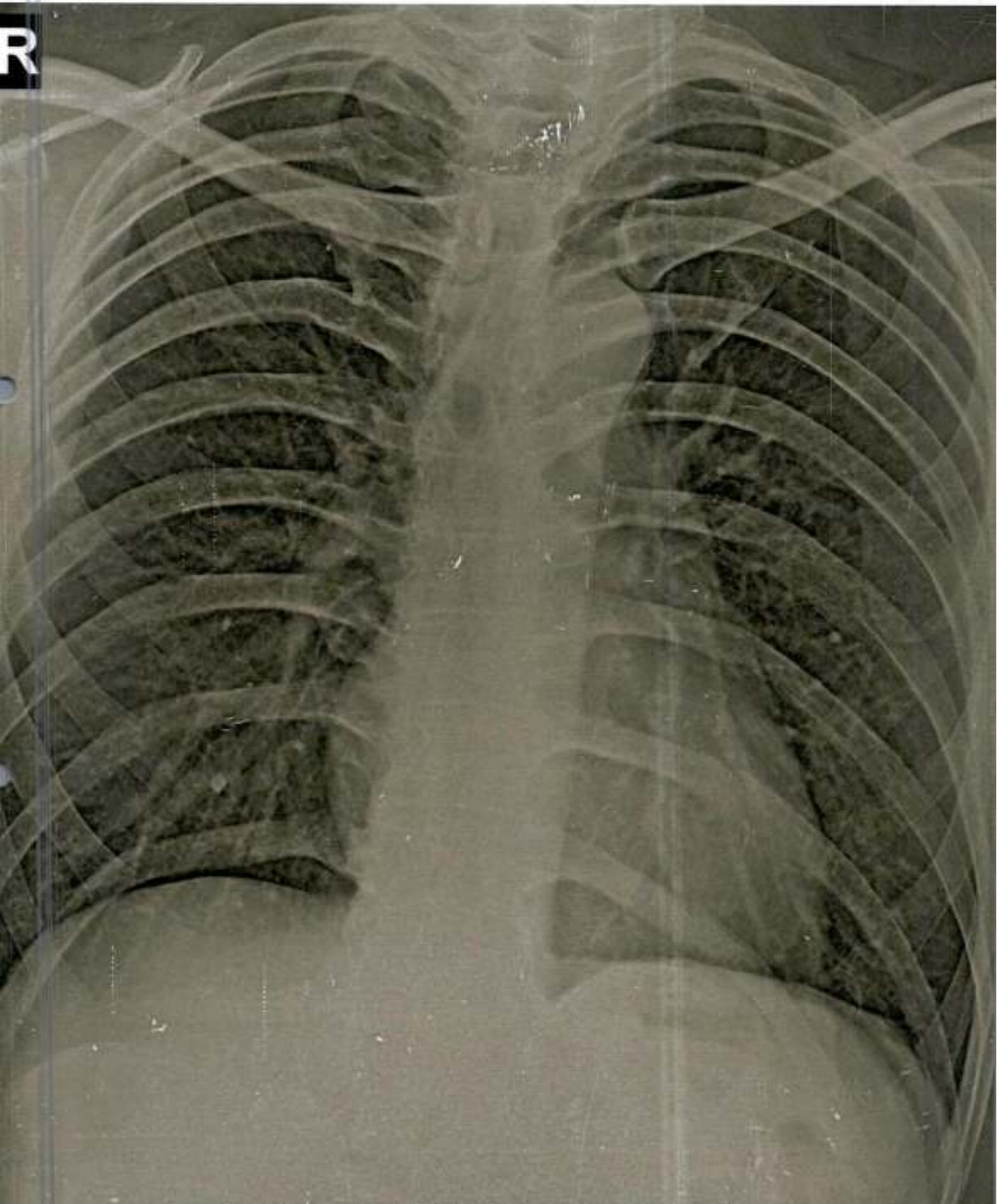
Dr. Himanshu Agarwal
MD. GEN. Medicine
RMC No. - 43718/27910
G. H. R. C. - Sikar

Sign/Time

Review after.....days

On dated.....

R



JAGDISH 265 M CHEST, PA 09-Mar-24 06:59 AM

GURUKRIPA HOSPITALS, SIKAR



GURUKRIPA HOSPITALS RESEARCH CENTER PVT. LTD.

Gurukripa Circle, Jyoti Nagar, Piprali Road, Sikar (Raj.) 332001

Helpline : 01572-244548, 241548

H-2021-0867

E-mail : gurukripahospitals@gmail.com, www.gurukripahospitals.co.in



2-D ECHO COLOUR DOPPLER REPORT

NAME:- MR:-JAGDISH

AGE:-50Y/Sex:-M

Date:-09-MARCH-2024

LEFT VENTRICLE:

Size : Normal
Wall Motion : Normal

LEFT ATRIUM

Diameter :- 31mm

Dimensions (2D / M-mode)

LVID D 45 mm
LVID S 28 mm
EF 60%
PW (d) 8 mm IVS (D) 9mm
PW (S) 10 mm IVS (S) 11mm

RIGHT VENTRICLE

RVI D (d) :- 25mm

MITRAL VALVE:- NORMAL

LV Inflow Doppler:-

Peak E 0.5m/sec Peak A Vel 0.3m/sec

Mitral Regurgitation:-TRIVIAL

Tricuspid Regurgitation:-MILD(23+RAP)

AORTIC VALVE:- NIL

AORTIC Regurgitation:-NIL

PERICARDIUM:- NORMAL

IMPRESSION:

- NO RWMA
- TRIVIAL MR,MILD TR23+RAP),NO AR
- DIASTOLIC FUNCTION NORMAL
- NORMAL LV SYSTOLIC FUNCTION, EF-60%
- No Intra Cardiac clot/vegetation/ Pericardial effusion

DR. J.K SONI

(REG NO 27757

MD, DM, (Cardiology)

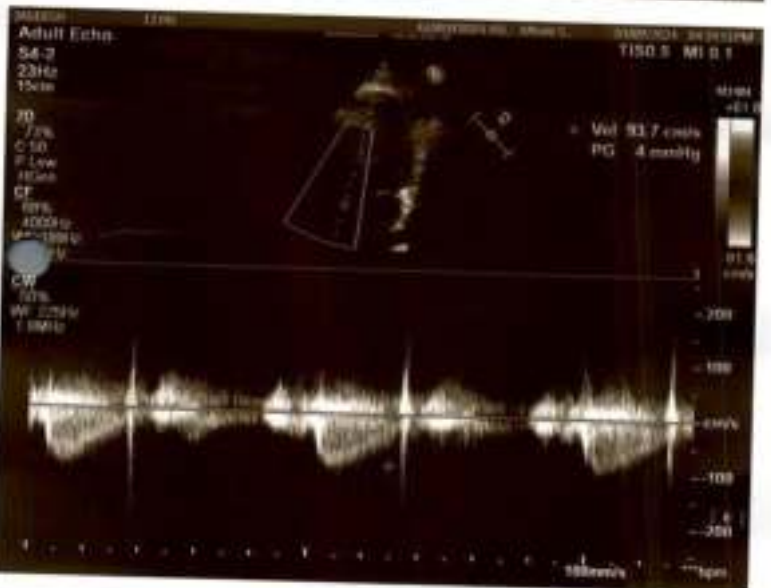
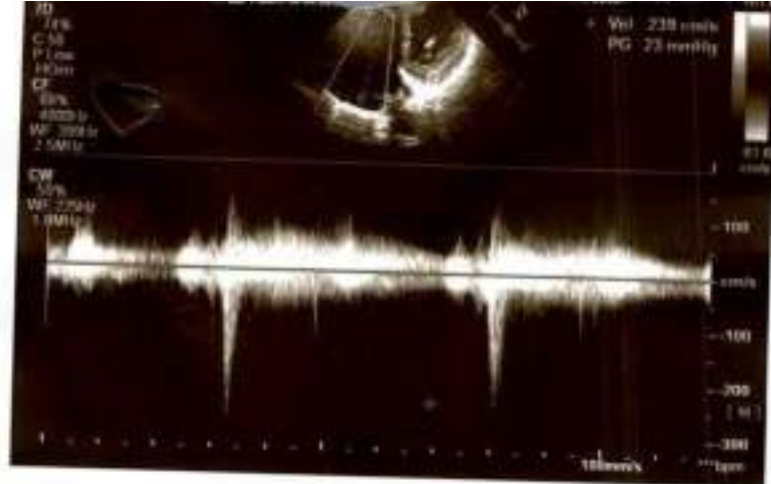
Chief Interventional Cardiologist

REG. NO. 27757/23597



बेटी बचाओ-बेटी पढ़ाओ

पूर्ण विनाश करवाना जघन्य अपराध है इसकी शिक्षा पर टोल फ्री नम्बर 104/108 पर की जा सकती है।





GURUKRIPA HOSPITAL RESEARCH CENTRE PVT.LTD.

Gurukripa Circle, Jyoti Nagar, Piprali Road, Sikar (Raj.) 332001

PH: 01572-244548 Helpline :-+91-9571883826

email: gurukripahospitals@gmail.com | Website : www.gurukripahospitals.co.in



H-2021-0867

Name : MR. OLA JAGDISH KUMAR	Reg. No : OutSide	IPD/OPD : OPD
Age/Sex : 50 Y / M	Accession No. : 21240309016	Category : TPA
Consultant : SELF	Bill / IPD No. : 23-145700	



Registration No



Accession No

COMPLETE BLOOD COUNT

Sample Collected: 09/03/2024 8:20AM

Report Gen At : 09/03/2024 6:09PM

Sample Type: WHOLE BLOOD

Test Name	Status	Results	Unit	Biological Reference Range
Hemoglobin (Hb%)		13.4	gm/dl	11-15
TLC.		4600	/CU MM	4,000-11,000
OLC				
Neutrophils	L	55	%	56-62
Lymphocytes		40	%	20-50
Eosinophils		03	%	1-6
Monocytes		02	%	0-5
Basophils		00	%	0-1
Red Cell Count (TRBC)		4.98	million/cumm	3.5-5.0
PCV/HCT		41.9	%	36-46
MCV		84.0	fl	80-95
MCH		26.9	pg	26.5-33.5
MCHC		31.9	g/dl	31.5-35.0
Platelet Count		1.88	Lakhs/cumm	1.50-4.50

Remarks :

HAEMATOTOLOGY REPORT

Sample Collected: 09/03/2024 8:20AM

Report Gen At : 09/03/2024 6:08PM

Sample Type: ,

Test Name	Status	Results	Unit	Biological Reference Range
ESR		12	mm/hr	0.0-15.0
ABO GROUPING		"A"		
RH -TYPING		POSITIVE		

Dr. Rajja Agarwal
 PATHOLOGIST
 M.D. (Pathologist)
 Reg. No. 31402/16727
 G. H. R. C., Sikar

TECHNOLOGIST

THIS REPORT IS NOT VALID FOR MEDICO-LEGAL PURPOSE.



GURUKRIPA HOSPITAL RESEARCH CENTRE PVT.LTD.

Gurukripa Circle, Jyoti Nagar, Piprali Road, Sikar (Raj.) 332001

PH.: 01572-244548 Helpline :- +91-9571883826

email: gurukripahospitals@gmail.com | Website: www.gurukripahospitals.co.in



19/2/24

Name : MR. OLA JAGDISH KUMAR	Reg. No : OutSide	IPD/OPD : OPD
Age/Sex : 50 Y / M	Accession No. : 21240309016	Category : TPA
Consultant : SELF	Bill / IPD No. : 23-145700	

Remarks :

BIOCHEMISTRY

Sample Collected: 09/03/2024 8:20AM

Report Gen At : 09/03/2024 6:06PM

Sample Type: ,

Test Name	Status	Results	Unit	Biological Reference Range
LIPID PROFILE.				
TOTAL CHOLESTROL		188.7	mg/dl	0-200
TRIGLYCERIDES		89.10	mg/dl	0-150
HDL CHOLESTROL		43.30	mg/dl	40-88
LDL CHOLESTROL	H	127.58	mg/dl	25-60
VLDL CHOLESTROL		17.82	mg/dl	0-100

Remarks :

LIVER FUNCTION TEST

Sample Collected: 09/03/2024 8:20AM

Report Gen At : 09/03/2024 6:07PM

Sample Type: ,

Test Name	Status	Results	Unit	Biological Reference Range
SGOT (AST)		26.1	U/L	0-40
SGPT (ALT)		20.9	U/L	0-40
BILIRUBIN (TOTAL)		0.70	mg/dl	0.00-1.10
BILIRUBIN DIRECT		0.20	mg/dl	0.00-0.25
BILIRUBIN INDIRECT		0.50	mg/dl	0.00-1.10
TOTAL PROTEIN	L	6.16	g/dL	6.6-8.3
ALBUMIN		4.21	g/dl	3.5-5.0
GLOBULIN	L	1.95	g/dl	2.0-3.0
A/G RATIO		2.16		1.0-2.3
ALKALINE PHOSPHATASE		84.0	/CUMM	40-140

Remarks :

RENAL FUNCTION TEST

Dr. Pooja Agarwal
 MD (Pathologist)
 Reg. No. DC12/16727
 G. H. R. C., Sikar

TECHNOLOGIST

THIS REPORT IS NOT VALID FOR MEDICO-LEGAL PURPOSE



GURUKRIPA HOSPITAL RESEARCH CENTRE PVT LTD

Gurukripa Circle, Jyoti Nagar, Piprali Road, Sikar (Raj.) 332001

PH.: 01572-244548 Helpline :- +91-9571883826

email: gurukripahospitals@gmail.com | Website : www.gurukripahospitals.co.in



15-2021-8667

Name : MR. OLA JAGDISH KUMAR	Reg. No : OutSide	IPD/OPD : OPD
Age/Sex : 50 Y / M	Accession No. : 21240309016	Category : TPA
Consultant : SELF	Bil / IPD No. : 23-145700	

Sample Collected: 09/03/2024 8:20AM

Report Gen At : 09/03/2024 6:08PM

Sample Type: .

Test Name	Status	Results	Unit	Biological Reference Range
RENAL PROFILE				
UREA		20.0	mg/dl	15-45
CREATININE		0.74	mg/dl	0.60-1.40
URIC ACID	H	7.43	mg/dl	2.5-8.0
SODIUM		140.4	mmol/L	133-150
POTASSIUM		4.00	mmol/L	3.5-5.5
CHLORIDE		96.0	mmol/L	95-110

Remarks :

Dr. Pooja Agarwal

D. (Pathologist)

REG. NO. 31402/16727

C. H. P. C., Sikar

TECHNOLOGIST

THIS REPORT IS NOT VALID FOR MEDICO-LEGAL PURPOSE



Name	:MR.OLA JAGDISH KUMAR	Reg. No.	:Outside	IPD/OPD Status	:OPD
Age/Sex	:50 Y/Male	Lab No.	:21240309016	consultant	:SELF
Ref. Dr.		Receipt no	:23-145700	Location/Bed.No	:

Sample Collected at: 09/03/2024 6:37:00

Report Gen at: 09/03/2024 6:16:57 PM

AMB:37AM



Accession No

CLINICAL PATHOLOGY REPORT



Registration No

Urine Routine Examination Report

Investigation	Result	Unit
COLOR	Pale Yellow	
APPEARANCE	CLEAR	
PH	6.0	
SPECIFIC GRAVITY	1.005	
ALBUMIN	NIL	
SUGAR	NIL	
RBC	NIL	
PUS CELLS	2-3	0-0/HPF
EPITHELIAL CELL	1-2	0-1/HPF
CASTS	NIL	0-1/HPF
CRYSTALS	NIL	0-0/HPF
BACTERIA	NIL	0-0/HPF
OTHER	NIL	0-0/HPF

Dr. Pooja Agarwal
MD (Pathologist)

PATHOLOGIST 31402/16727
G. H. R. C., Sikar

TECHNOLOGIST



Name	:MR.OLA JAGDISH KUMAR	Reg. No.	:OutSide	IPD/OPD Status	:OPD
Age/Sex	:50 Y/Male	Lab No.	:21240309016	consultant	:SELF
Ref. Dr.		Receipt no	:23-145700	Location/Bed.No	:

Sample Collected at: 09/03/2024 0:37:00

Report Gen at: 09/03/2024 9:09:59 PM

AM6:37AM



Accession No

IMMUNOLOGY REPORT



Registration No

THYROID PROFILE

TRIIODOTHYRONINE (T3)	0.85	ng/ml	0.60 - 1.78
THYROXINE (T4)	9.08	ug/dl	4.82 - 15.65
THYROID STIMULATING HORMONE (TSH)	3.49	uIU/ml	0.36 - 5.33

Chemiluminescence

Interpretation:

- Note** 1. TSH levels are subject to circadian variation, reaching peak levels between 2 - 4 a.m. and at a minimum between 6-10 pm . The variation is of the order of 50% hence time of the day has influence on the measured serum TSH concentrations.
2. Values <0.03 uIU/mL need to be clinically correlated due to presence of a rare TSH variant in some individuals.

Clinical Use:

- Primary Hypothyroidism
- Hyperthyroidism
- Hypothalamic – Pituitary hypothyroidism
- Inappropriate TSH secretion
- Nonthyroidal illness
- Autoimmune thyroid disease
- Pregnancy associated thyroid disorders
- Thyroid dysfunction in infancy and early childhood

IN PREGNANCY REF RANGE of TSH

First trimester	0.60 - 3.4 mIU/mL
Second trimester	0.37 - 3.6 mIU/mL
Third trimester	0.38 - 4.0 mIU/mL

Dr. Pooja Agarwal
Dr. Pooja Agarwal
 PATHOLOGIST (Pathologist)
 Reg. No. 31402/18727
 G. H. R. C., Sikar

[Signature]
TECHNOLOGIST

THIS REPORT IS NOT VALID FOR MEDICO-LEGAL PURPOSE



Name	:MR.OLA JAGDISH KUMAR	Reg. No.	:OutSide	IPD/OPD Status	:OPD
Age/Sex	:50 Y/Male	Lab No.	:21240309016	consultant	:SELF
Ref. Dr.		Receipt no	:23-145700	Location/Bed.No	:

Sample Collected at: 09/03/2024 6:37:00

Report Gen at: 09/03/2024 6:07:23 PM

AM6:37AM



Accession No

BIOCHEMISTRY



Registration No

HbA1C (GLYCOSYLATED Hb)

Test Value : 4.0 %
 Estimated Average Glucose : 65.0 mg/dl

GUIDE VALAUE-

The following hemoglobin A1C range may be used for interpretation of result. However, factors such as duration of diabetes adherence to therapy and the age of patient should also be considered in assessing the degree of blood glucose control. These values are for nonpregnent individuals.

Hemoglobin A 1c (%)	Degree of glucose control	Action Suggested
> 8		
7 - 8		Good Control
< 7		Goal
6-7		Near Normal Glycemia Z

Dr. *Boori Agarwal*
 MD (Pathologist)
 PATHOLOGIST
 Reg. No. 402/18727
 G. H. R. C., Sikar

[Signature]
 TECHNOLOGIST



PATIENT: - OLA JAGADISH	AGE: 50 YRS.	UHID NO.
REF BY- DR.	SEX- M	DATE: - 9-Mar-24

USG WHOLE ABDOMEN

- LIVER** Enlarged (~ 16 cm) & shows mildly bright echotexture. No focal lesion is seen. IHBR not dilated. Intra Hepatic portion of IVC is normal.
- PORTAL VEIN** Normal.
- GB** Partially distended with clear lumen & normal wall thickness. No abnormal radio opaque calculus is noted.
- CBD** Normal.
- PANCREAS** Normal in size, shape & echotexture. No focal lesion is seen. MPD is not dilated. No pancreatic calcification is noted.
- SPLEEN** Normal in size, shape & echotexture. No focal lesion is seen. Splenic vein is normal.
- Rt. KIDNEY** Normal in size, shape, position and echotexture. PC system is not dilated. CM differentiation is normal.
- Lt. KIDNEY** Normal in size, shape, position and echotexture. PC system is not dilated. CM differentiation is normal.
- UB** Lumen is echofree. Wall thickness is normal. B/L UVJ are clear. No calculus or any mass lesion seen in urinary bladder.
- PROSTATE** Normal in size ~ 15 gms. No parenchymal calcification is noted.

• No ascites or lymphadenopathy seen.

IMPRESSION: Mild Hepatomegaly with fatty changes (Gr. -I).

[Signature]
Dr. Yemika Dhayal
DR. YEMIKA DHAYAL
MD RADIO DIAGNOSIS
 G.H.R.C. Sikar



12345705 (334) / MR. JAGDISH KUMAR / 56 Yrs / M / 165 Cms / 73 Kg Date: 09-Mar-2024 Refd By : DR. J.K. SONI Examined By:

Stage	Time	Duration	Speed(mph)	Elevation	METs	Rate	% THR	BP	RPP	PVC	Comments
Supine	00:04	0:04	00.0	00.0	01.0	070	43 %	110/70	077	00	
Standing	00:32	0:28	00.0	00.0	01.0	071	43 %	110/70	078	00	
HV	01:00	0:28	00.0	00.0	01.0	066	40 %	110/70	072	00	
Warm Up	01:17	0:17	00.0	00.0	01.0	070	43 %	110/70	077	00	
ExStart	01:39	0:22	01.0	00.0	01.0	087	53 %	110/70	095	00	
BRUCE Stage 1	04:39	3:00	01.7	10.0	04.7	098	60 %	120/80	117	00	
BRUCE Stage 2	07:39	3:00	02.5	12.0	07.1	116	71 %	130/85	150	00	
BRUCE Stage 3	10:39	3:00	03.4	14.0	10.2	138	84 %	130/85	179	00	
PeakEx	10:58	0:19	04.2	16.0	10.6	140	85 %	130/85	182	00	
Recovery	11:58	1:00	01.1	00.0	04.3	113	69 %	120/70	135	00	
Recovery	12:58	2:00	00.0	00.0	01.0	094	57 %	120/70	112	00	
Recovery	13:13	2:15	00.0	00.0	01.0	092	56 %	120/70	110	00	

FINDINGS :

Exercise Time : 09:19
 Max HR Attained : 140 bpm 85% of Target 164
 Max BP Attained : 130/85
 Max WorkLoad Attained : 10.6 Good response to induced stress
 Test End Reasons : Test Complete, Heart Rate Achieved

REPORT :

TMT is negative for inducible myocardial ischemia.

DR. J. K. SONI
 DM CARDIOLOGY
 REG. NO. 27757/23597


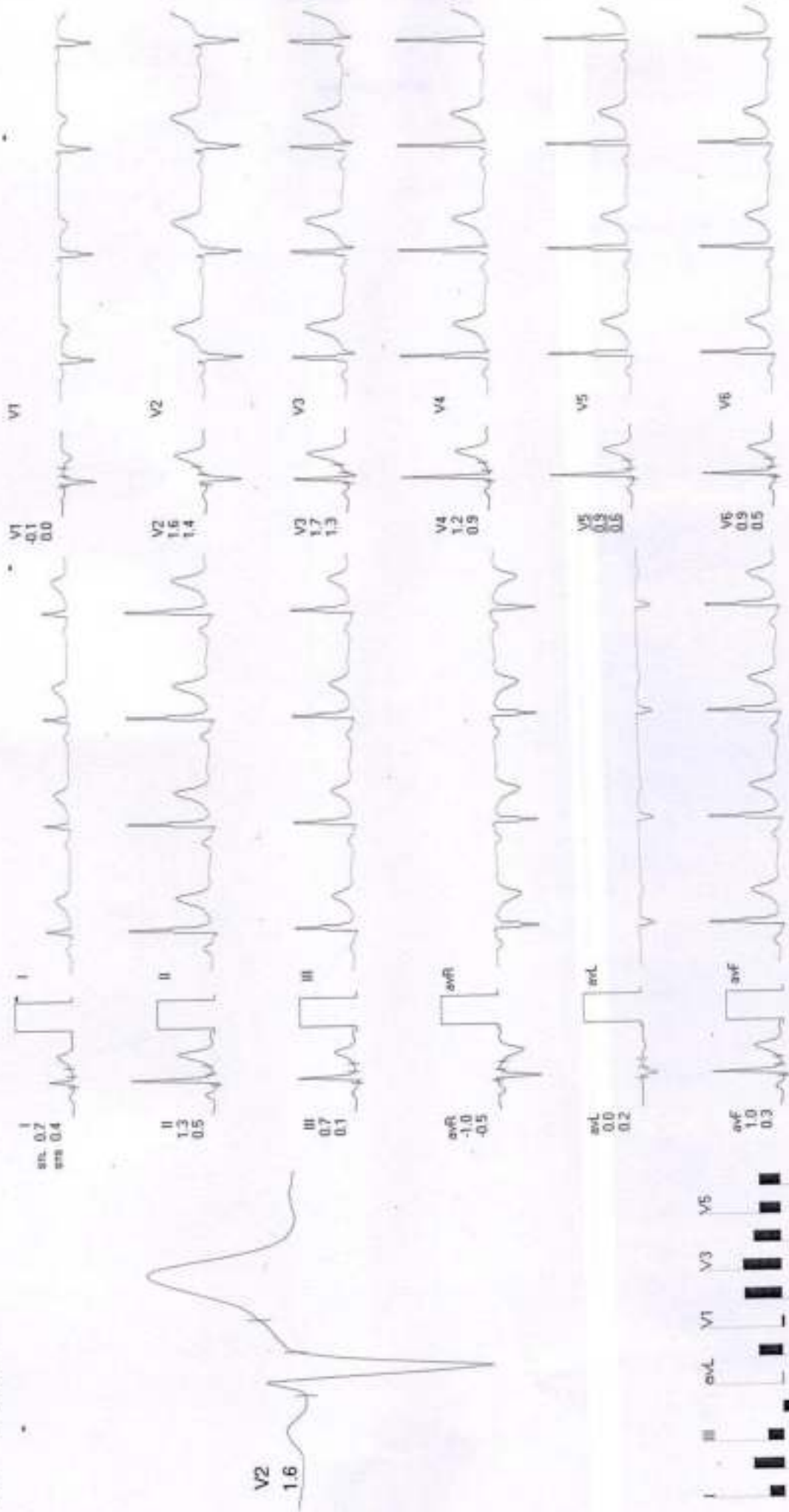


12345705 (334) / MR. JAGDISH KUMAR / 56 Yrs / M / 165 Cms / 73 Kg / HR : 71

Date: 09-Mar-2024 05:39:58 PM METS: 1.0/71 bpm 43% of THR. BP: 110/70 mmHg Combined Mediana/BLC On/Notch On/HF 0.05 Hz/LF 35 Hz

ExTime: 00:00 0.0 mph 0.0%
25 mm/Sec 1.0 Cal/mV

4X 30 ms Post J



REMARKS:



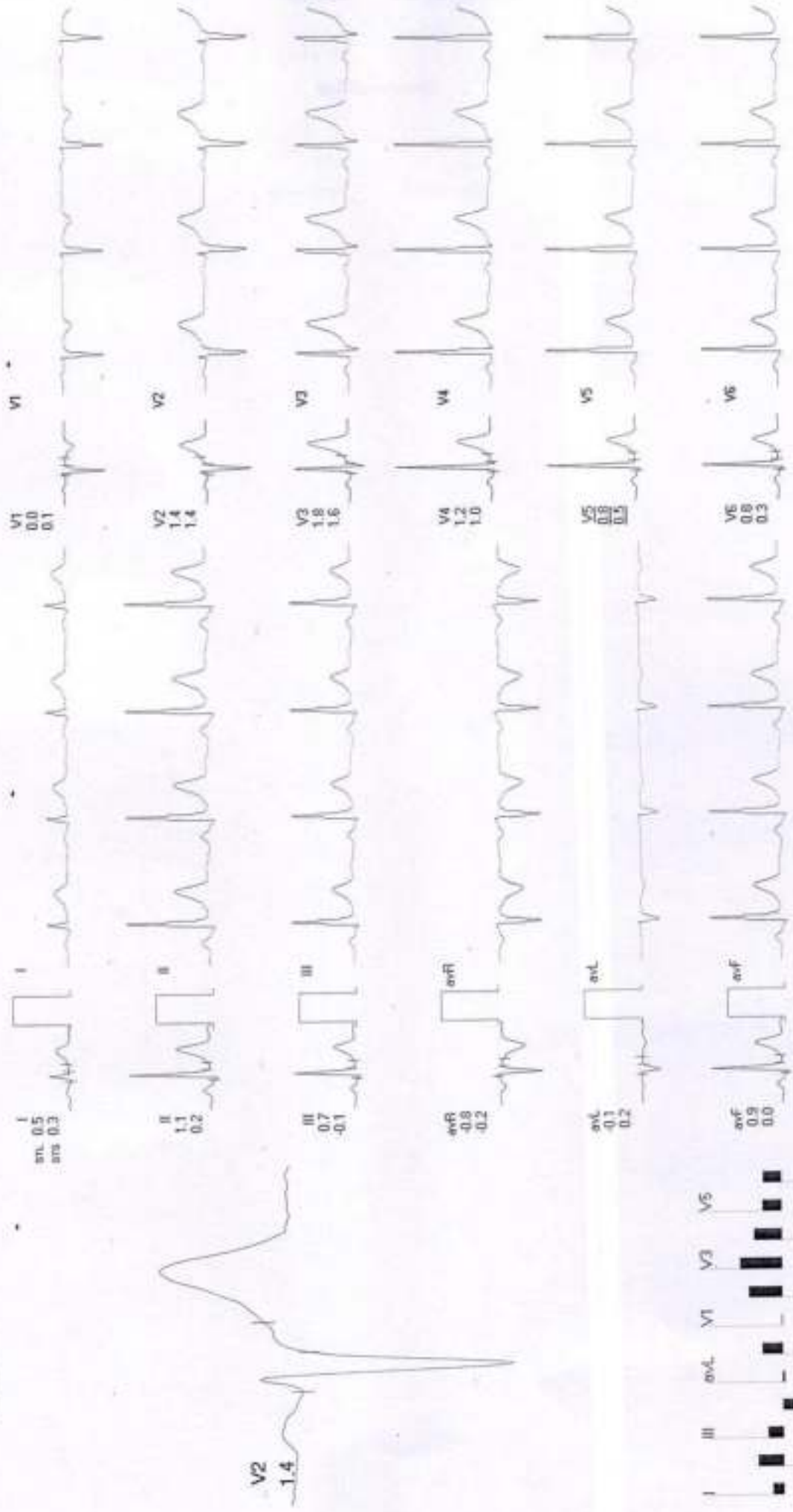
12345705 (334) / MR. JAGDISH KUMAR / 56 Yrs / M / 165 Cms / 73 Kg / HR : 68

Date: 09-Mar-2024 05:39:58 PM METS: 1.0/66 bpm 40% of THR BP: 110/70 mmHg Combined Medians/ BLC On/ Notch On/ HF 0.05 Hz/ LF 35 Hz

ExTime: 00:00 0.0 mph 0.0%
25 mm/Sec. 1.0 Cm/mV

4X

80 ms Post J



REMARKS:



12345705 (334) / MR. JAGDISH KUMAR / 56 Yrs / M / 165 Cms / 73 Kg / HR : 70

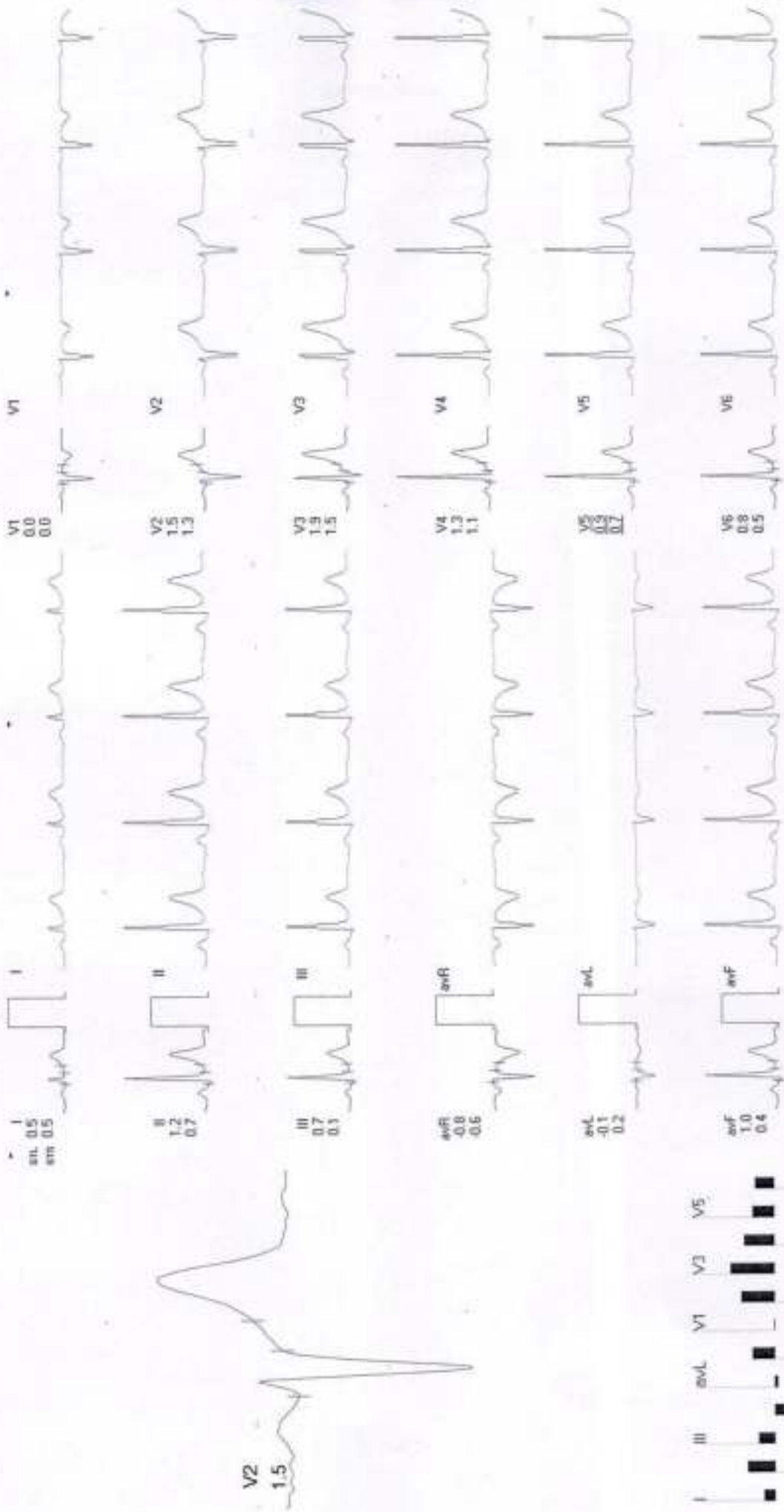
Date: 09-Mar-2024 05:39:58 PM

METS: 1.0/ 70 bpm 43% of THR BP: 110/70 mmHg Combined Medians/ BLC On/ HF 0.05 Hz/LF 35 Hz

ExTime: 00:00 0.0 mph 0.0%

4X

80 re5 Post J



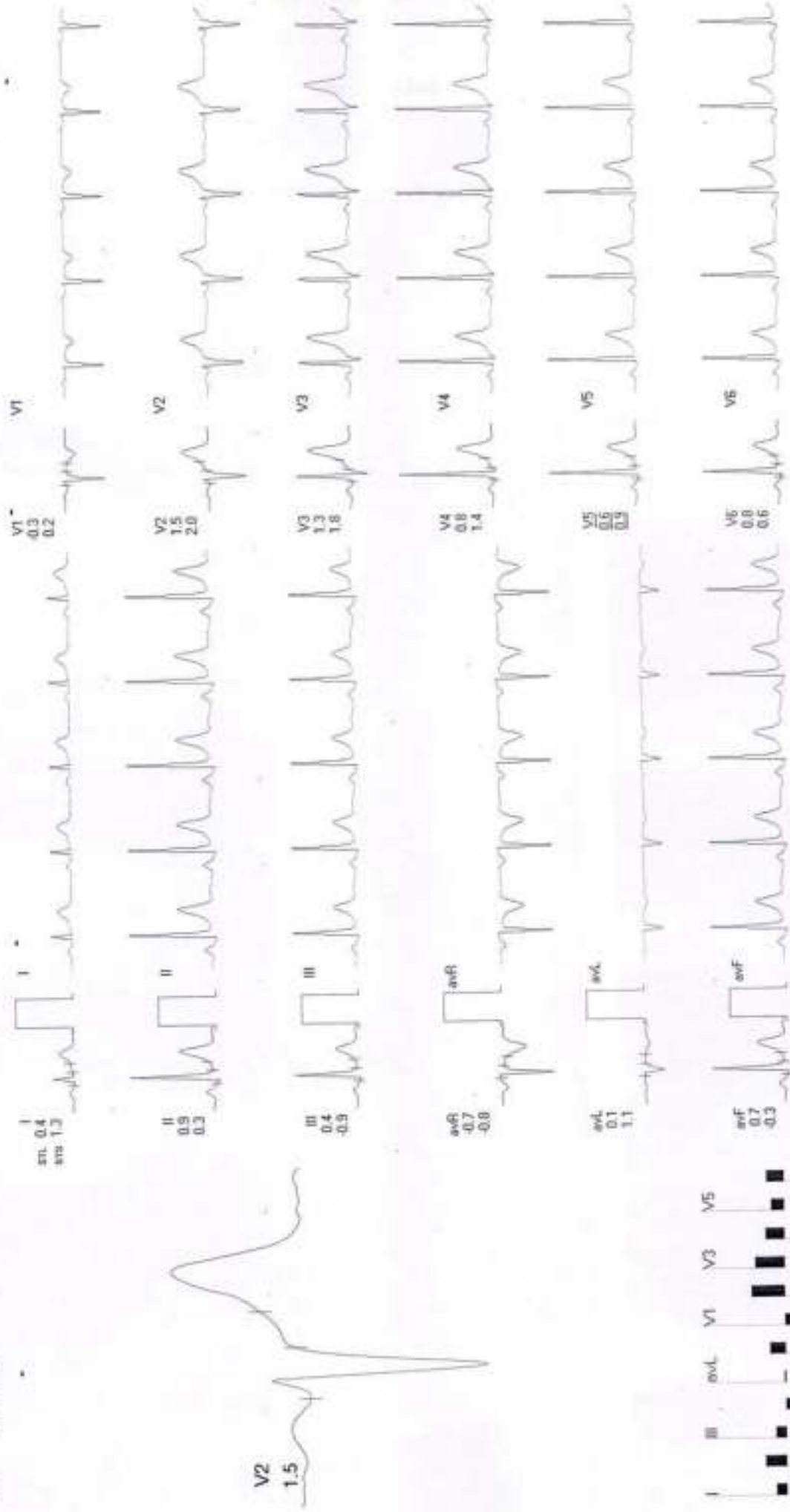
REMARKS:

12345705 (334) / MR. JAGDISH KUMAR / 56 Yrs / M / 165 Cms / 73 Kg / HR : 87

Date: 09-Mar-2024 05:39:58 PM METS: 1.0/ 87 bpm 53% of THR. BP: 110/70 mmHg Combined Medians/ BLC: On/ HF 0.05 Hz/LF 35 Hz

ExTime 00:00 1.0 mph 0.0%
25 mm/Sec 1.0 Cm/hty

4X 80 ms Post J



REMARKS:



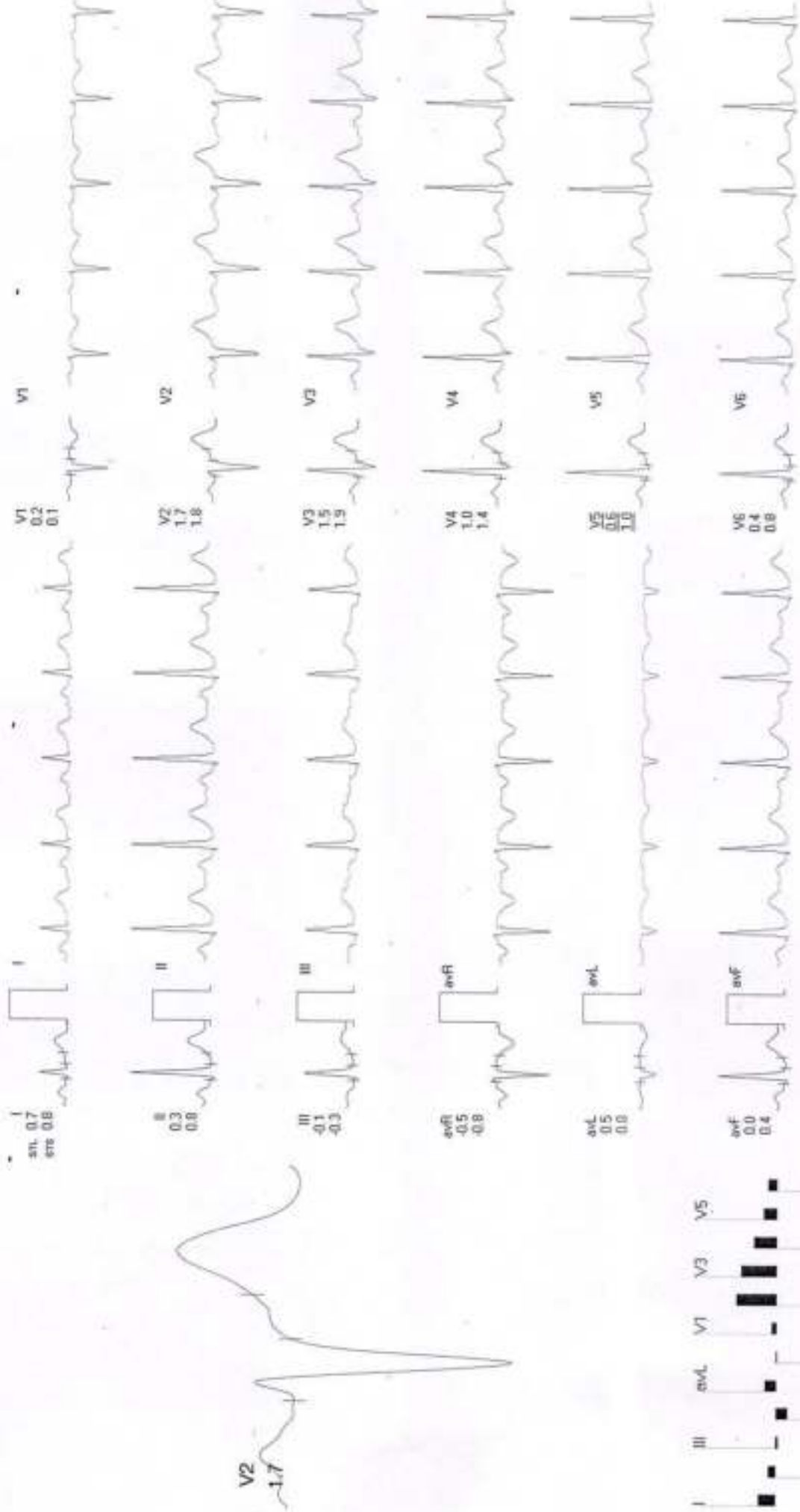
Date: 09-Mar-2024 05:39:58 PM

METS: 4.7/98 bpm 60% of THR BP: 120/80 mmHg Combined Medications/ BLC: On/ Notch On/ HF 0.05 Hz/LF 35 Hz

ExTime: 03:00 1.7 mph 10.0%
25 mm/Sec 1.0 Cm/mV

4X

80 ms Post J



REMARKS:

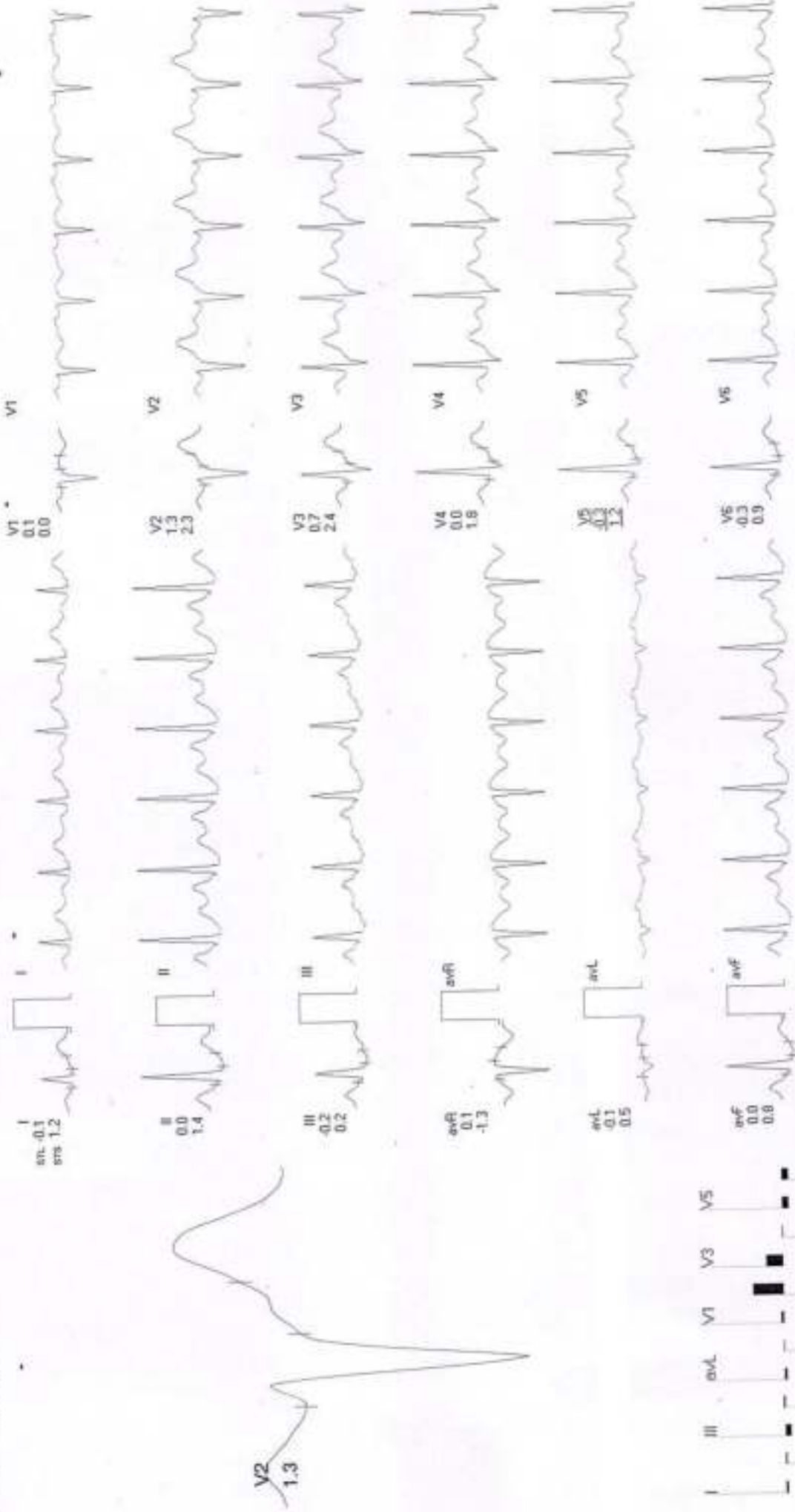


12345705 (334) / MR. JAGDISH KUMAR / 56 Yrs / M / 165 Cms / 73 Kg / HR : 116

Date: 09-Mar-2024 05:38:58 PM METS: 7.1/116 bpm 71% of THR BP: 130/85 mmHg Combined Medications/ BLC On/ Notch On/ HF 0.05 Hz/LF 35 Hz

ExTime: 06:00 2.5 mph 12.0%
25 mm/Sec. 1.0 Cm/4V

4X 80 mS Post-J



REMARKS:

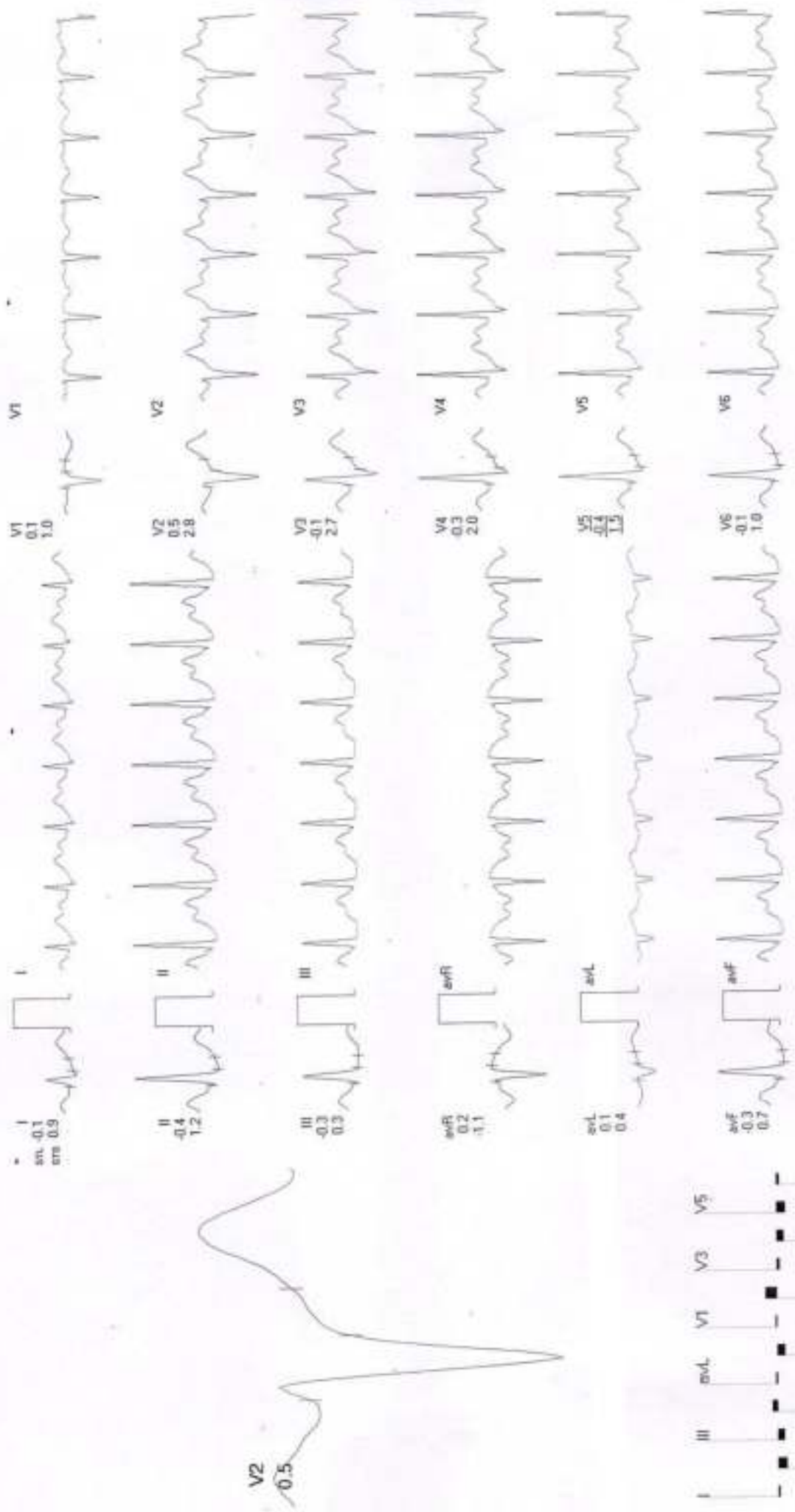


12345705 (334) / MR. JAGDISH KUMAR / 56 Yrs / M / 165 Cms / 73 Kg / HR : 138

Date: 09-Mar-2024 05:39:58 PM METS: 10.2 / 138 bpm 84% of THR BP: 130/85 mmHg Combined Medians/ BLC On/ HF 0.05 Hz/LF 35 Hz

ExTime: 09:00 3.4 mph 14.0%
25 mm/Sec 1.0 Cm/mV

4X 60 x5 Post J



REMARKS:

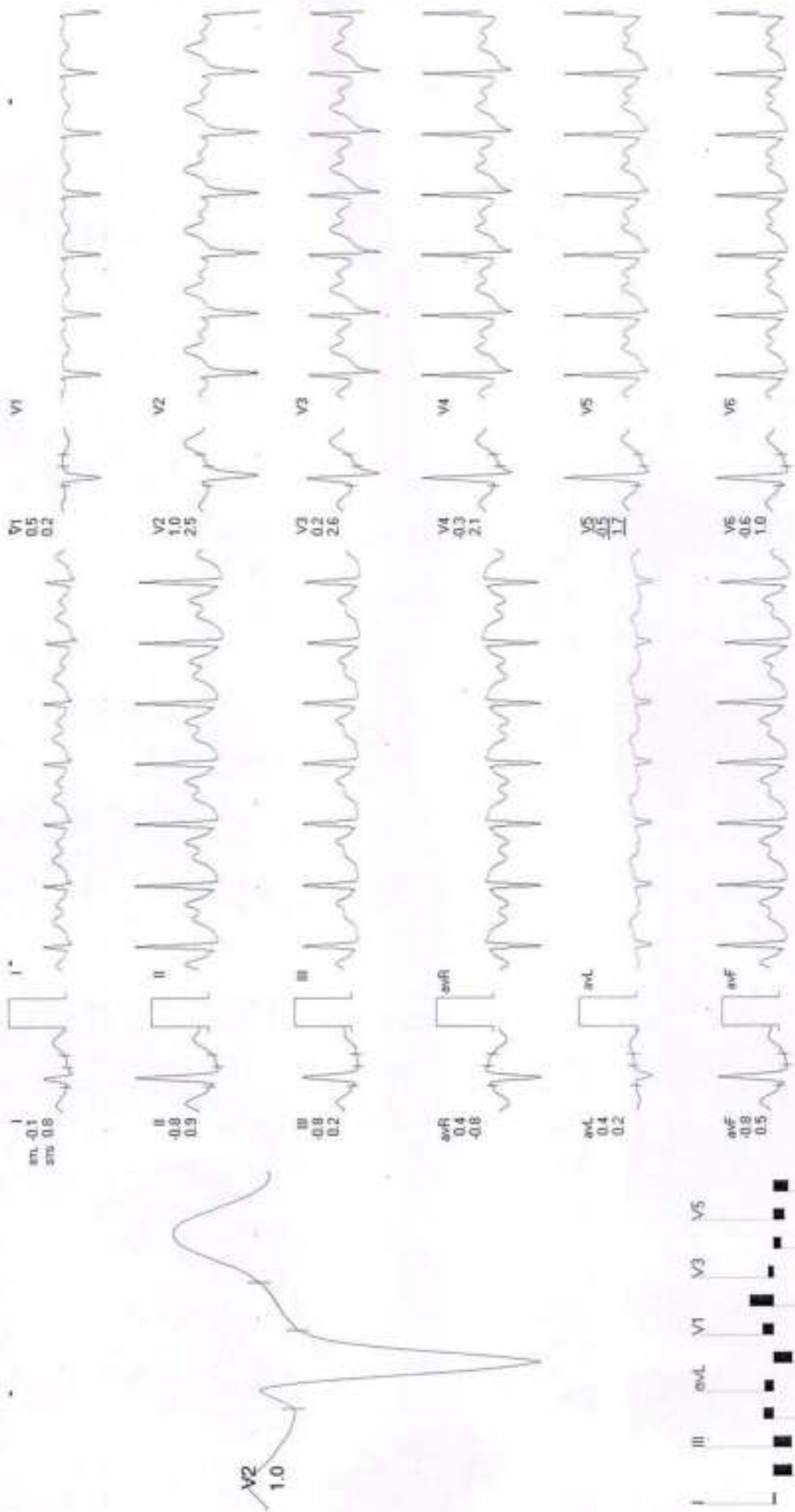


12345705 (324) / MR. JAGDISH KUMAR / 56 Yrs / M / 165 Cms / 73 Kg / HR : 140

Date: 09-Mar-2024 05:39:58 PM METS: 10.6/140 bpm 85% of THR BP: 130/85 mmHg Combined Mediana/BLC On/ Notch On/ HF 0.05 Hz/LF 35 Hz

ExTime: 09:19 4.2 mph, 16.0%
25 mm/Sec 1.0 Cm/mV

4X 60 mS Post J



REMARKS:


Date: 09-Mar-2024 05:39:58 PM

METS: 4.3/113 bpm 69% of THR BP: 120/70 mmHg Combined Medians/ELC Ov/ HF 0.05 Hz/LF 35 Hz

ExTime: 09:19 1.1 mph 0.0%
25 mm/Sec. 1.0 Cm/mV

4X

80 mS Post J



REMARKS:


12345705 (33M) / MR.JAGDISH KUMAR / 56 Yrs / M / 165 Cms / 73 Kg / HR : 94

Date: 09-Mar-2024 05:39:58 PM

METS: 1.0/ 94 bpm 57% of THR BP: 120/70 mmHg Combined Medians/ BLC: On/ Notch On/ HF: 0.05 Hz/ LF: 35 Hz

ExTime: 09:19 0.0 mph, 0.0%
25 mm/Sec. 1.0 Cm/mV

4X 80 mS Post J



REMARKS:

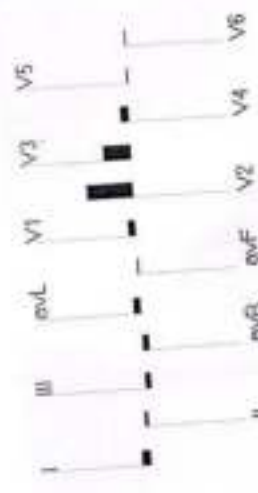
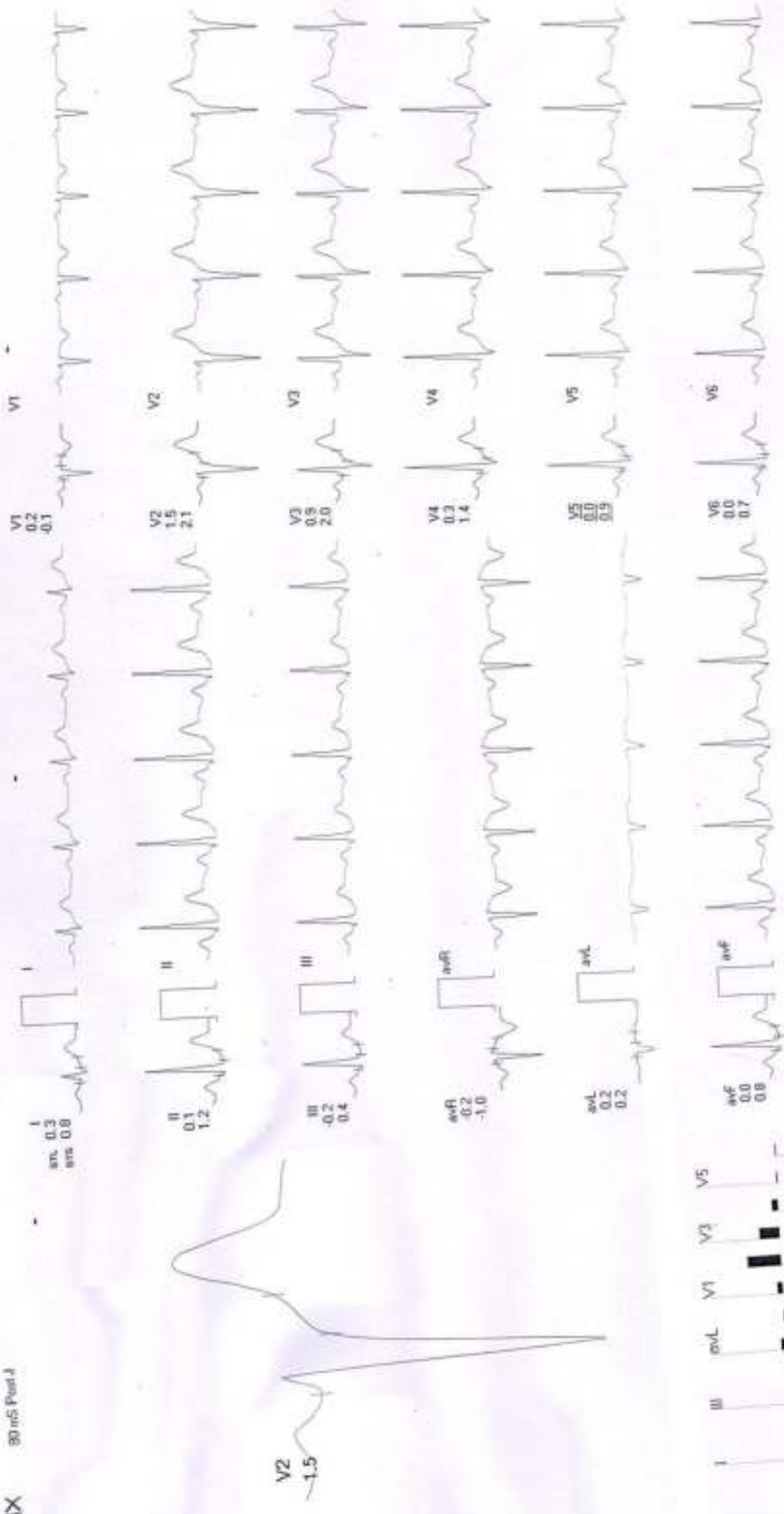
GURUKRIPA HOSPITAL

12345705 (334) / MR. JAGDISH KUMAR / 56 Yrs / M / 165 Cms / 73 Kg / HR : 92

Date: 05-Mar-2024 05:39:58 PM METS: 1.0/92 bpm 56% of THR BP: 120/70 mmHg Combined Medians/BLC On/ Notch On/ HF 0.05 Hz/LF 35 Hz

ExTime: 09:19 0.0 mph 0.0%
25 mm/Sec. 1.0 Cm/mV

4X 80 mS Post J



REMARKS:

जयदीप कुमार बोला
Jagdeep Kumar Ola
जन तिथि DOB: 02/11/1973
पुं / MALE

5361 2121 9824

मेरा आधार, मेरी पहचान

पता: S/O: रत्न सिंह, बोला की दापी,
सीकर,
राजस्थान - 332002

Address: S/O: Ratan Singh, Ola Ki Dhani,
Sikar,
Rajasthan - 332002

5361 2121 9824