



भारतीय विशिष्ट पहचान प्राधिकरण

Unique Identification Authority of India

पता: S/O: इन्द्र सिंह, हाउस न-99, ब्लॉक न-1, धानौरी रोड, मेन गली, नेपेवाला, नेपेवाला (49), गरही, जौंद, हरियाणा, 126116

Address: S/O: Inder Singh, house no-99, block no-1, dhanauri road, mean gali, nepewala, Nepewala (49), Garhi, Jind, Haryana, 126116


7459 4537 2365



1947  
1800 300 1947



help@uidai.gov.in



www.uidai.gov.in



10-Sep-2022 8:30:51 am  
Manish



## HEALTH CHECK-UP SUMMARY

Name : Manish

Date: 10/09/2022

Email ID :

Sex : M      Age : 26 Years      Contact No: 907922530      Remarks :

Under-weight	<input type="checkbox"/>
Normal	<input type="checkbox"/>
Over-weight	<input checked="" type="checkbox"/>

i> **BMI**

Height (in Cm) : <u>167</u>	Weight (in Kg) : <u>74</u>	BMI: <u>26.5</u>
-----------------------------	----------------------------	------------------

ii> **Blood Pressure & Pulse**

110/70 mmHg  
74 min.

If high or low, whether the person is on medication : YES /  NO

iii> **Blood Tests & Lung Function Remarks**

RS }   
CVS }  
CNS }

If abnormal, whether the person is on medication : YES /  NO

iv> **Eye Test Remarks**

Eye test  L 6/6       R 6/6 - with specs.  
Color Vision:  2

v> **Heart Disease**

Whether any specific heart ailment detected (ECG findings) :  
normal

vi> **Any other problems needing attention / Overall Assessment :**

no

Manish

**Revival Diagnostic**  
401, Aqua Corridor,  
B/s. Star Bazar, Surat-395009  
Mo. 91062-28601

C.K. Patey  
Signature of the Doctor  
**Dr. Chirag Patey**  
M.B.B.S. G-49432

Laboratory Test Result are Subject to technical limitation and should be clinically correlate for final diagnosis



## Dental Assessment Form

NAME  
AGE

Manish

26

DATE  
SEX

10/09/2022

Male

### \* CHIEF COMPLAINT

A CLINICAL FEATURES :-

normal

1 CAVIES

:- (L) (R) lower second molar

2 MISSING TOOTH

:- NO

3 MALOCCLUSION

:- NO

4 FILLING

:- NO

B DIAGNOSIS

:- normal

C PERSONAL HISTORY

:- Hygenic

D PROVISIONAL D/G

:- normal

E MEDICAL HISTORY

:- NO

F FINAL D/G

:- normal

G TREATMENT PLAN

:- NO

CLINT SIGN

Manish

Revival Diagnostic  
401 Aqua Corridor,  
B/s. Station Bazar, Surat-395009  
Mo. 91062-28601

Laboratory Test Result are Subject to technical limitation and should be clinically correlate for final diagnosis

4th Floor, Aqua Corridor, Hazira Road, Adajan Paal, Surat-395009.

0261 2747788

revivaldiagnostics.surat@gmail.com

www.revivaldiagnostics.com

This medical report is not intended for medico-legal purposes.



NAME: Manish SEX: M  
BIRTHDATE: 25/09/1995 AGE: 26

## DEPARTMENT OF OPHTHALMOLOGY

### EYE TEST:

#### 1. VISION:

RIGHT EYE - 6/6 } with  
LEFT EYE - 6/6 } specs.

#### 2. COLOR VISION:

RIGHT EYE - (R)  
LEFT EYE - (R)

#### 3. FUNDUS:

RIGHT EYE - (R)  
LEFT EYE - (R)

### REMARKS:

(R) Manish -

**Revival Diagnostic**  
501, Aqua Corridor,  
Star Bazar, Surat-395009  
Ophthalmologist/Optometrise  
0261-28601

Laboratory Test Result are Subject to technical limitation and should be clinically correlate for final diagnosis

# REVIVAL DIAGNOSTICS



Name	MANISH	Age/Gender	27Yrs/Male
Reg No.	1576/22	Receipt No	1269
Referred By	BOB - MEDI WHEEL(PKG1000241)	Mode of Payment	CREDIT
Collection Type	CENTER	Collection DateTime	10-Sep-2022 08:58 AM

## **BLOOD GROUP** - 10092218 Released at 10-Sep-2022 02:33 PM

Parameter	Result	Biological Ref.Range	Method
-Blood Group	"O"		
-Rh Factor	POSITIVE		

## **CBC** - 10092216 Released at 10-Sep-2022 02:38 PM

Parameter	Result	Biological Ref.Range	Method
-Haemoglobin	14.6 gm/dl	(13.5 - 18 gm/dl)	Auto
-RBC Count	5.87 mill/cmm	(4.6 - 6.2 mill/cmm)	Auto
-Total WBC Count	5000 /cmm	(4000 - 10000 /cmm)	Auto
-Platelet Count	1.92 lacs/cmm	(1.5 - 4.5 lacs/cmm)	Auto

## **Blood Indices**

-HCT	45.4 %	(40 - 55 %)	Auto
-MCV	77.5 fl	L (80 - 92 fl)	Auto
-MCH	24.9 pg	L (27 - 31 pg)	Auto
-MCHC	32.1 g/dl	(32 - 36 g/dl)	Auto
-RDW	14.2 %	(11 - 15 %)	Auto

## **Diff WBC Count**

-Polymorphs	55 %	(40 - 80 %)	Microscopically
-Lymphocytes	40 %	(20 - 40 %)	Microscopically
-Eosinophils	03 %	(1 - 6 %)	Microscopically
-Monocytes	02 %	(2 - 7 %)	Microscopically
-Basophils	00 %	(0 - 1 %)	Microscopically
-PLATELET ON SMEAR	Adequate		Microscopically
-MALARIAL PARASITES	Malarial Parasites Not Detected		Microscopically

[Test performed on Fully Automated Hematology Analyzer ERBA H-360]

**Revival Diagnostic**  
401, Aqua Corridor,  
B/s. Star Bazar, Surat-395009.  
Mo. 91062-28601

Dr. Mihir Icecreamwala  
M.B.B.S., DPB.(PATH AND BACT)

Laboratory Test Result are Subject to technical limitation and should be clinically correlate for final diagnosis

📍 4th Floor, Aqua Corridor, Hazira Road, Adajan Paal, Surat-395009.  
☎ 0261 2747788    ✉ revivaldiagnostics.surat@gmail.com    🌐 www.revivaldiagnostics.com

This medical report is not intended for medico-legal purposes.

# REVIVAL DIAGNOSTICS



Name	<b>MANISH</b>	Age/Gender	<b>27Yrs/Male</b>
Reg No.	<b>1576/22</b>	Receipt No	<b>1269</b>
Referred By	<b>BOB - MEDI WHEEL(PKG10000241)</b>	Mode of Payment	<b>CREDIT</b>
Collection Type	<b>CENTER</b>	Collection DateTime	<b>10-Sep-2022 08:58 AM</b>

**ESR** - 10092216 Released at 10-Sep-2022 02:38 PM

Parameter	Result	Biological Ref.Range	Method
-E.S.R	06 mm/hr	(1 - 10 mm/hr)	



**Revival Diagnostics**  
401, Aqua Corridor,  
B/s. Star Bazar, Surat-395009.  
Mo. 91062-28601

**Dr. Mihir Icecreamwala**  
M.B.B.S., DPB.(PATH AND BACT)

Laboratory Test Result are Subject to technical limitation and should be clinically correlate for final diagnosis

📍 4th Floor, Aqua Corridor, Hazira Road, Adajan Paal, Surat-395009.  
☎ 0261 2747788    ✉ revivaldiagnostics.surat@gmail.com    🌐 www.revivaldiagnostics.com

This medical report is not intended for medico-legal purposes.



Name	MANISH	Age/Gender	27Yrs/Male
Reg No.	1576/22	Receipt No	1269
Referred By	BOB - MEDI WHEEL(PKG10000241)	Mode of Payment	CREDIT
Collection Type	CENTER	Collection DateTime	10-Sep-2022 08:58 AM

**FBS (Fasting Blood Sugar)** - 10092217 Released at 10-Sep-2022 02:38 PM

Parameter	Result	Biological Ref.Range	Method
-Fasting Blood Sugar (FBS)	100 mg/dL	(70 - 110 mg/dL)	GOD POD
-Fasting Urine Sugar	Absent		Dipstick Benedict
-Fasting Urine Acetone	Absent		Dipstick Rothera

[Test performed on Fully Automated Biochemistry Analyzer ERBA EM200]

**PPBS** - 10092217 Released at 10-Sep-2022 02:46 PM

Parameter	Result	Biological Ref.Range	Method
-PPBS	119 mg/dl	(90 - 140 mg/dl)	
-PP2BS URINE SUGAR	Absent		Immunochromatography assay (Nano Diagtech USA)
-PP2BS URINE ACETONE	Absent		Immunochromatography assay (Nano Diagtech USA)

[Test performed on Fully Automated Biochemistry Analyzer ERBA EM200]

Dr. Mihir Icecreamwala  
M.B.B.S., DPB.(PATH AND BACT)

Laboratory Test Result are Subject to technical limitation and should be clinically correlate for final diagnosis



# REVIVAL DIAGNOSTICS



Name	<b>MANISH</b>	Age/Gender	<b>27Yrs/Male</b>
Reg No.	<b>1576/22</b>	Receipt No	<b>1269</b>
Referred By	<b>BOB - MEDI WHEEL(PKG10000241)</b>	Mode of Payment	<b>CREDIT</b>
Collection Type	<b>CENTER</b>	Collection DateTime	<b>10-Sep-2022 08:58 AM</b>

**HBA1C** - 10092216 Released at 10-Sep-2022 02:37 PM

Parameter	Result	Biological Ref.Range	Method
-HBA1C	5.4 %	HbA1C Degree of Glucose Control <5.6 % Non Diabetics 5.7 - 6.4 % Prediabetics > =6.5 % Diabetics (REF : Wallace, 11th Edition ) REMARKS: 6 - 7 % Excellent Control 7 - 8 % Good Control 8 - 10 % Unsatisfactory Control >10 % Poor Control	Boronate Affinity
-Method[]	High Performance Liquid Chromatography (HPLC)		

Method : High Performance Liquid Chromatography

GHb test is useful for the long term control and monitoring of diabetes mellitus since it reflects the integration of blood glucose levels during past 4-8 weeks.

Revival Diagnostics  
401, Aqua Corridor,  
B/S: Star Bazar, Surat-395009.  
Mo. 91062-28601

Dr. Mihir Icecreamwala  
M.B.B.S., DPB.(PATH AND BACT)

Laboratory Test Result are Subject to technical limitation and should be clinically correlate for final diagnosis



Name	MANISH	Age/Gender	27Yrs/Male
Reg No.	1576/22	Receipt No	1269
Referred By	BOB - MEDI WHEEL(PKG10000241)	Mode of Payment	CREDIT
Collection Type	CENTER	Collection DateTime	10-Sep-2022 08:58 AM

### Lipid Profile - 10092218 Released at 10-Sep-2022 02:38 PM

Parameter	Result	Biological Ref.Range	Method
-Serum Cholesterol	187 mg/dL	Desirable < 200 mg/dl Borderline High : 200-239 mg/dl High : > 240 mg/dl	CHOD-PAP
-Serum Triglyceride	423 mg/dL	H Normal < 150 mg/dl Borderline High : 150 - 159 mg/dl High : 200 - 499 mg/dl Very High : 500 mg/dl	GPO-POD Method
-Serum HDLD(Direct)	35 mg/dL	Normal :> 55 mg/dl Borderline : 35-55 mg/dl Undesirable: < 35 mg/dl	PVS-PEGME Precipitation with CHOD-POD
-Serum VLDL	85 mg/dL	H (5 - 30 mg/dL)	Calculated
-Serum LDL(Direct)	67 mg/dL	Optimal:< 100 mg/dl Above Optimal : 100- 129 mg/dl Borderline High : 130-159 mg/dl High : > 160-189mg/dl Very High : >190 mg/dl	Calculated
-Chol/HDL	5.34	Low risk: <3.8 Medium Risk: 3.8 to 5.9 High Risk: > 6	Calculated
-LDL/Chol	2.77	Low risk: <3.55 Medium Risk: 3.55 to 4.0 High Risk: > 6	Calculated

[Test performed on Fully Automated Biochemistry Analyzer ERBA EM200]

**Revival Diagnostic**  
401, Aqua Corridor,  
B/s. Star Bazar, Surat-395009.  
Mo. 91062-28601

Dr. Mihir Icecreamwala  
M.B.B.S., DPB.(PATH AND BACT)

Laboratory Test Result are Subject to technical limitation and should be clinically correlate for final diagnosis



Name	<b>MANISH</b>	Age/Gender	<b>27Yrs/Male</b>
Reg No.	<b>1576/22</b>	Receipt No	<b>1269</b>
Referred By	<b>BOB - MEDI WHEEL(PKG10000241)</b>	Mode of Payment	<b>CREDIT</b>
Collection Type	<b>CENTER</b>	Collection DateTime	<b>10-Sep-2022 08:58 AM</b>

**Total T3 T4 TSH** - 10092218 Released at 10-Sep-2022 02:08 PM

Parameter	Result	Biological Ref.Range	Method
-Total T3	1.14 ng/ml	(0.87 - 1.78 ng/ml)	Fluorescence Enzyme Immunoassay
-Total T4	7.41 ug/dl	(4.6 - 11 ug/dl)	Fluorescence Enzyme Immunoassay
-TSH	1.92 uIU/ml	0.50 - 5.50 uIU/ml 5.5 to 15 uIU/ml - Suggested Clinical co-relation or Repeat test with new sample as physiological factors can give falsely high TSH Above 15uIU/ml Hypothyroid PREGNANT WOMEN normal ranges for TSH: 1st Trimester : 0.0878 - 2.8293 uIU/ml 2nd Trimester : 0.1998 - 2.7915 uIU/ml 3rd Trimester : 0.307 - 2.9028 uIU/ml Ref: TIETZ Fundamentals of Clinical Chemistry	Fluorescence Enzyme Immunoassay

[Test performed on Fully Automated Immunology Analyzer Maglumi-600]

**Revival Diagnostic**  
401, Aqua Corridor,  
B/s. Star Bazar, Surat-395009.  
Mo. 91062-28601

Dr. Mihir Icecreamwala  
M.B.B.S., DPB.(PATH AND BACT)

Laboratory Test Result are Subject to technical limitation and should be clinically correlate for final diagnosis



Name	MANISH	Age/Gender	27Yrs/Male
Reg No.	1576/22	Receipt No	1269
Referred By	BOB - MEDI WHEEL(PKG10000241)	Mode of Payment	CREDIT
Collection Type	CENTER	Collection DateTime	10-Sep-2022 08:58 AM

### TOTAL PROTEIN - 10092218 Released at 10-Sep-2022 02:38 PM

Parameter	Result	Biological Ref.Range	Method
-Protein	6.8 g/dL	(6.4 - 8.3 g/dL)	Biuret
-Albumin (ALB)	4.1 gm/dL	(3.5 - 5.2 gm/dL)	BCG
-Globulin	2.7 gm/dL	(2.3 - 3.6 gm/dL)	Calculated
-A/G Ratio	1.52 gm/dL	(1 - 2.3 gm/dL)	Calculated

### Bilirubin - 10092218 Released at 10-Sep-2022 02:38 PM

Parameter	Result	Biological Ref.Range	Method
-Serum Total Bilirubin	0.5 mg/dL	(0 - 1.3 mg/dL)	DIAZO
-Serum Direct Bilirubin	0.2 mg/dL	(0 - 0.4 mg/dL)	DIAZO
-Serum InDirect Bilirubin	0.3 mg/dL	(0.1 - 1.3 mg/dL)	Calculated

### SGPT - 10092218 Released at 10-Sep-2022 02:38 PM

Parameter	Result	Biological Ref.Range	Method
-SGPT(ALT)	70 IU/L	H (5 - 45 IU/L)	IFCC,Kinetic Without Pyridoxal Phosphate

### SGOT - 10092218 Released at 10-Sep-2022 02:38 PM

Parameter	Result	Biological Ref.Range	Method
-SGOT (AST)	44 IU/L	H (0 - 35 IU/L)	IFCC, Without Pyridoxal Phosphate

### Alkaline Phosphatase - 10092218 Released at 10-Sep-2022 02:38 PM

Parameter	Result	Biological Ref.Range	Method
-Alkaline Phosph.	93 IU/L	(42 - 128 IU/L)	ALP-AMP

### Gamma-glutamyl Transferase (GGT) - 10092218 Released at 10-Sep-2022 02:38 PM

Parameter	Result	Biological Ref.Range	Method
-GGT	50 U/L	(5 - 50 U/L)	Glupa-C

### Creatinine - 10092218 Released at 10-Sep-2022 02:38 PM

Parameter	Result	Biological Ref.Range	Method
-Creatinine	1.0 mg/dL	(0.6 - 1.4 mg/dL)	ENZYMATIC

**Revival Diagnostic**  
401, Aqua Corridor,  
B/s. Star Bazar, Surat-395009.  
Mo. 91062-28601

Dr. Mihir Icecreamwala  
M.B.B.S., DPB.(PATH AND BACT)

Laboratory Test Result are Subject to technical limitation and should be clinically correlate for final diagnosis

# REVIVAL DIAGNOSTICS



Name	<b>MANISH</b>	Age/Gender	<b>27Yrs/Male</b>
Reg No.	<b>1576/22</b>	Receipt No	<b>1269</b>
Referred By	<b>BOB - MEDI WHEEL(PKG10000241)</b>	Mode of Payment	<b>CREDIT</b>
Collection Type	<b>CENTER</b>	Collection DateTime	<b>10-Sep-2022 08:58 AM</b>

**BUN** - 10092218 Released at 10-Sep-2022 02:36 PM

Parameter	Result	Biological Ref.Range	Method
-Blood Urea Nitrogen (BUN)	10 mg/dL	(6 - 20 mg/dL)	Calculated

**Uric Acid** - 10092215 Released at 10-Sep-2022 02:38 PM

Parameter	Result	Biological Ref.Range	Method
-Uric Acid	7.6 mg/dL	H (3.5 - 7.2 mg/dL)	Uricase-POD



**Revival Diagnostic**  
401, Aqua Corridor,  
B/s. Star Bazar, Surat-395009.  
Mo. 91062-28601

Dr. Mihir Icecreamwala  
M.B.B.S., DPB.(PATH AND BACT)

Laboratory Test Result are Subject to technical limitation and should be clinically correlate for final diagnosis

📍 4th Floor, Aqua Corridor, Hazira Road, Adajan Paal, Surat-395009.  
☎ 0261 2747788    ✉ revivaldiagnostics.surat@gmail.com    🌐 www.revivaldiagnostics.com

This medical report is not intended for medico-legal purposes.



Name	MANISH	Age/Gender	27Yrs/Male
Reg No.	1576/22	Receipt No	1269
Referred By	BOB - MEDI WHEEL(PKG10000241)	Mode of Payment	CREDIT
Collection Type	CENTER	Collection DateTime	10-Sep-2022 08:58 AM

## Urine Routine & Micro Examination - 10092218 Released at 10-Sep-2022 02:38 PM

Parameter	Result	Biological Ref.Range	Method
<b>Physical Examination</b>			
-Quantity	30		Manual
-Colour	Pale Yellow	Pale Yellow	Manual
-Appearance	Clear	Clear	Manual
-Reaction (pH)	Acidic		Dipstick
-Specific Gravity	1.020		Dipstick
<b>Chemical Examination</b>			
-Proteins.	Absent		Dipstick
-Sugar	Absent		Dipstick
-Acetone.	Absent		Dipstick
-Bile Salts	Absent	Absent	Dipstick
-Bile Pigments	Absent	Absent	Dipstick
-Occult Blood Test (OBT).	Negative		Dipstick
<b>Microscopic Examination</b>			
-Pus Cells	1-2		Microscopically
-Red Blood Cells	Absent		Microscopically
-Epithelial Cells	1-2		Microscopically
-Bacteria.	Absent		Microscopically
-Crystals	Absent	Absent	Microscopically
-Others	NIL	Absent	Microscopic Examination

**Revival Diagnostic**  
401, Aqua Corridor,  
B/s. Star Bazar, Surat-395009.  
Mo. 91062-28601

Dr. Mihir Icecreamwala  
M.B.B.S., DPB.(PATH AND BACT)

Laboratory Test Result are Subject to technical limitation and should be clinically correlate for final diagnosis



Summary

**REVIVAL DIAGNOSTICS**  
**4TH FLOOR, AQUA CORRIDOE, NEAR STAR BAZAR, ADAJAN- 395009, SURAT**  
 2963/MANISH 26 Yrs/Male 73 Kg/167 Cms  
 Date: 10-Sep-2022 10:06:29 AM  
 Ref.By : MEDI WHEEL

Protocol : BRUCE Objective : FOR TESTING PURPOSE ONLY.

Stage	StageTime (Min:Sec)	PhaseTime (Min:Sec)	Speed (kmph)	Grade (%)	METs	H.R. (bpm)	B.P. (mmHg)	R.P.P. x100	PVC	Comments
Supine					1.0	69	116/70	80	-	
Standing					1.0	64	116/70	74	-	
HV					1.0	74	116/70	85	-	
ExStart					1.0	69	116/70	80	-	
Stage 1	3:00	3:01	2.7	10.0	4.6	104	116/70	120	-	
Stage 2	3:00	6:01	4.0	12.0	7.0	127	120/80	152	-	
Stage 3	3:00	9:01	5.5	14.0	10.2	155	160/80	248	-	
PeakEx	0:29	9:30	6.8	16.0	10.8	168	164/80	275	-	
Recovery	1:00		0.0	0.0	4.3	149	164/80	244	-	
Recovery	2:00		0.0	0.0	1.0	115	160/80	184	-	
Recovery	3:00		0.0	0.0	1.0	104	156/80	162	-	
Recovery	3:11		0.0	0.0	1.0	104	130/80	135	-	

*Dr. Aditi Patel*

Medication : Nil  
 History : Nil  
 Test End Reason : Test Complete  
 Findings :  
 The patient exercised according to BRUCE for 9:30, achieving a work level of Max METS:10.8. Resting heart rate initially 69 bpm, rose to a max. heart rate of 168 bpm which represents 87% of maximum age predicted heart rate. Resting blood pressure 116/70 mmhg, rose to a maximum blood pressure of 164/80 mmhg. The exercise stress test was stopped due to Test Complete

Parameters :  
 Exercise Time : 9:30 minutes  
 Max HR attained : 168 bpm 87% of Max Predictable HR 194  
 Max BP : 164/80(mmHg)  
 WorkLoad attained : 10.8 (Good Effort Tolerance )  
 NOsignificant ST segment changes noted during exercise or recovery.  
 NOAngina/Arrhythmia/S3/murmur  
 Final Impression : Test is negative for inducible ischaemia.

Advice/Comments:

**Revival Diagnostics**  
 401, Aqua Corridor,  
 B/s. Star Bazar, Surat-395009  
 Mo. 91062-28601  
 FINE DATE: 10-Sep-2022

**DR. ADITI PATEL**  
 M.B.B.S., D. CARD (MUM)  
 CLINICAL CARDIOLOGIST  
 REG.NO:G-42904

12 Lead + Comparison

REVIVAL DIAGNOSTICS

4TH FLOOR, AQUA CORRIDOE, NEAR STAR BAZAR, ADAJAN- 395009, SURAT

2963/MANISH  
26 Yrs/Male  
73 Kg/167 Cms

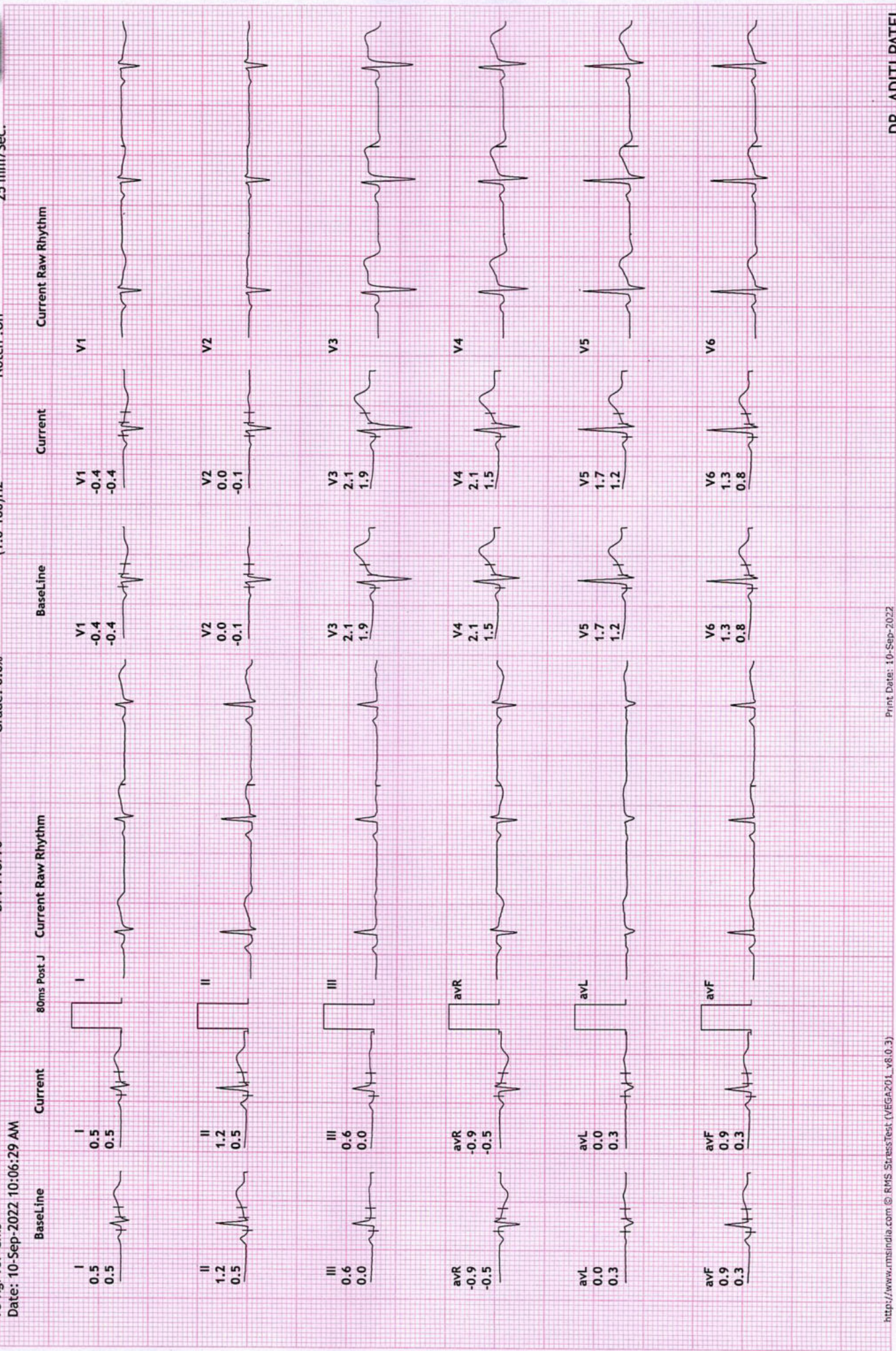
HR: 67 bpm  
METS: 1.0  
BP: 116/70

MPHR: 34% of 194  
Speed: 0.0 kmph  
Grade: 0.0%

Raw ECG  
BRUCE  
(1.0-100)Hz

Ex Time 00:44  
BLC :On  
Notch :On

SUPINE  
10.0 mm/mV  
25 mm/Sec.





12 Lead + Comparison

REVIVAL DIAGNOSTICS

4TH FLOOR, AQUA CORRIDOE, NEAR STAR BAZAR, ADAJAN- 395009, SURAT

2963/MANISH  
26 Yrs/Male  
73 Kg/167 Cms

HR: 63 bpm  
METS: 1.0  
BP: 116/70

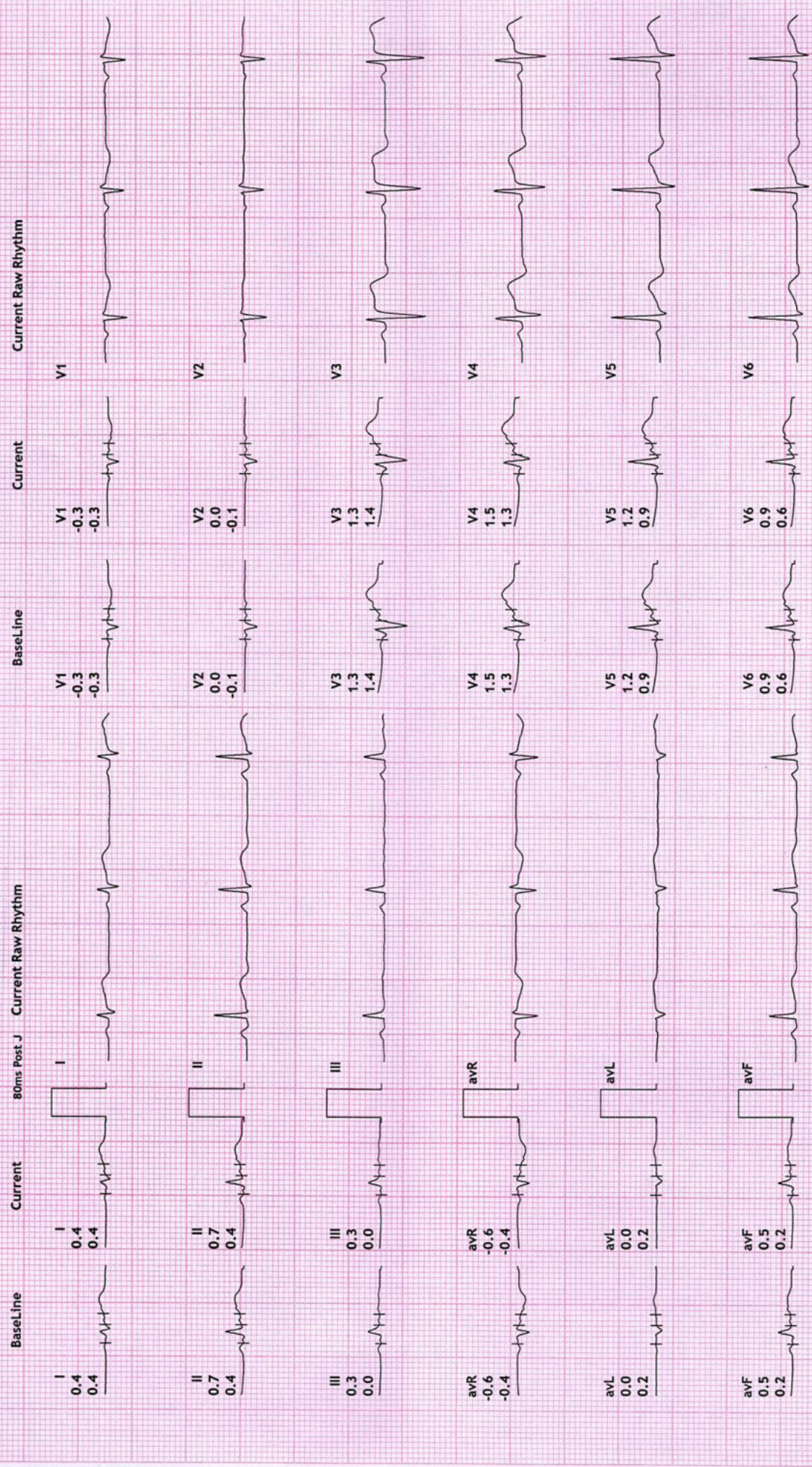
MPHR: 32% of 194  
Speed: 0.0 kmph  
Grade: 0.0%

Raw ECG  
BRUCE  
(1.0-100)Hz

Ex Time 00:59  
BLC :On  
Notch :On

STANDING  
10.0 mm/mV  
25 mm/Sec.

Date: 10-Sep-2022 10:06:29 AM



12 Lead + Comparison

REVIVAL DIAGNOSTICS

2963/MANISH  
26 Yrs/Male  
73 Kg/167 Cms  
Date: 10-Sep-2022 10:06:29 AM

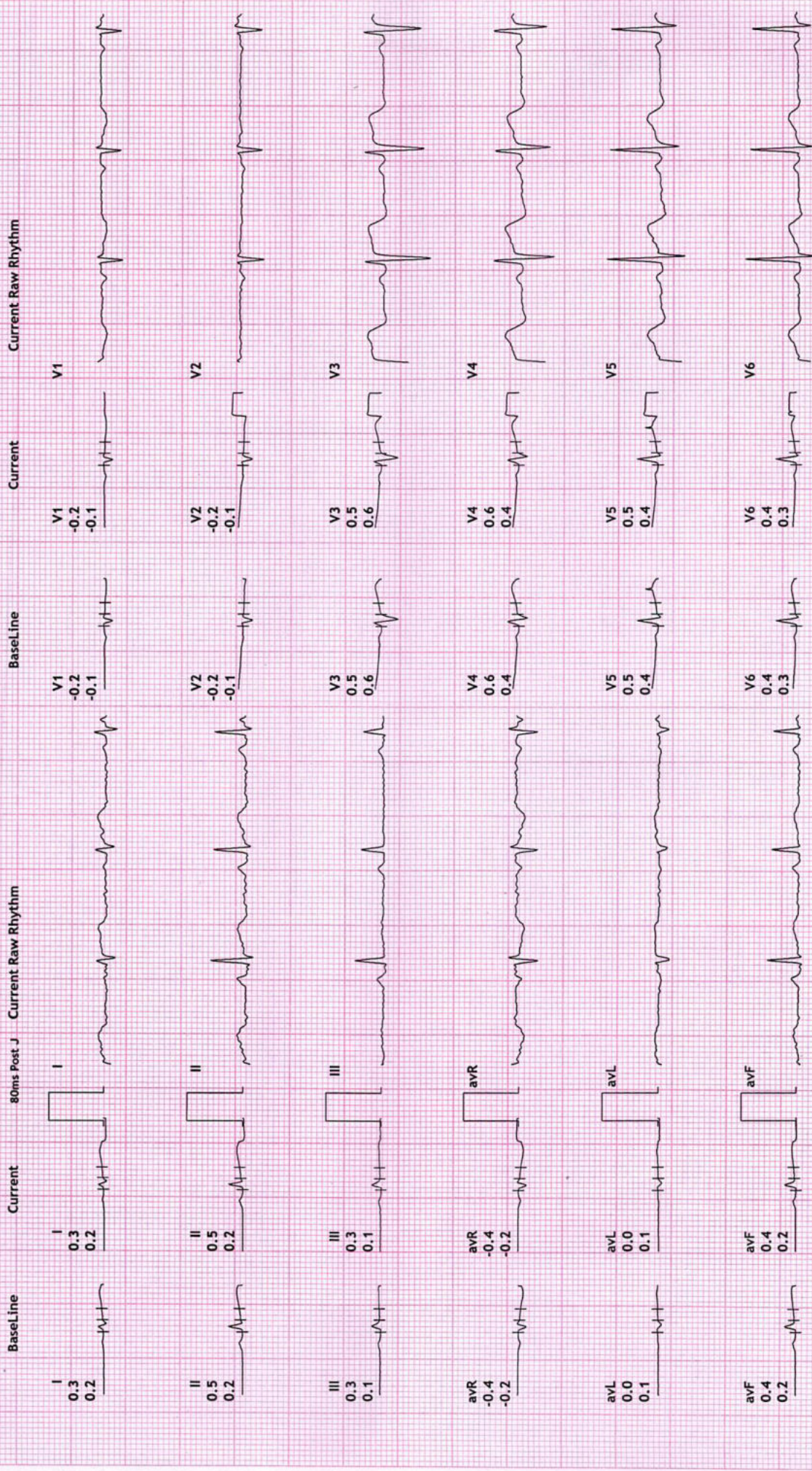
HR: 74 bpm  
METS: 1.0  
BP: 116/70

Raw ECG  
BRUCE  
(1.0-100)Hz

Ex Time 01:15  
BLC : On  
Notch : On

HV

10.0 mm/mV  
25 mm/Sec.



REVIVAL DIAGNOSTICS

4TH FLOOR, AQUA CORRIDOE, NEAR STAR BAZAR, ADAJAN- 395009, SURAT

2963/MANISH

26 Yrs/Male

73 Kg/167 Cms

Date: 10-Sep-2022 10:06:29 AM

HR: 67 bpm

METS: 1.0

BP: 116/70

MPHR: 34% of 194

Speed: 0.0 kmph

Grade: 0.0%

Raw ECG

BRUCE

(1.0-100)HZ

Ex Time 00:00

BLG :On

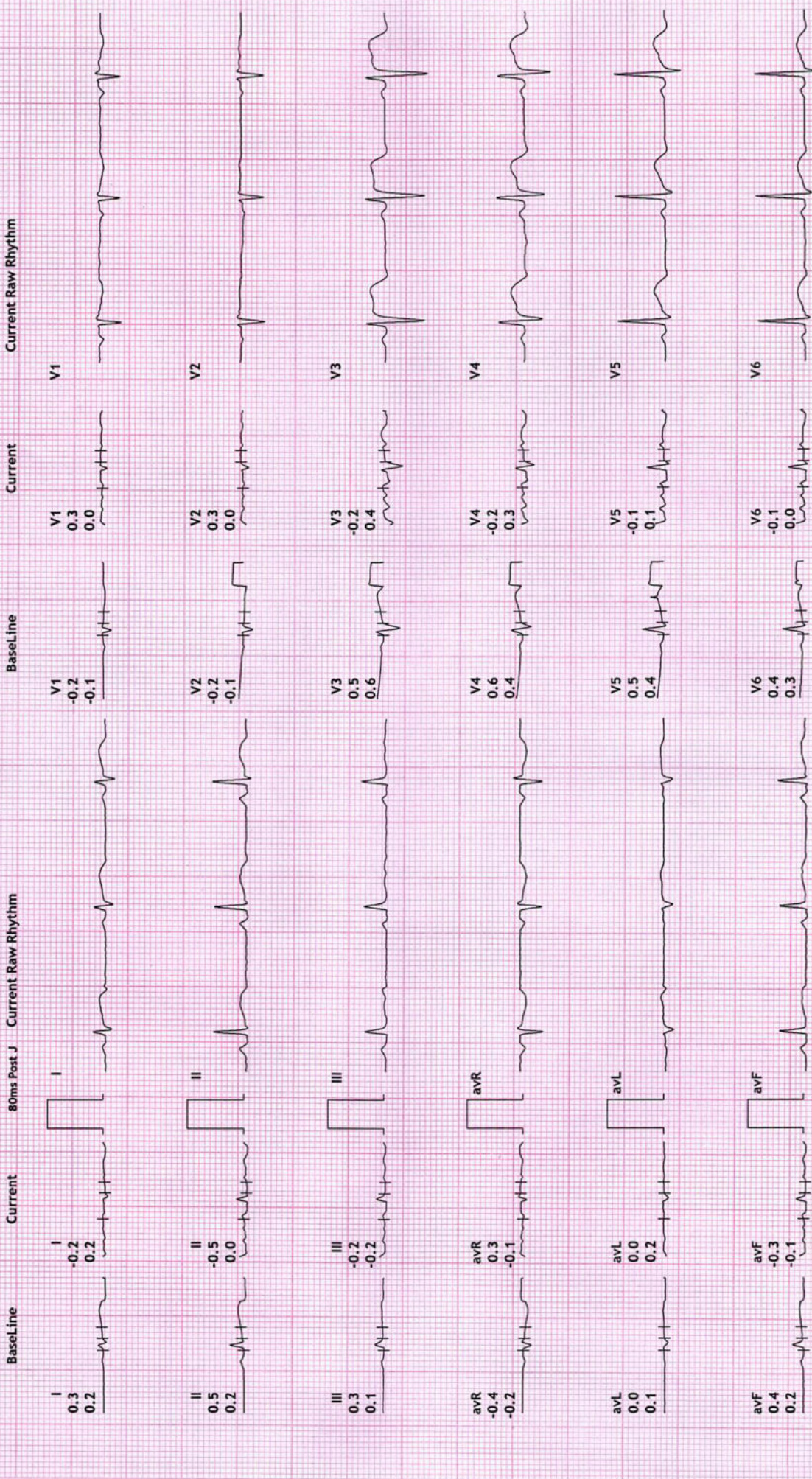
Notch :On

ExStnr

10.0 mm/mV

25 mm/Sec.

12 Lead + Comparison



12 Lead + Comparison

REVIVAL DIAGNOSTICS

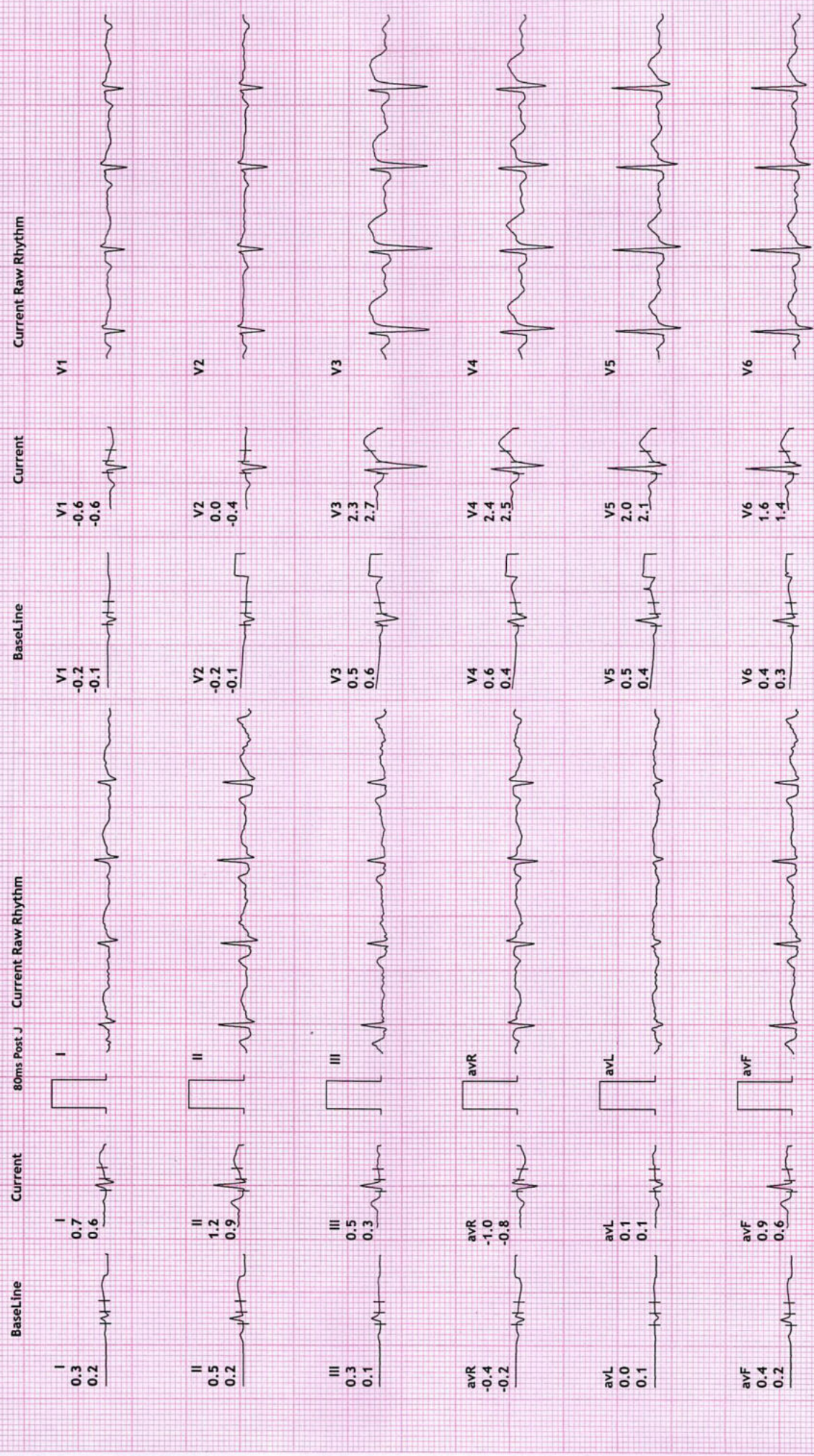
2963/MANISH  
26 Yrs/Male  
73 Kg/167 Cms  
Date: 10-Sep-2022 10:06:29 AM

HR: 104 bpm  
METS: 4.6  
BP: 116/70

Raw ECG  
BRUCE  
(1.0-100)Hz

Ex Time 03:00  
BLC : On  
Notch : On

Stage 1 (03:00)  
0.0 mm/mV  
25 mm/Sec.



12 Lead + Comparison

REVIVAL DIAGNOSTICS

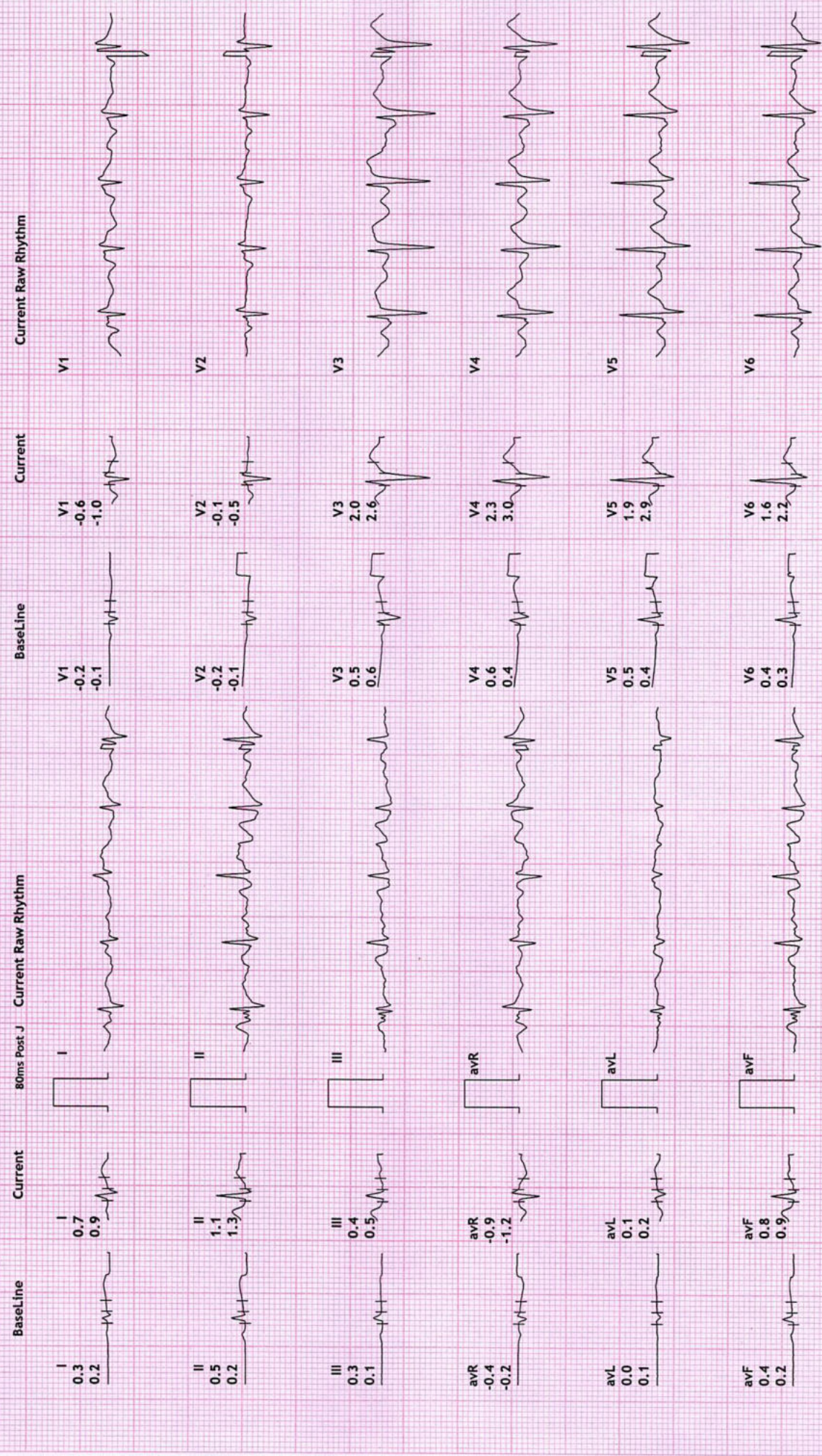
2963/MANISH  
 26 Yrs/Male  
 73 Kg/167 Cms  
 Date: 10-Sep-2022 10:06:29 AM

HR: 127 bpm  
 METS: 7.0  
 BP: 120/80

MPHR: 65% of 194  
 Speed: 4.0 kmph  
 Grade: 12.0%

Raw ECG  
 BRUCE  
 (1.0-100)Hz

Stage 2 ( 03:00  
 10.0 mm/mv  
 25 mm/Sec.



12 Lead + Comparison

REVIVAL DIAGNOSTICS

2963/MANISH  
26 Yrs/Male  
73 Kg/167 Cms

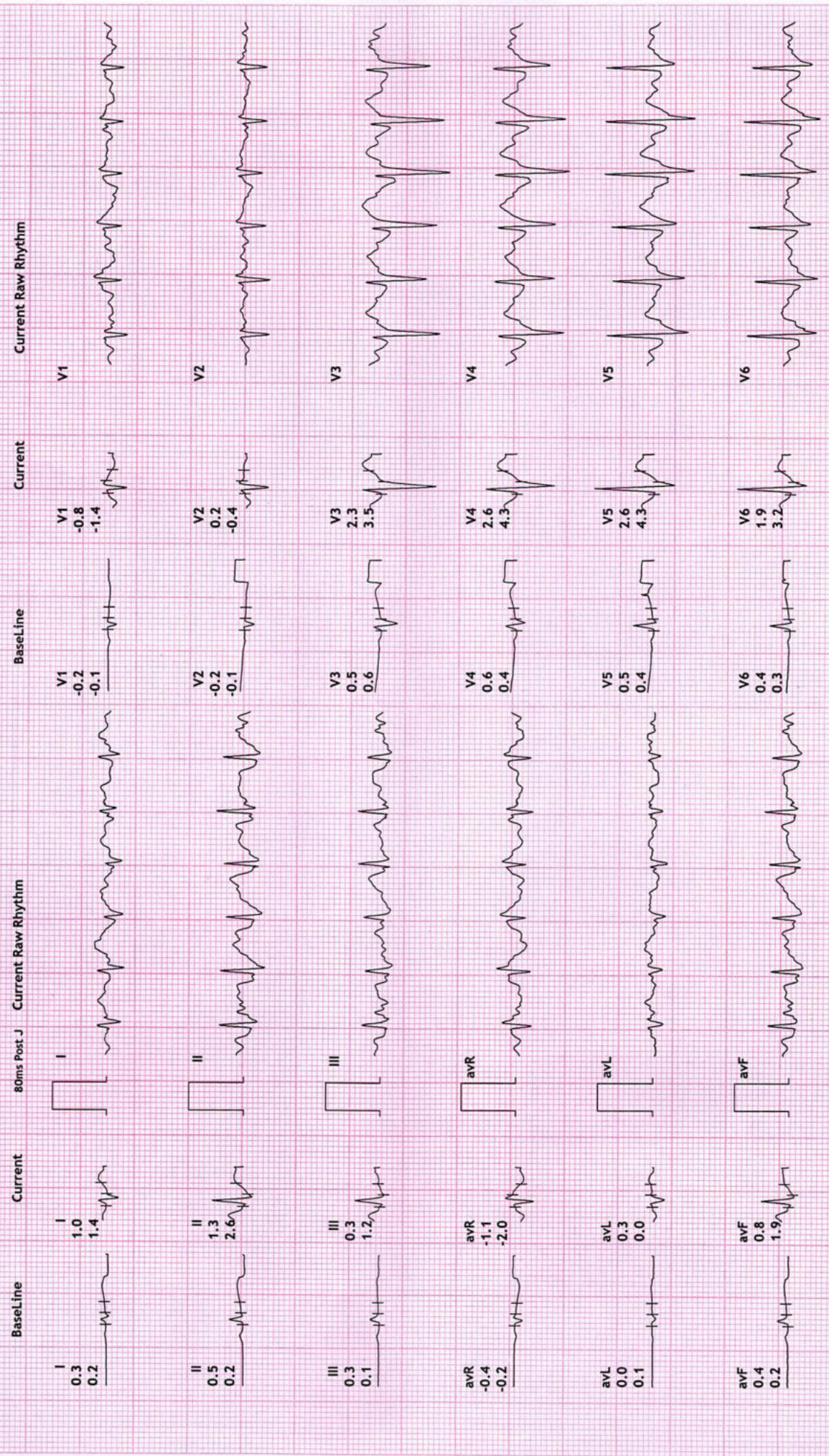
HR: 155 bpm  
METs: 10.2  
BP: 160/80

MPHR: 79% of 194  
Speed: 5.5 kmph  
Grade: 14.0%

Raw ECG  
BRUCE  
(1.0-100)HZ

Stage 3 ( 03:00  
10.0 mm/mv  
25 mm/Sec.

Date: 10-Sep-2022 10:06:29 AM



12 Lead + Comparison

REVIVAL DIAGNOSTICS

2963/MANISH  
26 Yrs/Male  
73 Kg/167 Cms  
Date: 10-Sep-2022 10:06:29 AM

HR: 168 bpm  
METs: 10.8  
BP: 164/80

MPHR: 86% of 194  
Speed: 6.8 kmph  
Grade: 16.0%

Raw ECG  
BRUCE  
(1.0-100)Hz

PeakEX  
10.0 mm/mV  
25 mm/Sec.

Ex Time 09:29  
BLC :On  
Notch :On



12 Lead + Comparison

REVIVAL DIAGNOSTICS

2963/MANISH  
26 Yrs/Male  
73 Kg/167 Cms

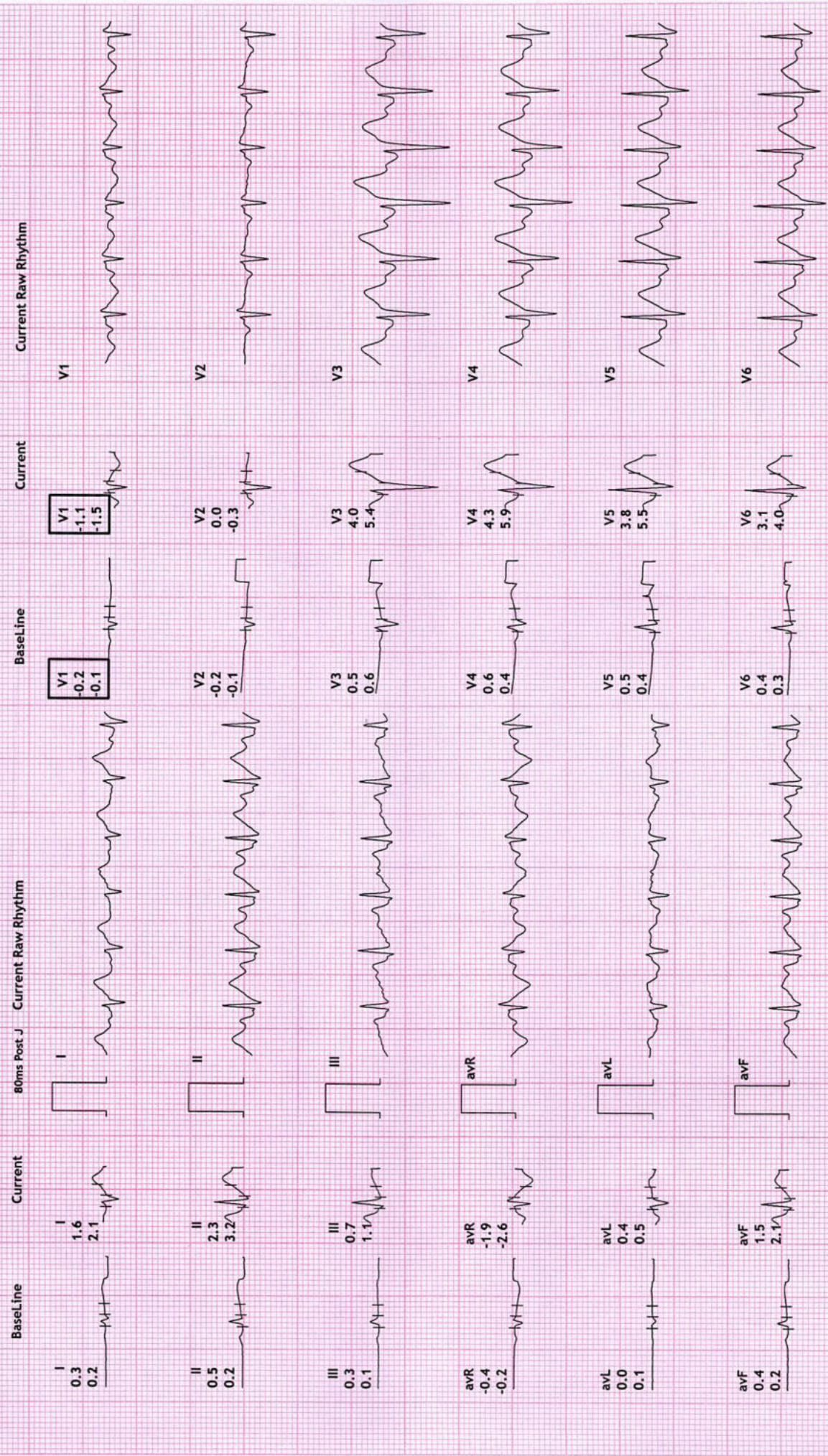
HR: 149 bpm  
METS: 4.2  
BP: 164/80

MPHR: 76% of 194  
Speed: 0.0 kmph  
Grade: 0.0%

Raw ECG  
BRUCE  
(1.0-100)Hz

Recovery : ( 01 )  
10.0 mm/mV  
25 mm/Sec.

Date: 10-Sep-2022 10:06:29 AM





12 Lead + Comparison

REVIVAL DIAGNOSTICS

2963/MANISH  
 26 Yrs/Male  
 73 Kg/167 Cms

MPHR: 59% of 194  
 Speed: 0.0 kmph  
 Grade: 0.0%

Ex Time 09:29  
 BLC : On  
 Notch : On

Recovery : ( 02.00 )  
 10.0 mm/mv  
 25 mm/Sec.



12 Lead + Comparison

REVIVAL DIAGNOSTICS

4TH FLOOR, AQUA CORRIDOE, NEAR STAR BAZAR, ADAJAN- 395009, SURAT

2963/MANISH  
26 Yrs/Male  
73 Kg/167 Cms

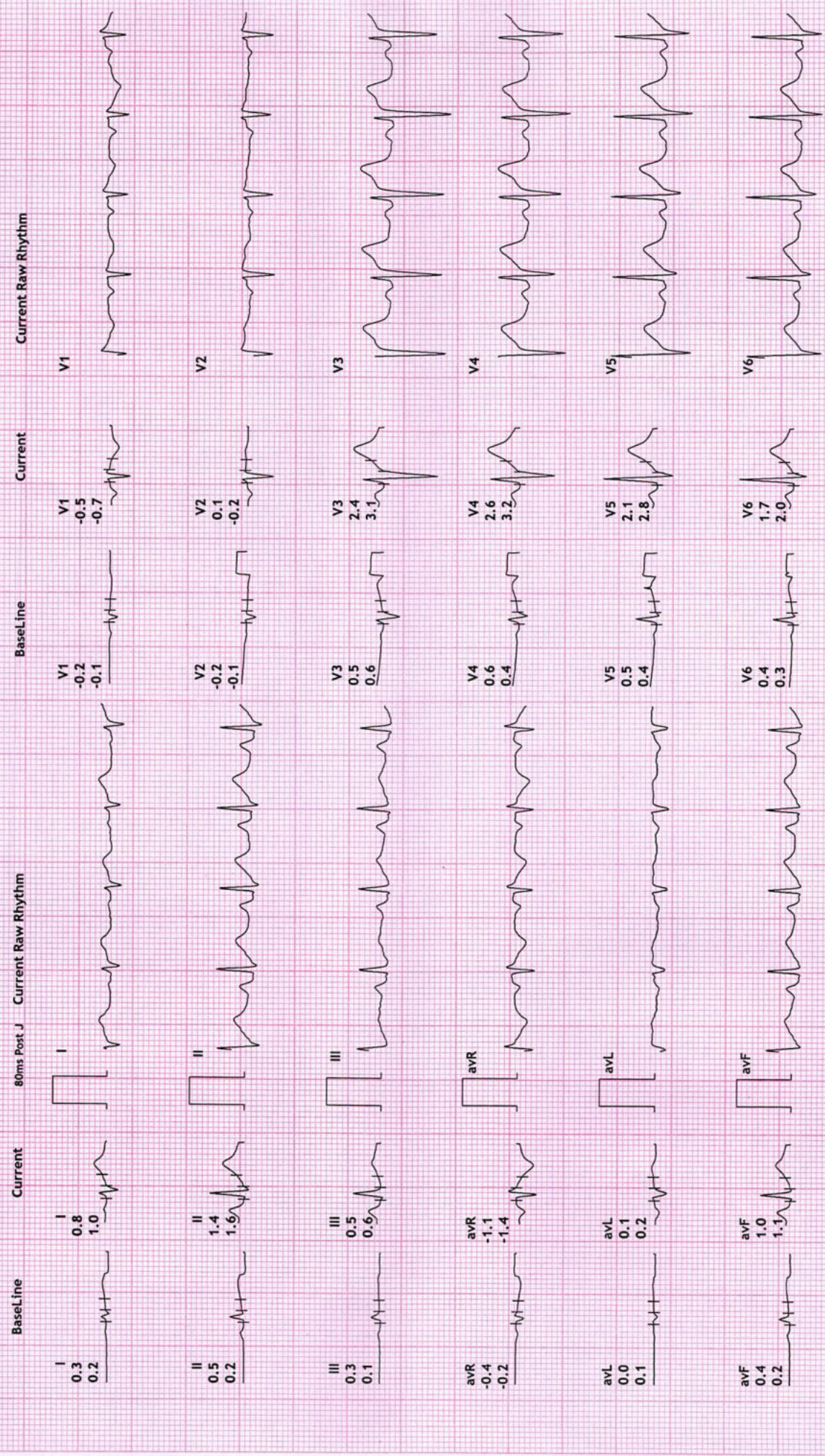
Date: 10-Sep-2022 10:06:29 AM

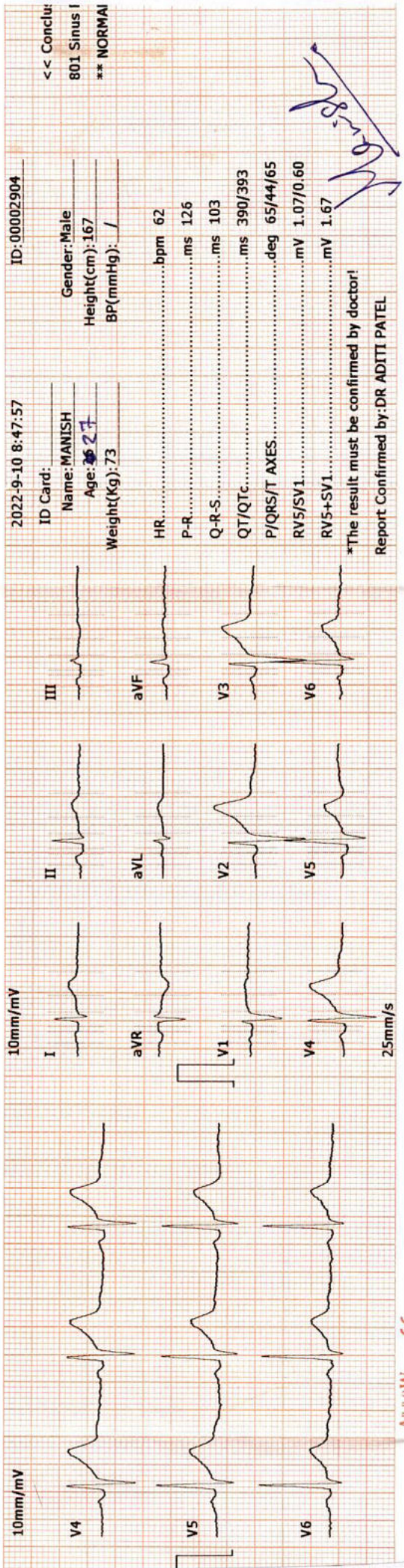
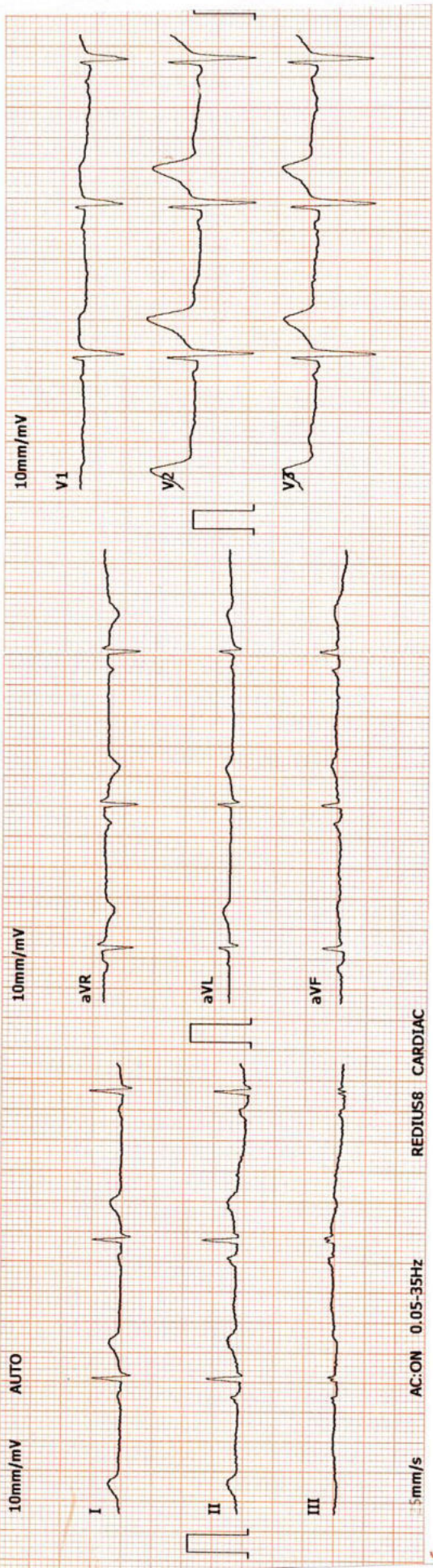
HR: 104 bpm  
METS: 1.0  
BP: 156/80

Raw ECG  
BRUCE  
(1.0-100)Hz

Ex Time 09:29  
BLC :On  
Notch :On

Recovery : ( 03 )  
10.0 mm/mV  
25 mm/Sec.





**Revival Diagnostic**  
 401, Aqu...  
 B/s. Star Bazar... 595009  
 Mo. 91062-28601

**DR. ADITI PATEL**  
 M.B.S., L. CARD (MUM)  
 CLINICAL CARDIOLOGIST  
 REG.NO.G-42901

A.R.S.W CE



# REVIVAL DIAGNOSTICS

Name	MANISH	Age/Gender	27Yrs/Male
Reg No.	1576/22	Receipt No	1269
Referred By	BOB - MEDI WHEEL(PKG10000241)	Mode of Payment	CREDIT
Collection Type	CENTER	Collection DateTime	10-Sep-2022 08:58 AM

## ECG

- REPORT :

1. The rhythm is sinus.
2. Heart rate is 62 beats per minute.
3. Normal P,QRS,T wave axis.
4. Normal PR,QRS,Q.T. Duration.
5. No pathological q wave or ST-T changes seen.
6. No evidence of chamber hypertrophy or enlargement seen.

IMPRESSION : ECG WITHIN NORMAL LIMITS

REVIVAL  
DIAGNOSTICS

Signature

DR. ADITI PATEL  
M.B.B.S., D. CARD (MUM)  
CLINICAL CARDIOLOGIST  
REG.NO.G-42901

### Revival Diagnostic

401, Aqua Corridor,  
B/s. Star Bazar, Surat-395009  
Mo. 91062-28601



0261 2747788, 9825947712



4<sup>TH</sup> Floor, Aqua Corridor, Hazira Road, Adajan Pal, Surat-395009.



revivaldiagnostics.surat@gmail.com



www.revivaldiagnostics.com

This Medical Report Is Not Intended For Medico-legal Purposes.  
Laboratory Test Results Are Subject To Technical Limitation And Should  
Be Clinically Correlate For Final Diagnosis



NAME	MANISH SINGH	DATE	10-Sep-2022
REFERRED BY	MEDI WHEEL	AGE / SEX	27 YRS / M

Thanks for the reference

## USG ABDOMEN

**LIVER:** is normal in size and shows increased echotexture.

No evidence of intrahepatic biliary radicles dilatation / focal space occupying lesion.

The portal vein and common bile duct show normal caliber.

**GALL BLADDER:** is distended and shows smooth walls. Wall thickness is normal.

No evidence of sludge / calculus. No evidence of pericholecystic collection.

**SPLEEN:** Is normal in size and shows normal echo pattern.

**PANCREAS:** shows normal echo anatomy and its relationship with splenic vein is normal.

**KIDNEYS:** Both the kidneys are normal in size, shape and location and show normal cortico-medullary differentiation.

**Right kidney** measures- 9.9 x 4.5 cms.

**Left kidney** measures- 10.4 x 4.9 cms.

No evidence of hydronephrosis or calculus.

**URINARY BLADDER:** is distended with smooth walls.

No evidence of diverticulum or calculus.

**PROSTATE:** is normal in size and shows homogeneous echotexture.

No evidence of ascites / pleural effusion.

Fluid and gas filled bowel loops with normal wall thickness and peristalsis noted.

### **IMPRESSION:**

- Fatty Liver - Grade I

**Dr. Chirag K. Patel**

MBBS, DMR  
**DR. CHIRAG K. PATEL**

Reg. No. G-1519  
**RADIOLOGIST**

Revival Diagnostic  
4th Floor, Aqua Corridor,  
Nr. Star Bazar, Hazira Main Road,  
Adajan, Surat-395009.  
Mo. 97266 726683

Laboratory Test Result are Subject to technical limitation and should be clinically correlate for final diagnosis

📍 4th Floor, Aqua Corridor, Hazira Road, Adajan Paal, Surat-395009.

☎ 0261 2747788

✉ revivaldiagnostics.surat@gmail.com

🌐 www.revivaldiagnostics.com

This medical report is not intended for medico-legal purposes.



NAME : MANISH  
AGE: 27 YRS / MALE  
REF BY: MEDI WHEEL

15

# REVIVAL

## DIAGNOSTICS



Name	MANISH	Age/Gender	27Yrs/Male
Reg No.	1576/22	Receipt No	1269
Referred By	BOB - MEDI WHEEL(PKG10000241)	Mode of Payment	CREDIT
Collection Type	CENTER	Collection DateTime	10-Sep-2022 08:58 AM

### CHEST RADIOGRAPH (PA VIEW)

- Hilar shadows are within normal limits.
- Pulmonary vasculature appears normal.
- Cardiac appears normal in size.
- Both dome of the diaphragm are smooth.
- Both costophrenic recesses are clear.
- Both lung fields appear normal.
- Visualized bones and soft tissue shadows appear normal.

IMPRESSION: NORMAL STUDY.

DR. CHIRAG K PATEL  
RADIOLOGIST

REVIVAL  
DIAGNOSTICS

**Dr. Chirag K. Patel**

MBBS-DMPD

Reg. No. 3125909  
Radiologist

**Revival Diagnostic**

4th Floor, Aqua Corridor,  
Nr. Star Bazar, Hazira Main Road,  
Adajan, Surat-395009.  
Mo. 97266 726683

Laboratory Test Result are Subject to technical limitation and should be clinically correlate for final diagnosis

📍 4th Floor, Aqua Corridor, Hazira Road, Adajan Paal, Surat-395009.

☎ 0261 2747788

✉ revivaldiagnostics.surat@gmail.com

🌐 www.revivaldiagnostics.com

This medical report is not intended for medico-legal purposes.



भारत सरकार

Government of India



मनीष

Manish

जन्म वर्ष / Year of Birth : 1995

पुरुष / Male

7459 4537 2365



आधार - आम आदमी का अधिकार

AltGr