



MR NO - 673593
Pt - Pramod Kataria
Age - 57/M
Date - 11/3/23

Refraction checkup

Vu } 6/6
 } unaided
 } 6/6
NV } NG
 } NG - glasses
NCT } 14
 } 13

Colour Vision - Normal (BE)

Fundus Examination - WNL



(This is only professional opinion and not the diagnosis, please correlate clinically)

Q Block, South City -II, Sohna Road, Sector-47, Gurgaon, Haryana

Ph.: 0124-4900000 (100 Lines), Toll Free No. : 1800-102-6767, Mob.: 62 62 82 82 35, Email: customercare@parkhospital.in

PARK GROUP OF HOSPITALS : West Delhi - Gurugram - Faridabad - Sonapat - Panipat - Karnal - Ambala - Patiala - Behror - Jaipur





Mr. Pramod
age - 57 y/m

11/3/23

SB dermatology

? CD
1 PP


Adv: =

- TOPICAL 3%


Cinacalcin



- MOISTUREX Cream



- XERINA Cream



- FUDIC Cream

- Rxo after 10 days



→ HIN on Rx
→ N/K - D.A.



Cert. No. H-2016-0369 Cert. No. MC-4830

(This is only professional opinion and not the diagnosis, please correlate clinically)
Q Block, South City -II, Sohna Road, Sector-47, Gurgaon, Haryana
Ph.: 0124-4900000 (100 Lines), Toll Free No.: 1800-102-6767, Mob.: 62 62 82 82 35, Email: customercare@parkhospital.in

PARK GROUP OF HOSPITALS : West Delhi - Gurgaon - Faridabad - Sonapat - Panipat - Karnal - Ambala - Patiala - Behror - Jaipur



Vitals :

Chief Complaints :

oral - Throat NAD

H/O Present Illness :

Nose - Septum medline
Dryness in B/c nasal cavity.

Past History :

Investigation :

Drug Allergies : (if any)

Treatment :

Re
- Tab Alaspan AM 1 tab
BID o-o.
x 7 day.
- Nasoclear nasal
drops 2-2-2
x 5 days.

~~Ido~~
~~PTA~~





DEPARTMENT OF PATHOLOGY

Patient Name : Mr. PRAMOD VATSA	Bill Date : 11/03/2023 10:21 AM
MR No : 673593	Sample Col Dt/Tm : 11/03/2023 10:56 am
Age/Sex : 57 Years 3 Months 1 Days / Male	Sample Rec Dt/Tm : 11/03/2023 10:56 am
Type : OPD	Reporting Date : 2023-03-11 00:23:18-01 13:06:
TPA/Corporate : MEDIWHEEL PVT LTD	Sample ID : 109733
Ref Doctor : Dr.RMO	Bill/Req. No. : 24055546

Test	Result	Bio. Ref. Interval	Units	Method
BLOOD SUGAR FASTING				
PLASMA GLUCOSE FASTING	97	60 - 110	mg/dl	GOD TRINDERS

***** END OF THE REPORT *****



Dr. PRADIP KUMAR
Consultant (Microbiology)

Dr. SONIA KUMARI
MD Pathology (Gold Medalist)

Dr. NISHA TIWARI
MBBS, MD (Microbiology)
USER NM AMIT1



(This is only professional opinion and not the diagnosis, please correlate clinically)

Cert. No. H-2018-0369 Cert. No. MC-4830

Q Block, South City -II, Sohna Road, Sector-47, Gurgaon, Haryana
Ph.: 0124-4900000 (100 Lines), Toll Free No. : 1800-102-6767, Mob.: 62 62 82 82 35, Email: customercare@parkhospital.in

PARK GROUP OF HOSPITALS : West Delhi • Gurugram • Faridabad • Sonapat • Panipat • Karnal • Ambala • Patiala • Behrer • Jaipur

the health care providers

the health care providers





DEPARTMENT OF PATHOLOGY

Patient Name : Mr. PRAMOD VATSA

MR No : 673593

Age/Sex : 57 Years 3 Months 1 Days / Male

Type : OPD

TPA/Corporate : MEDIWHEEL PVT LTD

Bill Date : 11/03/2023

Reporting Date : 11/03/2023

Sample ID : 109733

Bill/Req. No. : 24055546

Ref Doctor : Dr.RMO

Test	Result	Bio. Ref. Interval	Units	Method
BLOOD SUGAR 2 HR. PP				
BLOOD SUGAR P.P.	100	80 - 150	mg/dl	

***** END OF THE REPORT *****



Sample no.

Dr. SONIA KUMARI
MBBS, MD (PATHOLOGY) Gold medalist

Dr. PRADIP KUMAR
Consultant (Microbiology)

Dr. NISHA TIWARI
MBBS, MD (Microbiology)

USER NM AMIT1



(This is only professional opinion and not the diagnosis, please correlate clinically)

Cert. No. H-2016-0365 Cert. No. MC-4930

Q Block, South City -II, Sohna Road, Sector-47, Gurgaon, Haryana
Ph.: 0124-4900000 (100 Lines), Toll Free No. : 1800-102-6767, Mob.: 62 62 82 82 35, Email: customercare@parkhospital.in

PARK GROUP OF HOSPITALS : West Delhi - Gurugram - Faridabad - Sonapat - Panipat - Karnal - Ambala - Patiala - Behror - Jaipur

the **health** care providers

the **health** care providers





DEPARTMENT OF PATHOLOGY

Patient Name : Mr. PRAMOD VATSA
MR No : 673593
Age/Sex : 57 Years 3 Months 1 Days / Male
Type : OPD
TPA/Corporate : MEDIWHEEL PVT LTD

Bill Date : 11/03/2023
Reporting Date : 11/03/2023
Sample ID : 109733
Bill/Req. No. : 24055546
Ref Doctor : Dr.RMO

Test	Result	Bio. Ref. Interval	Units	Method
URINE ROUTINE AND MICROSCOPY				
PHYSICAL CHARACTERSTICS				
QUANTITY	30ml	5 - 100	ml	
COLOUR	Pale Yellow	Pale Yellow		Vishal
TURBIDITY	Clear	clear		
SPECIFIC GRAVITY	1.015	1.000-1.030		urinometer
PH	Acidic	Acidic/Alkaline		PH PAPER
CHEMICAL EXAMINATION-1				
UROBILINOGEN	NIL	NIL		Ehrlich
URINE PROTEIN	NIL	NIL	mg/dl	Protein error indicator
BLOOD	NIL	NIL		
URINE BILIRUBIN	NIL	NIL		
GLUCOSE	NIL	NIL	mg/dL	GOD-POD/Benedicts
URINE KETONE	NIL	NIL		SOD.
MICRO EXAMINATION				
PUS CELL	2-3	0-5	cells/hpf	Microscopic
RED BLOOD CELLS	Nil	0-2	cells/hpf	
EPITHELIAL CELLS	NIL	0-5	cells/hpf	
CASTS	NIL	NIL	/pf	
CRYSTALS	NIL	NIL	/hpf	

***** END OF THE REPORT *****



Sample no.

Dr. SONIA KUMARI
MBBS, MD (PATHOLOGY) Gold medalist

Dr. PRADIP KUMAR
Consultant (Microbiology)

Dr. NISHA TIWARI
MBBS, MD (Microbiology)

USER NM AMIT1



(This is only professional opinion and not the diagnosis, please correlate with clinical history)

Cert. No. H-2016-0369 Cert. No. MC-4830

Q Block, South City -II, Sohna Road, Sector-47, Gurgaon, Haryana

Ph.: 0124-4900000 (100 Lines), Toll Free No. : 1800-102-6767, Mob.: 62 62 82 82 35, Email: customercare@parkhospital.in

PARK GROUP OF HOSPITALS : West Delhi - Gurugram - Faridabad - Sonapat - Panipat - Karnal - Ambala - Patiala - Behror - Jaipur

the health care providers

the health care providers





DEPARTMENT OF PATHOLOGY

Patient Name : Mr. PRAMOD VATSA

MR No : 673593

Age/Sex : 57 Years 3 Months 1 Days / Male

Type : OPD

TPA/Corporate : MEDIWHEEL PVT LTD

Bill Date : 11/03/2023

Reporting Date : 11/03/2023

Sample ID : 109733

Bill/Req. No. : 24055546

Ref Doctor : Dr.RMO

Test	Result	Bio. Ref. Interval	Units	Method
BLOOD GROUPING AND RH FACTOR				
BLOOD GROUP	" B " RH POSITIVE			MATRIX GEL

***** END OF THE REPORT *****



Sample no.

Dr. SONIA KUMARI
MBBS, MD (PATHOLOGY) Gold medalist

Dr. PRADIP KUMAR
Consultant (Microbiology)

Dr. NISHA TIWARI
MBBS, MD (Microbiology)

USER NM AMIT1



(This is only professional opinion and not the diagnosis, please correlate clinically) Page 1 of 1

Cert. No. H-2016-0369 Cert. No. MC - 4830

Q Block, South City -II, Sohna Road, Sector-47, Gurgaon, Haryana

Ph.: 0124-4900000 (100 Lines), Toll Free No. : 1800-102-6767, Mob.: 62 62 82 82 35, Email: customercare@parkhospital.in

PARK GROUP OF HOSPITALS : West Delhi - Gurugram - Faridabad - Sonapat - Panipat - Karnal - Ambala - Patiala - Behror - Jaipur

the **health** care providers

the **health** care providers





DEPARTMENT OF PATHOLOGY

Patient Name : Mr. PRAMOD VATSA
 MR No : 673593
 Age/Sex : 57 Years 3 Months 1 Days / Male
 Type : OPD
 TPA/Corporate : MEDIWHEEL PVT LTD

Bill Date : 11/03/2023
 Reporting Date : 11/03/2023
 Sample ID : 109733
 Bill/Req. No. : 24055546
 Ref Doctor : Dr.RMO

Test	Result	Bio. Ref. Interval	Units	Method
CBC				
HAEMOGLOBIN	15.1	12 - 16	gm/dL	COLORIMETRY
TOTAL LEUCOCYTE COUNT	6000	4000-11000	/ μ L	ELECTRICAL
DIFFERENTIAL COUNT				
NEUTROPHILS	50	40.0 - 80.0	%	FLOW CYTOMETRY
LYMPHOCYTES	40	20.0 - 40.0	%	FLOW CYTOMETRY
MONOCYTES	07	2.0 - 10.0	%	FLOW CYTOMETRY
EOSINOPHILS	03	0.0 - 5.0	%	FLOW CYTOMETRY
BASOPHILS	00	0.0 - 2.0	%	FLOW CYTOMETRY
RED BLOOD CELL COUNT	4.4	3.5 - 5.5	millions/ μ L	ELECTRICAL
PACKED CELL VOLUME	46.7	35.0 - 50.0	%	ELECTRICAL
MEAN CORPUSCULAR VOLUME	104.1	H 83 - 101	fL	ELECTRICAL
MEAN CORPUSCULAR HAEMOGLOBIN	33.6	H 27 - 31	Picograms	CALCULATED
MEAN CORPUSCULAR HB CONC	32.3	L 33 - 37	g/dl	CALCULATED
PLATELET COUNT	222	150 - 450	thou/ μ L	ELECTRICAL
RDW	13.6	11.6 - 14.5	%	CALCULATED

***** END OF THE REPORT *****



Sample no.

Dr. SONIA KUMARI
 MBBS, MD (PATHOLOGY) Gold medalist

Dr. PRADIP KUMAR
 Consultant (Microbiology)

Dr. NISHA TIWARI
 MBBS, MD (Microbiology)

USER NM AMIT1



(This is only professional opinion and not the diagnosis, please correlate clinically)

Q Block, South City -II, Sohna Road, Sector-47, Gurgaon, Haryana
 Ph.: 0124-4900000 (100 Lines), Toll Free No. : 1800-102-6767, Mob.: 62 62 82 82 35, Email: customercare@parkhospital.in

PARK GROUP OF HOSPITALS : West Delhi - Gurugram - Faridabad - Sonapat - Panipat - Karnal - Ambala - Patiala - Behror - Jaipur

the **health** care providers

the **health** care providers





DEPARTMENT OF PATHOLOGY

Patient Name : Mr. PRAMOD VATSA
MR No : 673593
Age/Sex : 57 Years 3 Months 1 Days / Male
Type : OPD
TPA/Corporate : MEDIWHEEL PVT LTD

Bill Date : 11/03/2023
Reporting Date : 11/03/2023
Sample ID : 109733
Bill/Req. No. : 24055546
Ref Doctor : Dr.RMO

Test	Result	Bio. Ref. Interval	Units	Method
ESR (WESTERGREN)				
E.S.R. - II HR.	20		mm II Hr.	Westergren

***** END OF THE REPORT *****



Sample no.

Dr. SONIA KUMARI
MBBS, MD (PATHOLOGY) Gold medalist

Dr. PRADIP KUMAR
Consultant (Microbiology)

Dr. NISHA TIWARI
MBBS, MD (Microbiology)

USER NM AMIT1



Cert. No. H-2015-0368 Cert. No. MC - 4830

(This is only professional opinion and not the diagnosis, please correlate clinically) Page 1 of 1

Q Block, South City -II, Sohna Road, Sector-47, Gurgaon, Haryana
Ph.: 0124-4900000 (100 Lines), Toll Free No. : 1800-102-6767, Mob.: 62 62 82 82 35, Email: customercare@parkhospital.in

PARK GROUP OF HOSPITALS : West Delhi - Gurugram - Faridabad - Sonapat - Panipat - Karnal - Ambala - Patiala - Behror - Jaipur

the **health** care providers

the **health** care providers





DEPARTMENT OF PATHOLOGY

Patient Name : Mr. PRAMOD VATSA

MR No : 673593

Age/Sex : 57 Years 3 Months 1 Days / Male

Type : OPD

TPA/Corporate : MEDIWHEEL PVT LTD

Bill Date : 11/03/2023

Reporting Date : 12/03/2023

Sample ID : 109733

Bill/Req. No. : 24055546

Ref Doctor : Dr.RMO

Test	Result	Bio. Ref. Interval	Units	Method
THYROID PROFILE				
TRI-IODOTHYRONINE (T3)	1.38	0.60 - 1.81	ng/ml	Chemiluminescence
THYROXINE (T4)	9.43	5.01 - 12.45	µg/dL	Chemiluminescence
THYROID STIMULATING HORMONE	2.41	0.5-5.50	µIU/ml	
SPECIMEN TYPE	SERUM			
Method : chemiluminescent immunoassay				

Note : Clinical Significance:

Thyroid function tests (TFTs) is a collective term for blood tests used to check the function of the thyroid. TFTs may be requested if a patient is thought to suffer from hyperthyroidism (overactive thyroid) or hypothyroidism (underactive thyroid), or to monitor the effectiveness of either thyroid-suppression or hormone replacement therapy. It is also requested routinely in conditions linked to thyroid disease, such as atrial fibrillation and anxiety disorder. A TFT panel typically includes thyroid hormones such as thyroid-stimulating hormone (TSH, thyrotropin) and thyroxine (T4), and triiodothyronine (T3) depending on local laboratory policy.

Note: Please correlate with clinical condition

***** END OF THE REPORT *****



Sample no.

Dr. SONIA KUMARI
MBBS, MD (PATHOLOGY) Gold medalist

Dr. PRADIP KUMAR
Consultant (Microbiology)

Dr. NISHA TIWARI
MBBS, MD (Microbiology)

USER NM DINESH



(This is only professional opinion and not the diagnosis, please correlate clinically)

Cert. No. H-2016-0369 Cert. No. MC - 4850

Q Block, South City -II, Sohna Road, Sector-47, Gurgaon, Haryana
Ph.: 0124-4900000 (100 Lines), Toll Free No. : 1800-102-6767, Mob.: 62 62 82 82 35, Email: customercare@parkhospital.in

PARK GROUP OF HOSPITALS : West Delhi - Gurugram - Faridabad - Sonapat - Panipat - Karnal - Ambala - Patiala - Behror - Jaipur

the **health** care providers

the **health** care providers





DEPARTMENT OF PATHOLOGY

Patient Name : Mr. PRAMOD VATSA
MR No : 673593
Age/Sex : 57 Years 3 Months 1 Days / Male
Type : OPD
TPA/Corporate : MEDIWHEEL PVT LTD

Bill Date : 11/03/2023
Reporting Date : 11/03/2023
Sample ID : 109733
Bill/Req. No. : 24055546
Ref Doctor : Dr.RMO

Test	Result	Bio. Ref. Interval	Units	Method
LFT (LIVER FUNCTION TEST)				
LFT				
TOTAL BILIRUBIN	0.5	0 - 1.2	mg/dL	DIAZO
DIRECT BILIRUBIN	0.2	0 - 0.4	mg/dL	DIAZO
INDIRECT BILIRUBIN	0.3	0.10 - 0.6	mg/dL	CALCULATED
SGOT (AST)	41	0 - 45	U/L	IFCC WITHOUT
SGPT (ALT)	39	0 - 45	U/L	IFCC WITHOUT
ALKALINE PHOSPHATASE	104	30 - 170	IU/L	MODIFIED IFCC
TOTAL PROTEINS	6.6	6.4 - 8.0	g/dL	BIURET
ALBUMIN	3.2	L 3.3 - 5.5	g/dL	BCG DYE
GLOBULIN	3.4	2.3 - 4.5	g/dL	CALCULATED
A/G RATIO	0.94	L 1.1 - 2.2		CALCULATED

***** END OF THE REPORT *****



Sample no.

Dr. SONIA KUMARI
MBBS, MD (PATHOLOGY) Gold medalist

Dr. PRADIP KUMAR
Consultant (Microbiology)

Dr. NISHA TIWARI
MBBS, MD (Microbiology)

USER NM AMIT1



(This is only professional opinion and not the diagnosis, please correlate clinically)

Q Block, South City -II, Sohna Road, Sector-47, Gurgaon, Haryana
Ph.: 0124-4900000 (100 Lines), Toll Free No. : 1800-102-6767, Mob.: 62 62 82 82 35, Email: customercare@parkhospital.in

PARK GROUP OF HOSPITALS : West Delhi - Gurugram - Faridabad - Sonapat - Panipat - Karnal - Ambala - Patiala - Behror - Jaipur

the health care providers

the health care providers





DEPARTMENT OF PATHOLOGY

Patient Name : Mr. PRAMOD VATSA

MR No : 673593

Age/Sex : 57 Years 3 Months 1 Days / Male

Type : OPD

TPA/Corporate : MEDIWHEEL PVT LTD

Bill Date : 11/03/2023

Reporting Date : 11/03/2023

Sample ID : 109733

Bill/Req. No. : 24055546

Ref Doctor : Dr.RMO

Test	Result	Bio. Ref. Interval	Units	Method
KFT (RENAL PROFILE)				
KFT				
SERUM UREA	11	10 - 45	mg/dL	UREASE-GLDH
SERUM CREATININE	1.1	0.4 - 1.4	mg/dL	MODIFIED JAFFES
SERUM URIC ACID	6.1	2.5 - 7.0	mg/dL	URICASE
SERUM SODIUM	130	L 136 - 148	mmol/L	ISE
SERUM POTASSIUM	3.7	3.5 - 5.5	meq/l	ISE
SERUM CALCIUM	8.6	8.5 - 10.5	mg/dL	ARSENazo III
SERUM PHOSPHORUS	2.4	L 2.5 - 4.5	mg/dL	AMMONIUM

***** END OF THE REPORT *****



Sample no.

Dr. SONIA KUMARI
MBBS, MD (PATHOLOGY) Gold medalist

Dr. PRADIP KUMAR
Consultant (Microbiology)

Dr. NISHA TIWARI
MBBS, MD (Microbiology)

USER NM AMIT1



(This is only professional opinion and not the diagnosis, please correlate clinically) Page 1 of 1

Cart No. H/2016-0309 Cart No. MC - 4830

Q Block, South City -II, Sohna Road, Sector-47, Gurgaon, Haryana
Ph.: 0124-4900000 (100 Lines), Toll Free No. : 1800-102-6767, Mob.: 62 62 82 82 35, Email: customercare@parkhospital.in

PARK GROUP OF HOSPITALS : West Delhi - Gurugram - Faridabad - Sonapat - Panipat - Karnal - Ambala - Patiala - Behror - Jaipur

the **health** care providers

the **health** care providers





DEPARTMENT OF PATHOLOGY

Patient Name : Mr. PRAMOD VATSA

MR No : 673593

Age/Sex : 57 Years 3 Months 1 Days / Male

Type : OPD

TPA/Corporate : MEDIWHEEL PVT LTD

Bill Date : 11/03/2023

Reporting Date : 11/03/2023

Sample ID : 109733

Bill/Req. No. : 24055546

Ref Doctor : Dr.RMO

Test	Result	Bio. Ref. Interval	Units	Method
LIPID PROFILE				
LIPID PROFILE				
TOTAL CHOLESTEROL	136	0 - 250	mg/dL	CHOD -Trinder
SERUM TRIGLYCERIDES	111	60 - 165	mg/dl	GPO-TRINDER
HDL-CHOLESTEROL	44	30 - 70	mg/dl	DIRECT
VLDL CHOLESTEROL	22	6 - 32	mg/dL	calculated
LDL	70	50 - 135	mg/dl	calculated
LDL CHOLESTEROL/HDL RATIO	1.5	1.0 - 3.0	mg/dL	calculated
TOTAL CHOLESTEROL/HDL RATIO	3.0	2.0 - 5.0	mg/dl	calculated

***** END OF THE REPORT *****



Sample no.

Dr. SONIA KUMARI
MBBS, MD (PATHOLOGY) Gold medalist

Dr. PRADIP KUMAR
Consultant (Microbiology)

Dr. NISHA TIWARI
MBBS, MD (Microbiology)

USER NM AMIT1



Cert. No. H-2016-0369 Cert. No. MC-4830

(This is only professional opinion and not the diagnosis, please correct clinically)

Q Block, South City -II, Sohna Road, Sector-47, Gurgaon, Haryana

Ph.: 0124-4900000 (100 Lines), Toll Free No. : 1800-102-6767, Mob.: 62 62 82 82 35, Email: customercare@parkhospital.in

PARK GROUP OF HOSPITALS : West Delhi - Gurugram - Faridabad - Sonapat - Panipat - Karnal - Ambala - Patiala - Behror - Jaipur

the health care providers

the health care providers





DEPARTMENT OF PATHOLOGY

Patient Name : Mr. PRAMOD VATSA

MR No : 673593

Age/Sex : 57 Years 3 Months 1 Days / Male

Type : OPD

TPA/Corporate : MEDIWHEEL PVT LTD

Bill Date : 11/03/2023

Reporting Date : 11/03/2023

Sample ID : 109733

Bill/Req. No. : 24055546

Ref Doctor : Dr.RMO

Test	Result	Bio. Ref. Interval	Units	Method
------	--------	--------------------	-------	--------

STOOL ROUTINE AND MICROSCOPY

STOOL ROUTINE AND MICROSCOPY

COLOUR	Yellow	Pale Yellow		Vishal
CONSISTENCY	Semi Solid	Formed		Manual
OCCULT BLOOD	NIL	NIL		Guaiac test
MUCUS	NIL	NIL		Microscopic
PUS CELL	2-3	0-5	cells/hpf	Microscopic
RBCS	NIL	NIL		
CYSTS	NIL	NIL		Microscopic
OVA	NIL	Nil		Microscopic
FAT GLOBULE	NIL	Nil		Microscopic
PARASITES	NIL	Nil		Microscopic

***** END OF THE REPORT *****



Sample no.

Dr. SONIA KUMARI
MBBS, MD (PATHOLOGY) Gold medalist

Dr. PRADIP KUMAR
Consultant (Microbiology)

Dr. NISHA TIWARI
MBBS, MD (Microbiology)

USER NM AMIT1



Cert. No. H-2016-0369 Cert. No. MC - 4830

(This is only professional opinion and not the diagnosis, please correlate clinically)

Q Block, South City -II, Sohna Road, Sector-47, Gurgaon, Haryana

Ph.: 0124-4900000 (100 Lines), Toll Free No. : 1800-102-6767, Mob.: 62 62 82 82 35, Email: customercare@parkhospital.in

PARK GROUP OF HOSPITALS : West Delhi - Gurugram - Faridabad - Sonapat - Panipat - Karnal - Ambala - Patiala - Behror - Jaipur

the **health** care providers

the **health** care providers





DEPARTMENT OF RADIOLOGY

Patient Name	Mr PRAMOD VATSA	Billed Date	: 11/03/2023	10:21 AM
Reg No	673593	Reported Date	: 11/03/2023	
Age/Sex	57 Years 3 Months 1Days / Male	Req. No.	: 24055546	
Type	OPD	Consultant Doctor	: Dr. RMO	

USG WHOLE ABDOMEN

The Real time, B mode, gray scale sonography of the abdominal organs was performed.

LIVER : The liver is normal in size, 11.7cm shape and echotexture. No evidence of any focal lesion. IHBR is not dilated.

GALL BLADDER : The gall bladder is well distended. No evidence any calculus or mass seen. No evidence of pericholecystic fluid is seen.

BILE DUCT : The common bile duct is normal in caliber. No evidence of calculus is noted in common bile duct.

SPLEEN : The spleen is normal in size 8.6 cm and shape. Its echotexture is homogeneous. No evidence of focal lesion is noted.

PANCREAS : The pancreas is normal in size, shape, contours and echotexture. No evidence of solid or cystic mass lesion is noted. MPD is not dilated. No evidence of peripancreatic collection.

KIDNEYS : RK: 10.1x5.0cm. LK: 10.1x5.4cm.

There evidence of well defined heteroechoic lesion of size 41x37mm noted at upper pole of left kidney.

Right kidney is normal in size and echotexture. Cortico-medullary differentiation is maintained. There is no evidence of obvious calculus or hydronephrosis.

URINARY BLADDER : The urinary bladder is partially distended. Wall thickness within normal limits. No evidence of calculus is seen. No evidence of mass or diverticulum is noted.

PROSTATE: Prostate is enlarged in size 50cc._

No evidence of ascites or interbowel free fluid is seen.

No evidence of obvious retroperitoneal or mesentric lymphadenopathy is seen.

IMPRESSION- There evidence of well defined heteroechoic lesion noted at upper pole of left kidney.

Prostatomegaly



ADV: CT ABDOMEN

Not commented clinically
MBBS, MD
CONSULTANT RADIOLOGIST

Dr. MANJEET SEHRAWAT
MBBS, MD, PDCC
CONSULTANT RADIOLOGIST

Dr. NEENA SIKKA
MBBS, DNB
CONSULTANT RADIOLOGIST



(This is only professional opinion and not the diagnosis, please correlate clinically)

Q Block, South City -II, Sohna Road, Sector-47, Gurgaon, Haryana
Ph.: 0124-4900000 (100 Lines), Toll Free No. : 1800-102-6767, Mob.: 62 62 82 82 35, Email: customercare@parkhospital.in

PARK GROUP OF HOSPITALS : West Delhi - Gurugram - Faridabad - Sonapat - Panipat - Karnal - Ambala - Patiala - Behror - Jaipur

the **health** care providers

the **health** care providers







DEPARTMENT OF RADIOLOGY

Patient Name	Mr PRAMOD VATSA	Billed Date	: 11/03/2023	10.21 AM
Reg No	673593	Reported Date	: 11/03/2023	
Age/Sex	57 Years 3 Months 1Days / Male	Req. No.	: 24055546	
Type	OPD	Consultant Doctor	: Dr. RMO	

X-RAY CHEST AP/PA

X-RAY CHEST P.A. VIEW

Bilateral lungs appears normal.

No focal lung lesion seen.

No evidence of free fluid is seen.

Both hila are normal in size, have equal density and bear normal relationship.

The heart and trachea are central in position and no mediastinal abnormality is visible.

The cardiac size is normal for patient age and view.

The domes of the diaphragms are normal in position, and show smooth outline.

To be correlated clinically



Dr. ANSHU K. SHARMA
MBBS, MD
CONSULTANT RADIOLOGIST

Dr. MANJEET SEHRAWAT
MBBS, MD, PDCC
CONSULTANT RADIOLOGIST

Dr. NEENA SIKKA
MBBS, DNB
CONSULTANT RADIOLOGIST



(This is only professional opinion and not the diagnosis, please correlate clinically)

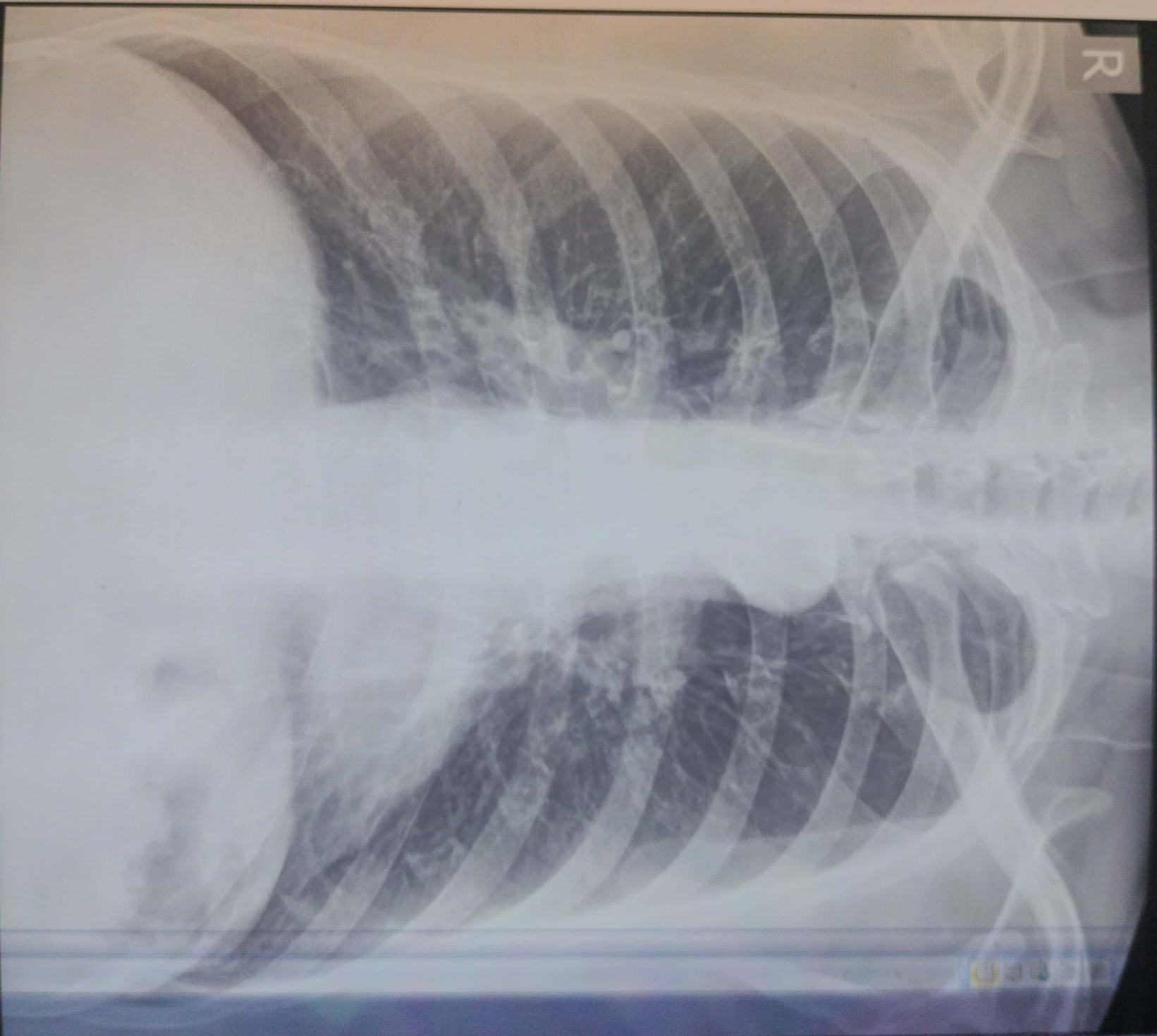
Q Block, South City -II, Sohna Road, Sector-47, Gurgaon, Haryana
Ph.: 0124-4900000 (100 Lines), Toll Free No. : 1800-102-6767, Mob.: 62 62 82 82 35, Email: customer@parkhospital.in

PARK GROUP OF HOSPITALS : West Delhi - Gurugram - Faridabad - Sonipat - Panipat - Karnal - Ambala - Patiala - Behror - Jaipur

the **health** care providers

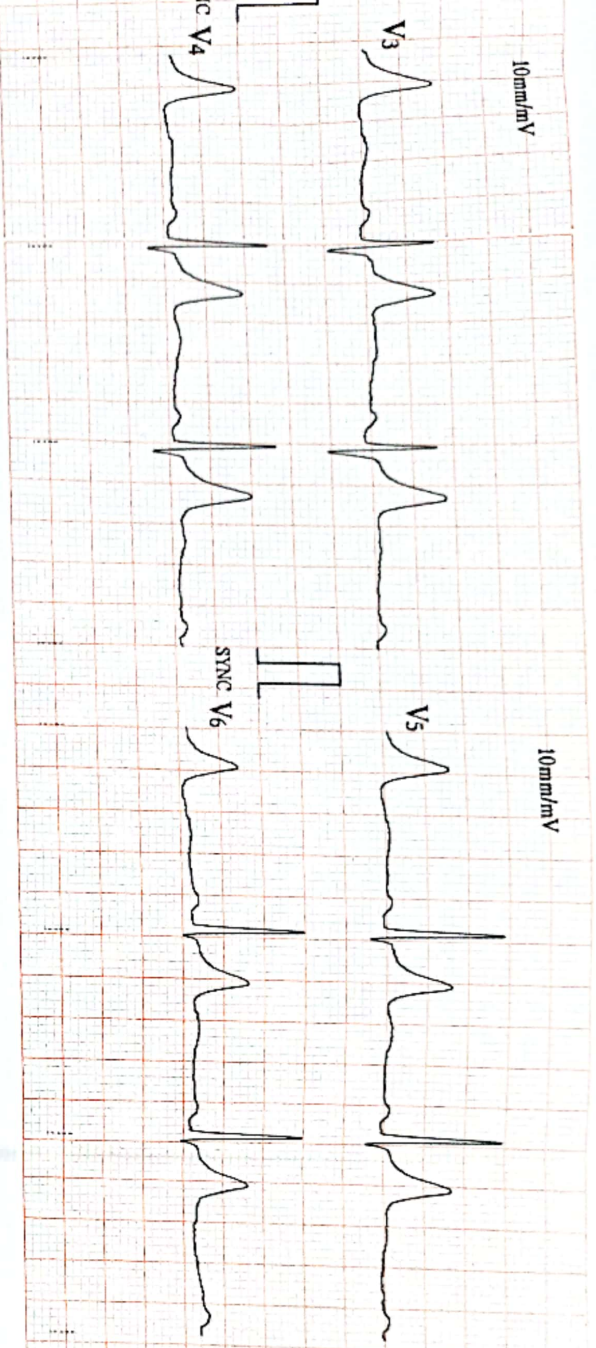
the **health** care providers





R

M PRAMOD VATSA 57Y Male Chest PA REQ-2405554E3/11/2023 10:57:15 AM
PARK HOSPITAL, SOUTH CITY II, GURGAON, HARYANA



10mm/mV

10mm/mV

ID : 0001

Name: Panod

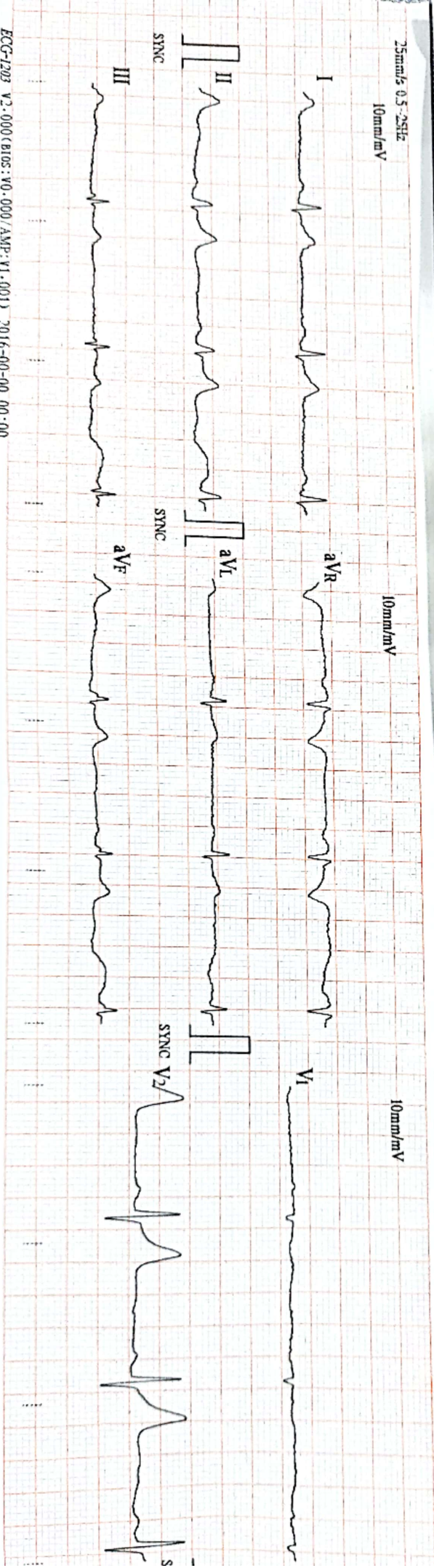
Sex : Male

Age : 57 years

HR	: 58	bpm
R-R	: 1025	ms
P-R	: 172	ms
QRS	: 95	ms
QT/QTc	: 369/364	ms
P/QRS/T	: 38/53/42	°
RV5/SV1	: 1.510/0.190	mV
RV5+SV1	: 1.700	mV

- Sinus Bradycardia
- Slight ST Depression
- Counter Clockwise Rotation

Unconfirmed report Verified by: _____



25mm/s 0.5mV
10mm/mV

10mm/mV

10mm/mV

ECG-1203 V2.000 (BIOS: V0.000/AMP: V1.001) 2016-00-00 00:00