



# Shree Ram Multispeciality Hospital (SRMH)

Lokah Samasta Sukhino Bhavantu

OPD - ID : 020240000324  
UH-ID : SRMH-24021891

PT. TYPE : NEW REGISTRATION  
PRINT DATE : 24-02-2024 / 09:40:10

TOKEN NO. : 1

PATIENT NAME : MR. PAWAN KUMAR SAHU	DEPARTMENT : MEDICINE
AGE / SEX : 54-Y 8-M 16-D / MALE	CONSULTANT : DR. AJIT KUMAR
DOB : 10-06-1969	CONSULT-DATE : 24-Feb-2024 - 09:16 AM
MOB-NO : 9727954575	COMPANY NAME : MEDIWHEEL FULL BODY ANNUAL PLUS A
GUARDIAN NAME : S/o LATE PUNIT RAM SAHU	OPD PAID FEE : 0.00
ADDRESS : CHANDAPARA SEMRA DHAMTRI, RAIPUR, CG, INDIA, RAIPUR, CG	

Weight : 59.5 kg Temp : 97.2 f B.P. : 150/100 Pulse : 65 b/min SPO2 : 99%

RBS = 97 mg/dl HbA1c = 5.8



Conscious  
Oriented  
Hx = HTN

C/O - Occasionally pain in Perineapular region  
- Numbness in Both palm  
- Numbness in head  
- Abdominal fullness around gut

H/O - files operated 6-7 year back (Dhambani)

H/O - Burning sensation Both side of chest  
Thyroid sensation in both lower limb } 5-6 year back

H/O - HTN x 5-6 year

2D Echo (30/1/24)  
No RWMA  
Normal LV size  
LVEF 62-47

On treatment - TAB TELMISARTAN +  
AMLODIPIN 40/5 Once a day  
- TAB ECOSPRIN 75 mg po HTN  
- TAB ATORVA 20 mg po HTN

Hypothyroid x 5-6 year

FOLLOW-UP DATE :

ADVICE FOR ADMISSION  YES  NO

Near Railway Under Bridge, Basant Vihar Gate No. 1, Gondwara Chowk, Gudhiyari, Raipur (Chhattisgarh)

0771-43 43 161, 0771-43 40 162, 8404 8404 79

shreeramhospital.op@gmail.com www.srmhraipur.com



on TAB THYRAX 25 mg po at morning.

Adv

- TAB MEURAKIND 1 TAB at Night.

- Continue Old medicine.

- Avoid Sweets and sugar, oily, salt, fried, Spicy.

- Life style modification.

- Repeat Lipid Profile, Thyroid profile.

- Metformin scan (X)

May

Normal / ~~abnormal~~  
80%







# Shree Ram Multispeciality Hospital (SRMH)

L o k a h S a m a s t a S u k h i n o B h a v a n t u

OPD-ID	:020240000324	PT,TYPE	:NEWREGISTRATION	TOKENNO.	:1
UH-ID	:SRMH-24021891	PRINTDATE	:24-02-2024/09:59:27		
PATIENTNAME	:MR.PAWANKUMAR SAHU	DEPARTMENT	:OPHTHALMOLOGY		
AGE/SEX	:54-Y8-M16-D/MALE	CONSULT-DATE	:24-Feb-2024-09:16AM		
DOB	:10-06-1969	COMPANYNAME	:MEDIWHEELFULLBODYANNUALPLUSABOVES		
MOB-NO	:9727954575	OPDPAIDFEE	:0.00		
GUARDIANNAME	:S/LATEPUNITRAMSAHU	ADDRESS	:CHANDAPARASEMRADHAMTRI,RAIPUR,CG,INDIA,RAIPUR,CG		
Weight:	Temp :	B.P. :	Pulse :	SPO2 :	

U/O RE - Lived myopia on 2021 then blurry of far.

no H/O night blindness  
no squint  
no strabismus

U/L < 6/12  
R/H < 6/6

Acc < +1.0 sph 6/6  
+1.0 sph 6/6

Accl + 2.25 sph 6/6

CV - Normal

fundus B6 WNC

*[Handwritten signature]*

FOLLOW-

UPDATE:ADVICEFORAD

YES

NO

MISSION

📍 Near Railway Under Bridge, Basant Vihar Gate No. 1, Gondwara Chowk, Gudhiyari, Raipur (Chhattisgarh)

☎ 0771-43 43 161, 0771-43 40 162, 📞 8404 8404 79

✉ shreeramhospital.op@gmail.com 🌐 www.srmhraipur.com





# Shree Ram Multispeciality Hospital (SRMH)

L o k a h S a m a s t a S u k h i n o B h a v a n t u

OPD-ID	:020240000324	PT.TYPE	:NEWREGISTRATION	TOKENNO.	:1
UH-ID	:SRMH-24021891	PRINTDATE	:24-02-2024/09:59:27		
PATIENTNAME	:MR.PAWANKUMARSAHU	DEPARTMENT	:ENT		
AGE/SEX	:54-Y8-M16-D/MALE	CONSULT-DATE	:24-Feb-2024-09:16AM		
DOB	:10-06-1969	COMPANYNAME	:MEDIWHEELFULLBODYANNUALPLUSABOVES		
MOB-NO	:9727954575	OPDPAIDFEE	:0.00		
GUARDIANNAME	:S/LATEPUNITRAMSAHU				
ADDRESS	:CHANDAPARASEMRADIKAMTRI,RAIPUR,CG,INDIA,RAIPUR,CG				
Weight:	Temp :	B.P. :	Pulse :	SPO2 :	

Please indicate whether you are presently suffering from anyone of the following symptos:

Yes No

Ears, Nose, Mouth, Throat

Ear pain	0	PP
Ear itch	0	PP
Ear drainage	0	PP
Dizziness/ Loss of balance	0	PP
Loss of Hearing	0	PP
Popping Noise	0	PP
Tinnitus	0	PP
Nosebleeds	0	PP
Post-nasal Drip	0	PP
Sinus pain	0	PP
Sinus pressure	0	PP
Nasal congestion	0	PP
Loss of smell/taste	0	PP
Hoarseness	0	PP
Sore Throat	0	PP
Throat tickle	0	PP
Dry Mouth / Throat	0	PP
Throat clearing	0	PP
Snoring	0	PP

Present chief complaints:-

No fresh complaints

Dr. Signature



📍 Near Railway Under Bridge, Basant Vihar Gate No. 1, Gondwara Chowk, Gudhiyari, Raipur (Chhattisgarh)

☎ 0771-43 43 161, 0771-43 40 162, 📞 8404 8404 79

✉ shreeramhospital.op@gmail.com 🌐 www.srmhraipur.com







# Shree Ram Multispeciality Hospital (SRMH)

L o k a h S a m a s t a S u k h i n o B h a v a n t u

OPD-ID	:020240000324	PT.TYPE	:NEWREGISTRATION	TOKENNO.	:1
UH-ID	:SRMH-24021891	PRINTDATE	:24-02-2024/09:59:27		
PATIENTNAME	:MR.PAWANKUMARSAHU	DEPARTMENT	:DENTAL		
AGE/SEX	:54-Y8-M16-D/MALE	CONSULT-DATE	:24-Feb-2024-09:16AM		
DOB	:10-06-1969	COMPANYNAME	:MEDIWHEELFULLBODYANNUALPLUSABOVES		
MOB-NO	:9727954575	OPDPAIDFEE	:0.00		
GUARDIANNAME	:S/LATEPUNITRAMSAHU				
ADDRESS	:CHANDAPARASEMRADIHAMTRI,RAIPUR,CG,INDIA,RAIPUR,CG				
Weight:	Temp :	B.P. :	Pulse :	SPO2 :	

Please indicate whether you are presently suffering from anyone of the following symptos:

Oral Health Status:

- Yes  No Dental Sealants Present on Permanent Molars
- Yes  No Caries Experience / Restoration History : A filling (Temporary / Permanent) OR a Tooth that is missing because it was extracted as a result of caries .
- Yes  No Untreated Caries/ Open Treatment Plan
- Yes  No Urgent Treatment: abscess, Nerve Exposure, Advanced Disease State, Signs of Symptoms that include pain/ infection / swelling


Treatment Needs:

- Restorative Care- Fillings, crowns, etc.
- Preventative Care-prophylaxis, sealants, fluoride Treatment
- Sedation / Surgery Needs to Complete Treatment

Present chief complaints:-

Dental Caries Present but at present no fresh Complaint.

Dr. S. [Signature]



📍 Near Railway Under Bridge, Basant Vihar Gate No. 1, Gondwara Chowk, Gudhiyari, Raipur (Chhattisgarh)

☎ 0771-43 43 161, 0771-43 40 162, 📞 8404 8404 79

✉ shreeramhospital.op@gmail.com 🌐 www.srmhraipur.com



प्रति,

समन्वयक,

Mediwheel (Arcofemi Healthcare Limited)

हेल्पलाइन नंबर: 011-41195959

महोदय/ महोदया,

विषय: बैंक ऑफ़ बड़ोदा के कर्मचारियों के लिए वार्षिक स्वास्थ्य जांच।

हम आपको सूचित करना चाहते हैं कि हमारे कर्मचारी जिनका विवरण निम्नानुसार है हमारे करार के अनुसार आपके द्वारा उपलब्ध कराई गई केशलेस वार्षिक स्वास्थ्य जांच सुविधा का लाभ लेना चाहते हैं।

	कर्मचारी विवरण
नाम	MR. SAHU PAWAN KUMAR
क.कू.संख्या	165462
पदनाम	DAFTARY
कार्य का स्थान	DIDGABHATA
जन्म की तारीख	10-06-1969
स्वास्थ्य जांच की प्रस्तावित तारीख	24-02-2024
बुकिंग संदर्भ सं.	23M165462100090764E

यह अनुमोदन/ संस्तुति पत्र तभी वैध माना जाएगा जब इसे बैंक ऑफ़ बड़ोदा के कर्मचारी आईडी कार्ड की प्रति के साथ प्रस्तुत किया जाएगा। यह अनुमोदन पत्र दिनांक 14-02-2024 से 31-03-2024 तक मान्य है। इस पत्र के साथ किए जाने वाले चिकित्सा जांच की सूची अनुलग्नक के रूप में दी गई है। कृपया नोट करें कि उक्त स्वास्थ्य जांच हमारी टाई-अप व्यवस्था के अनुसार केशलेस सुविधा है। हम अनुरोध करते हैं कि आप हमारे कर्मचारी के स्वास्थ्य जांच संबंधी आवश्यकताओं पर उचित कार्रवाई करें तथा इस संबंध में अपनी सर्वोच्च प्राथमिकता तथा सर्वोत्तम संसाधन उपलब्ध कराएं। उपर्युक्त सारणी में दी गई कर्मचारी कूट संख्या एवं बुकिंग संदर्भ संख्या का उल्लेख अनिवार्य रूप से इनवॉइस में किया जाना चाहिए।

हम इस संबंध में आपके सहयोग की अपेक्षा करते हैं।

भवदीय,

हस्ताक्षर-

(मुख्य महाप्रबंधक)

मानव संसाधन प्रबंधन विभाग

बैंक ऑफ़ बड़ोदा

(नोट: यह कंप्यूटर द्वारा जनरेट किया गया पत्र है। हस्ताक्षर की आवश्यकता नहीं है। कृपया किसी भी स्वीकृति के लिए Mediwheel (Arcofemi Healthcare Limited) से संपर्क करें।)

### SUGGESTIVE LIST OF MEDICAL TESTS

FOR MALE	FOR FEMALE
CBC	CBC
ESR	ESR
Blood Group & RH Factor	Blood Group & RH Factor
Blood and Urine Sugar Fasting	Blood and Urine Sugar Fasting
Blood and Urine Sugar PP	Blood and Urine Sugar PP
Stool Routine	Stool Routine
<b>Lipid Profile</b>	<b>Lipid Profile</b>
Total Cholesterol	Total Cholesterol
HDL	HDL
LDL	LDL
VLDL	VLDL
Triglycerides	Triglycerides
HDL / LDL ratio	HDL / LDL ratio
<b>Liver Profile</b>	<b>Liver Profile</b>
AST	AST
ALT	ALT
GGT	GGT
Bilirubin (total, direct, indirect)	Bilirubin (total, direct, indirect)
ALP	ALP
Proteins (T, Albumin, Globulin)	Proteins (T, Albumin, Globulin)
<b>Kidney Profile</b>	<b>Kidney Profile</b>
Serum creatinine	Serum creatinine
Blood Urea Nitrogen	Blood Urea Nitrogen
Uric Acid	Uric Acid
HBA1C	HBA1C
Routine urine analysis	Routine urine analysis
USG Whole Abdomen	USG Whole Abdomen
<b>General Tests</b>	<b>General Tests</b>
X Ray Chest	X Ray Chest
ECG	ECG
2D/3D ECHO / TMT	2D/3D ECHO / TMT
Stress Test	Thyroid Profile (T3, T4, TSH)
PSA Male (above 40 years)	Mammography (above 40 years) and Pap Smear (above 30 years).
Thyroid Profile (T3, T4, TSH)	Dental Check-up consultation
Dental Check-up consultation	Physician Consultation
Physician Consultation	Eye Check-up consultation
Eye Check-up consultation	Skin/ENT consultation
Skin/ENT consultation	Gynaec Consultation





भारत सरकार  
Government of India

पवन कुमार साह  
Pawan Kumar Sahu  
जन्म तिथि / DOB 10/08/1989  
पुरुष / Male



9103 1072 3947

आधार - आम आदमी का अधिकार



भारतीय विशिष्ट पहचान प्राधिकरण  
Unique Identification Authority of India

पता S/O पुनीत राम साह  
छांदापारा, छांदापारा, सेमरा (नरीयन  
) भखरा, धमसरी, छत्तीसगढ़,  
493770

Address: S/O Punit Ram Sahu,  
CHANDAPARA, CHANDAPARA, Semra  
(Nariyan), Bhakhara, Dhamtari  
Chhattisgarh, 493770

9103 1072 3947

1947  
1800 300 1947

mp@uidai.gov.in

www.uidai.gov.in

*PKS*

*PKS*

MO - 9727954575





# Shree Ram Multispeciality Hospital (SRMH)

L o k a h S a m a s t a S u k h i n o B h a v a n t u

PT. NAME : MR. PAWAN KUMAR SAHU  
MOBILE NO : 9727954575  
DOCTOR : DR. AJIT KUMAR  
REFERRED BY : SELF

AGE / SEX : 54/MALE  
UH ID NO. : SRMH-24021891  
COLLECTION : 24-02-2024  
REPORTING : 24-Feb-2024  
TEST NO : 284

## HAEMATOTOLOGY

TEST NAME	RESULT	UNIT	NORMAL VALUES
<b>CBC (COMPLETE BLOOD COUNT)</b>			
HAEMOGLOBIN (Hb)	14.2	gm/dL	13.5 - 17.5
TOTAL RBC COUNT	5.50	Million/cumm	4.5 - 5.9
HAEMATOCRIT (PCV)	42.8	%	41.5 - 50.4
<b>RBC INDICES</b>			
MCV	80.0	fL	78 - 96
MCH	25.8	pg	27 - 32
MCHC	32.3	%	33 - 37
RDW	13.8	%	11 - 16
TOTAL WBC COUNT (TLC)	5,000	/cumm	4000 - 11000
<b>DIFFERENTIAL COUNT</b>			
Neutrophils	64	%	40 - 70
Lymphocytes	30	%	22 - 48
Eosinophils	02	%	0 - 6
Monocytes	04	%	0 - 8
Basophils	00	%	00 -
PLATELET COUNT	2.20	/ $\mu$ L	1.50 - 4.50
PCT	0.18	%	0.10 - 0.28
MPV(MEAN PLATELET VOLUME)	8.3	fL	8 - 11
PDW	10.8	%	11 - 18

-- End Of Report --

  
LAB TECHNICIAN

Note : This Report is not for medicolegal purpose

Dr. Dhananjay Prasad  
( MD PATHOLOGY )

📍 Near Railway Under Bridge, Basant Vihar Gate No. 1, Gondwara Chowk,  
Gudhiyari, Raipur (Chhattisgarh)

☎ 0771-43 43 161, 0771-43 40 162, 📞 8404 8404 79

✉ shreeramhospital.op@gmail.com 🌐 www.srmhraipur.com





# Shree Ram Multispeciality Hospital (SRMH)

L o k a h S a m a s t a S u k h i n o B h a v a n t u

PT. NAME : MR. PAWAN KUMAR SAHU  
MOBILE NO : 9727954575  
DOCTOR : DR. AJIT KUMAR  
REFERRED BY : SELF

AGE / SEX : 54/MALE  
UH ID NO. : SRMH-24021891  
COLLECTION : 24-02-2024  
REPORTING : 24-Feb-2024  
TEST NO : 284

## HAEMATOLOGY

TEST NAME	RESULT	UNIT	NORMAL VALUES
-----------	--------	------	---------------

### ESR by Western Green

ESR (ERYTHROCYTE SENDIMENTATION RATE )	20	mm at end of 1 hr	0 - 20
--	----	-------------------	--------

-- End Of Report --

LAB TECHNICIAN

Note : This Report is not for medicolegal purpose

Dr. Dhananjay Prasad  
( MD PATHOLOGY )

Near Railway Under Bridge, Basant Vihar Gate No. 1, Gondwara Chowk,  
Gudhiyari, Raipur (Chhattisgarh)

☎ 0771-43 43 161, 0771-43 40 162, 📞 8404 8404 79

✉ shreeramhospital.op@gmail.com 🌐 www.srmhraipur.com

24/7  
Emergency  
Service





# Shree Ram Multispeciality Hospital (SRMH)

L o k a h S a m a s t a S u k h i n o B h a v a n t u

PT. NAME : MR. PAWAN KUMAR SAHU  
MOBILE NO : 9727954575  
DOCTOR : DR. AJIT KUMAR  
REFERRED BY : SELF

AGE / SEX : 54/MALE  
UH ID NO. : SRMH-24021891  
COLLECTION : 24-02-2024  
REPORTING : 24-Feb-2024

TEST NO  
284


## HAEMATOLOGY

TEST NAME	RESULT	UNIT	NORMAL VALUES
<b>BLOOD GROUPING AND RH TYPING</b>			
BLOOD GROUP	"O"	-	-
RH FACTOR	POSITIVE	-	-

- End Of Report -

LAB TECHNICIAN

Note : This Report is not for medicolegal purpose



Dr. Dhananjay Prasad  
( MD PATHOLOGY )

📍 Near Railway Under Bridge, Basant Vihar Gate No. 1, Gondwara Chowk,  
Gudhiyari, Raipur (Chhattisgarh)

☎ 0771-43 43 161, 0771-43 40 162, 📞 8404 8404 79

✉ shreeramhospital.op@gmail.com 🌐 www.srmhraipur.com

24/7  
Emergency  
Service







# Shree Ram Multispeciality Hospital (SRMH)

L o k a h S a m a s t a S u k h i n o B h a v a n t u

PT. NAME : MR. PAWAN KUMAR SAHU  
MOBILE NO : 9727954575  
DOCTOR : DR. AJIT KUMAR  
REFERRED BY : SELF

AGE / SEX : 54/MALE  
UH ID NO. : SRMH-24021891  
COLLECTION : 24-02-2024  
REPORTING : 24-Feb-2024  
TEST NO : 284

## BIOCHEMISTRY

TEST NAME	RESULT	UNIT	NORMAL VALUES
-----------	--------	------	---------------

### LIVER FUNCTION TEST (LFT)

BILIRUBIN TOTAL	0.56	mg/dL	0.2 - 1
BILIRUBIN DIRECT	0.26	mg / dl	0.1 - 0.6
BILIRUBIN INDIRECT	0.30	mg / dl	0.1 - 0.4
SGOT	30.2	U / L	10 - 55
SGPT	27.4	U / L	0 - 40
ALKALINE PHOSPHATASE	182.6	U / L	0 - 270
TOTAL PROTEIN	6.52	g / dl	6 - 8
ALBUMIN	3.79	g/dl	3.5 - 5.0
GLOBULIN	2.73	g / dl	2 - 3.5
A/G RATIO	1.38	g/dl	1 - 2.5

#### Clinical Significance:

##### Alanine transaminase (ALT)

ALT is an enzyme found in the liver that helps your body metabolize protein. When the liver is damaged, ALT is released into the bloodstream and levels increase

##### Aspartate transaminase (AST)

AST is an enzyme that helps metabolize alanine, an amino acid. Like ALT, AST is normally present in blood at low levels. An increase in AST levels may indicate liver damage or disease or muscle damage.

##### Alkaline phosphatase (ALP)

ALP is an enzyme in the liver, bile ducts and bone. Higher-than-normal levels of ALP may indicate liver damage or disease, such as a blocked bile duct, or certain bone diseases.

##### Albumin and total protein

Albumin is one of several proteins made in the liver. Your body needs these proteins to fight infections and to perform other functions. Lower-than-normal levels of albumin and total protein might indicate liver damage or disease.

##### Bilirubin

Bilirubin is a substance produced during the normal breakdown of red blood cells. Bilirubin passes through the liver and is excreted in stool. Elevated levels of bilirubin (jaundice) might indicate liver damage or disease or certain types of anemia.

— End Of Report —

LAB TECHNICIAN

Note : This Report is not for medicolegal purpose

Dr. Dhananjay Prasad  
( MD PATHOLOGY )

Ⓧ Near Railway Under Bridge, Basant Vihar Gate No. 1, Gondwara Chowk,  
Gudhiyari, Raipur (Chhattisgarh)

☎ 0771-43 43 161, 0771-43 40 162, 📞 8404 8404 79

✉ shreeramhospital.op@gmail.com 🌐 www.srmhraipur.com





# Shree Ram Multispeciality Hospital (SRMH)

L o k a h S a m a s t a S u k h i n o B h a v a n t u

PT. NAME : MR. PAWAN KUMAR SAHU  
MOBILE NO : 9727954575  
DOCTOR : DR. AJIT KUMAR  
REFERRED BY : SELF

AGE / SEX : 54/MALE  
UH ID NO. : SRMH-24021891  
COLLECTION : 24-02-2024  
REPORTING : 24-Feb-2024  
TEST NO  
284

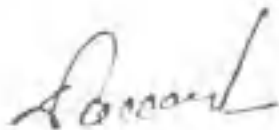
## BIOCHEMISTRY

TEST NAME	RESULT	UNIT	NORMAL VALUES
	<b>CREATININE</b>		
CREATININE	0.80	mg / dl	0.6 - 1.2

– End Of Report –

LAB. TECHNICIAN

Note : This Report is not for medicolegal purpose

  
Dr. Dhananjay Prasad  
( MD PATHOLOGY )

Near Railway Under Bridge, Basant Vihar Gate No. 1, Gondwara Chowk,  
Gudhiyari, Raipur (Chhattisgarh)

☎ 0771-43 43 161, 0771-43 40 162, 📞 8404 8404 79

✉ shreeramhospital.op@gmail.com 🌐 www.srmhraipur.com







# Shree Ram Multispeciality Hospital (SRMH)

L o k a h S a m a s t a S u k h i n o B h a v a n t u

PT. NAME : MR. PAWAN KUMAR SAHU  
MOBILE NO : 9727954575  
DOCTOR : DR. AJIT KUMAR  
REFERRED BY : SELF

AGE / SEX : 54/MALE  
UH ID NO. : SRMH-24021891  
COLLECTION : 24-02-2024  
REPORTING : 24-Feb-2024  
TEST NO : 284

## BIOCHEMISTRY

TEST NAME	RESULT	UNIT	NORMAL VALUES
<b>URIC ACID</b>			
URIC ACID	5.56	mg/dL	3.6 - 7.7

-- End Of Report --

LAB TECHNICIAN

Note : This Report is not for medicolegal purpose

Dr. Dhananjay Prasad  
( MD PATHOLOGY )

Near Railway Under Bridge, Basant Vihar Gate No. 1, Gondwara Chowk,  
Gudhiyari, Raipur (Chhattisgarh)

0771-43 43 161, 0771-43 40 162, 8404 8404 79

shreeramhospital.op@gmail.com www.srmhraipur.com

24/7  
Emergency  
Services







# Shree Ram Multispeciality Hospital (SRMH)

L o k a h S a m a s t a S u k h i n o B h a v a n t u

PT. NAME : MR. PAWAN KUMAR SAHU  
MOBILE NO : 9727954575  
DOCTOR : DR. AJIT KUMAR  
REFERRED BY : SELF

AGE / SEX : 54/MALE  
UH ID NO. : SRMH-24021891  
COLLECTION : 24-02-2024  
REPORTING : 24-Feb-2024  
TEST NO : 284

## BIOCHEMISTRY

TEST NAME	RESULT	UNIT	NORMAL VALUES
<b>LIPID PROFILE</b>			
CHOLESTEROL	196.5	mg / dl	150 - 220
SERUM TRIGLYCERIDE	152.4	mg / dl	60 - 165
HDL	38.2	mg / dl	35 - 80
LDL	158.3	mg/dL	90 - 160
VLDL	30.56	mg/dl	20 - 50
CHOLESTEROL / HDL RATIO	5.14	mg/dl	3.5 - 5.5
LDL/HDL Ratio	4.14	mg/dl	2.5 - 3.5
TRIGLYCERIDES/HDL RATIO	3.98	mg/dl	2.0 - 4.0

– End Of Report –

LAB TECHNICIAN

Note : This Report is not for medicolegal purpose

Dr. Dhananjay Prasad  
( MD PATHOLOGY )

© Near Railway Under Bridge, Basant Vihar Gate No. 1, Gondwara Chowk,  
Gudhiyari, Raipur (Chhattisgarh)

☎ 0771-43 43 161, 0771-43 40 162, 📞 8404 8404 79

✉ shreeramhospital.op@gmail.com 🌐 www.srmhraipur.com





# Shree Ram Multispeciality Hospital (SRMH)

L o k a h S a m a s t a S u k h i n o B h a v a n t u

PT. NAME : MR. PAWAN KUMAR SAHU  
MOBILE NO : 9727954575  
DOCTOR : DR. AJIT KUMAR  
REFERRED BY : SELF

AGE / SEX : 54/MALE  
UH ID NO. : SRMH-24021891  
COLLECTION : 24-02-2024  
REPORTING : 24-Feb-2024  
TEST NO : 284

## CLINICAL PATHOLOGY

TEST NAME	RESULT	UNIT	NORMAL VALUES
-----------	--------	------	---------------

### URINE SUGAR FASTING AND PP

URINE SUGAR - FASTING	ABSENT		Absent -
URINE SUGAR - PP	ABSENT		Absent -

-- End Of Report --

LAB TECHNICIAN

Note : This Report is not for medicolegal purpose

Dr. Dhananjay Prasad  
( MD PATHOLOGY )

Near Railway Under Bridge, Basant Vihar Gate No. 1, Gondwara Chowk,  
Gudhiyari, Raipur (Chhattisgarh)

☎ 0771-43 43 161, 0771-43 40 162, 📞 8404 8404 79

✉ shreeramhospital.op@gmail.com 🌐 www.srmhraipur.com





# Shree Ram Multispeciality Hospital (SRMH)

L o k a h S a m a s t a S u k h i n o B h a v a n t u

PT. NAME : MR. PAWAN KUMAR SAHU  
MOBILE NO : 9727954575  
DOCTOR : DR. AJIT KUMAR  
REFERRED BY : SELF

AGE / SEX : 54/MALE  
UH ID NO. : SRMH-24021891  
COLLECTION : 24-02-2024  
REPORTING : 24-Feb-2024  
TEST NO  
284

## BIOCHEMISTRY

TEST NAME	RESULT	UNIT	NORMAL VALUES
<b>BLOOD SUGAR - FASTING AND PP</b>			
BLOOD SUGAR FASTING	95.2	mg/dL	60 - 120
BLOOD SUGAR PP	106.1	mg/dL	80 - 140

– End Of Report –

LAB TECHNICIAN

Note : This Report is not for medicolegal purpose

Dr. Dhananjay Prasad  
( MD PATHOLOGY )

📍 Near Railway Under Bridge, Basant Vihar Gate No. 1, Gondwara Chowk,  
Gudhiyari, Raipur (Chhattisgarh)

☎ 0771-43 43 161, 0771-43 40 162, 📞 8404 8404 79

✉ shreeramhospital.op@gmail.com 🌐 www.srmhraipur.com







# Shree Ram Multispeciality Hospital (SRMH)

L o k a h S a m a s t a S u k h i n o B h a v a n t u

PT. NAME : MR. PAWAN KUMAR SAHU  
MOBILE NO : 9727954575  
DOCTOR : DR. AJIT KUMAR  
REFERRED BY : SELF

AGE / SEX : 54/MALE  
UH ID NO. : SRMH-24021891  
COLLECTION : 24-02-2024  
REPORTING : 24-Feb-2024  
TEST NO : 284

## BIOCHEMISTRY

TEST NAME	RESULT	UNIT	NORMAL VALUES
<b>HBA1c (GLYCOSYLATED HEAMOGLOBIN)</b>			
HBA1c	4.78	%	Normal Range : <6% - Good Control : 6 - 7% - Fair Control : 7 - 8% - Unsatisfactory Control : 8-10% - Poor Control : >10% -
Estimated average plasma glucose	92.8	mg/dl	80 - 120

### Interpretation: As per American Diabetes Association(ADA)

Non diabetic adults >= 18 years	<5.7
At risk (prediabetes)	5.7 - 6.4
Diagnosing Diabetes	>= 6.5
Therapeutic goals for glycemic control	Good of Therapy
	> 19 years - <7.0
	<19 years - <7.5

### NOTE:

- HbA1c reflects long term fluctuations in the blood glucose concentration
- A diabetic patient who is recently under good control may still have a high concentration of HbA1c. Converse is true for a diabetic previously under good control but now poorly controlled.

### Significance of Test:

HbA1c provides an index of average blood glucose levels over the past 8-12 weeks and is a much better indicator of long term glycemic control as compared to food and urinary glucose determinations.

– End Of Report –

LAB TECHNICIAN

Note : This Report is not for medicolegal purpose

Dr. Dhananjay Prasad  
( MD PATHOLOGY )

Near Railway Under Bridge, Basant Vihar Gate No. 1, Gondwara Chowk,  
Gudhiyari, Raipur (Chhattisgarh)

0771-43 43 161, 0771-43 40 162, 8404 8404 79

shreeramhospital.op@gmail.com www.srmhraipur.com





# Shree Ram Multispeciality Hospital (SRMH)

L o k a h S a m a s t a S u k h i n o B h a v a n t u

PT. NAME : MR. PAWAN KUMAR SAHU  
MOBILE NO : 9727954575  
DOCTOR : DR. AJIT KUMAR  
REFERED BY : SELF

AGE / SEX : 54/MALE  
UH ID NO. : SRMH-24021891  
COLLECTION : 24-02-2024  
REPORTING : 24-Feb-2024

TEST NO  
284

## CLINICAL PATHOLOGY

TEST NAME	RESULT	UNIT	NORMAL VALUES
-----------	--------	------	---------------

### URINE ROUTINE AND MICROSCOPY

#### PHYSICAL EXAMINATION

QUANTITY	20	ml	-
COLOUR	Pale Yellow		Pale Yellow -
APPEARANCE	Clear		Clear -
REACTION	Acitic		Acitic -

#### CHEMICAL EXAMINATION

ALBUMIN	Absent		Absent -
SUGAR	Absent		Absent -
KETONE	Absent		Absent -
BILE SALT	Absent		Absent -
BILE PIGMENT	Absent		Absent -

#### MICROSCOPIC EXAMINATION

PUS CELLS	2-4	/hpf	2 - 5
EPITHELIAL CELLS	1-2	/hpf	1 - 5
RBC	Nil	/hpf	0 - 3
CAST	Nil	/hpf	Nil -
YEAST	Nil		Nil -
CRYSTAL	Nil	/hpf	Nil -
Bacteria	Nil		Nil -
OTHERS	-		-

-- End Of Report --

LAB TECHNICIAN

Note : This Report is not for medicolegal purpose

Dr. Dhananjay Prasad  
( MD PATHOLOGY )

📍 Near Railway Under Bridge, Basant Vihar Gate No. 1, Gondwara Chowk,  
Gudhiyari, Raipur (Chhattisgarh)

☎ 0771-43 43 161, 0771-43 40 162, 📞 8404 8404 79

✉ shreeramhospital.op@gmail.com 🌐 www.srmhraipur.com





**Mr Pawan kumar Sahu**

Age: 54 Years

Sex: Male

PID: 1628



**Sample Collected At:**

Ref. By: **Dr. AJIT KUMAR (MD)**



1847L45437

Registered: 24 Feb, 24 06:02 PM

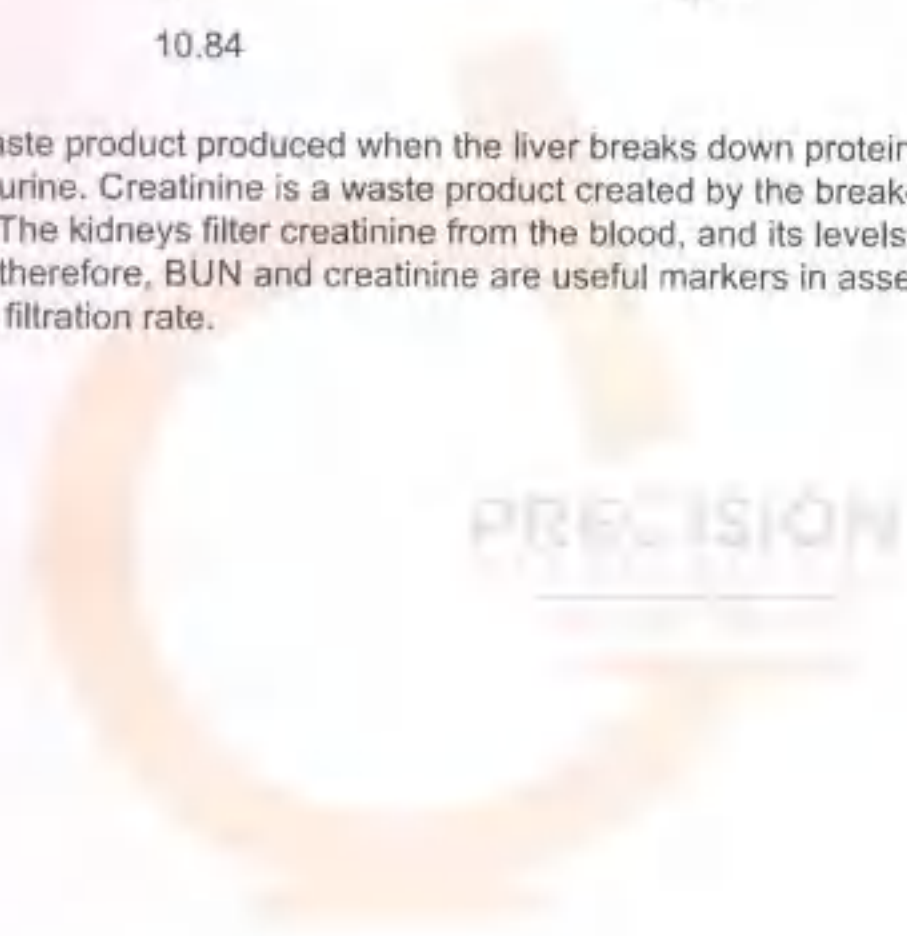
Collected: 24 Feb, 24 06:15 PM

Reported: 24 Feb, 24 08:51 PM

**BUN / Creatinine Ratio PANAL**

Investigation	Observed Value	Unit	Biological Reference Interval
<b>BUN</b>			
BUN	8.56	mg/dL	7.00 - 20.00
Serum Creatinine	0.79	mg/dL	0.55 - 1.20
P'IN / Creatinine Ratio	10.84		10:1 - 20:1

Blood urea nitrogen (BUN) is a waste product produced when the liver breaks down protein. The kidneys then filter it out of the blood and eliminate it through urine. Creatinine is a waste product created by the breakdown of phosphocreatine, a molecule stored in muscle tissue. The kidneys filter creatinine from the blood, and its levels in the body reflect the efficiency of the kidney's excretory function. therefore, BUN and creatinine are useful markers in assessing kidney health because they help doctors evaluate the kidney's filtration rate.



**Dr. D. Prasad**  
M.D.(Pathologist)

\*\*\*\*\*END OF REPORT\*\*\*\*\*



**Mr Pawan kumar Sahu**

Age: 54 Years

Sex: Male

PID: 1628



**Sample Collected At:**

Ref. By: **Dr. AJIT KUMAR (MD)**



1847L45437

Registered: 24 Feb, 24 06:02 PM

Collected: 24 Feb, 24 06:15 PM

Reported: 24 Feb, 24 08:51 PM

**TFT**

**Thyroid Function Test (TFT)**

Investigation	Observed Value	Unit	Biological Reference Interval
<b>THYROID SERUM HORMONS</b>			
Serum Triiodothyronine (T3)	1.40	ng/mL	0.89 - 1.87
Serum thyroxine (T4)	7.98	ug/dL	5.1 - 14.28
Thyroid Stimulating Hormone (TSH)	4.35	μIU/mL	0.66 - 5.67

**Comments:-**

(i) Ethnicity, iodine intake, gender, age, body mass index and Exercise influences the reference range of Thyroid hormones and serum TSH concentrations.

(ii) Changes in Thyroid Hormones (especially T3) and TSH may be seen as early as 24 hours after the onset of non-thyroidal illness. (Poor nutrition/starvation, sepsis, burns, malignancy, myocardial infarction, post-surgery, and with chronic liver and renal disease)

(iii) Serum total T4 and T3 concentrations increase to approximately 150% of non-pregnant values – this occurs during the first half of pregnancy and is maintained thereafter until parturition. Free T4 concentrations also change during pregnancy: in the first trimester a transient rise is often observed.

(iv) Measurement of FT4 and FT3 is best avoided in patients receiving heparin therapy. (When indicated, blood sample should be taken 10 hours after the last injection of heparin, and analyzing it without delay, can reduce the risk of artifactual hyperthyroxinaemia.)

(v) Phenytoin, carbamazepine and furosemide cause artifactual increase in free T4 (FT4) and decrease in total T4.

**Dr. D. Prasad**  
M.D.(Pathologist)

\*\*\*\*\*END OF REPORT\*\*\*\*\*



Mr Pawan kumar Sahu

Age: 54 Years

Sex: Male

PID: 1628



Sample Collected At:

Ref. By: Dr. AJIT KUMAR (MD)



1847L45437

Registered: 24 Feb, 24 06:02 PM

Collected: 24 Feb, 24 06:15 PM

Reported: 24 Feb, 24 08:51 PM

Investigation Observed Value Unit Biological Reference Interval

(vi) Effect of drugs on Thyroid function test parameters :

Parameter Name	Unit	Age Group	Expected Values Women	Expected Values Men
T3	ng/mL	20 - 69	0.87 - 1.78	0.87 - 1.78
		First Trimester	1.05 - 2.3	0.73 - 2.88
		Second Trimester	1.29 - 2.62	0.8 - 2.75
		Third Trimester	1.35 - 2.62	0.86 - 2.65
		0 - 6 Days	0.73 - 2.88	0.92 - 2.48
		>6 Days - < 3 months	0.8 - 2.75	0.93 - 2.31
		>3 - < 12 months	0.86 - 2.65	0.91 - 2.18
		>1 - < 6 years	0.92 - 2.48	
		>6 - < 11 years	0.93 - 2.31	
		>11 - < 20 years	0.91 - 2.18	
		T4	ug/dL	20 - 69
First Trimester	7.33 - 14.8			5.04 - 18.5
Second Trimester	7.93 - 16.1			5.41 - 17.0
Third Trimester	6.95 - 15.7			5.67 - 16
0 - 6 Days	5.04 - 18.5			5.95 - 14.7
>6 Days - < 3 months	5.41 - 17.0			5.99 - 13.8
>3 - < 12 months	5.67 - 16			5.91 - 13.2
>1 - < 6 years	5.95 - 14.7			
>6 - < 11 years	5.99 - 13.8			
>11 - < 20 years	5.91 - 13.2			
TSH (Thyroid Stimulating Hormone)	μIU/ml			20 - 69
		First Trimester	0.33 - 4.59	0.72 - 11.0
		Second Trimester	0.35 - 4.1	0.73 - 8.35
		Third Trimester	0.21 - 3.15	0.7 - 5.97
		0 - 6 Days	0.7 - 15.2	0.6 - 4.84
		>6 Days - < 3 months	0.72 - 11.0	0.51 - 4.3
		>3 - < 12 months	0.73 - 8.35	
		>1 - < 6 years	0.7 - 5.97	
		>6 - < 11 years	0.6 - 4.84	
		>11 - < 20 years	0.51 - 4.3	

NOTE:- Kindly correlate clinically.

Dr. D. Prasad  
M.D.(Pathologist)

\*\*\*\*\*END OF REPORT\*\*\*\*\*

Contact : 9399951102

HOME  
COLLECTION

**Mr Pawan kumar Sahu**

Age: 54 Years

Sex: Male

PID: 1628



**Sample Collected At:**

Ref. By: **Dr. AJIT KUMAR (MD)**



1847L45437

Registered: 24 Feb, 24 06:02 PM

Collected: 24 Feb, 24 06:15 PM

Reported: 24 Feb, 24 08:51 PM

Investigation	Observed Value	Unit	Biological Reference Interval
PSA, Total	0.19	ng/mL	0 - 4



**Dr. D. Prasad**  
M.D.(Pathologist)

\*\*\*\*\*END OF REPORT\*\*\*\*\*





## USG WHOLE ABDOMEN REPORT

Name	Mr. PAWAN KUMAR SAHU	Age/sex	54 years / Male
Date	24-02-2024	UHID No	24021891

**LIVER** : Normal In Shape & Size

**Gall Bladder** : Normal ( Distended ) CBD 4.5 mm, Pv ; 2.8 mm

No evidence of IHBR Dilation

**Spleen & Pancreas** – Normal in Size / shape/texture

**Kidney** – No evidence of stone /any mass lesion seen right kidney 9.32 x 4.51 cm, left kidney 10.51 x 4.56 cm


**Prostate**: 3.07 x 3.78 x 3.06= 18.58 cc , normal in volume /texture

**Urinary bladder** ; normal wall thickness

### Impression

Normal Study

Dr. Aanand Banshal  
(MBBS Radiologist)







PATIENT NAME: PAWAN KUMAR SAHU	DATE: 24/02/2024
PATIENT ID: SRMH-24021891	AGE/SEX: 54Years/Male

## RADIOGRAPH CHEST PA VIEW.

### FINDINGS:

- Bilateral lung parenchyma is clear.
- Both apices free.
- Trachea in mid line.
- C T ratio within normal limits.
- Both hila are normal.
- Both costo & cardiophrenic angles are clear.
- Bony cage normal.
- Soft tissue appears normal.

IMPRESSION : No significant abnormality detected.



DR ANAND BANSAL  
MD DNB RADIODIAGNOSIS  
CONSULTANT RADIOLOGIST  
CGMC 2015/6359

Typist: HRITIK CHANDANKAR

This report is for perusal of the doctor only not the definitive diagnosis; findings have to be clinically correlated. This report is not for medico-legal purposes.

📍 Near Railway Under Bridge, Basant Vihar Gate No. 1, Gondwara Chowk,  
Gudhiyari, Raipur (Chhattisgarh)

☎ 0771-43 43 161, 0771-43 40 162, 📞 8404 8404 79

✉ shreeramhospital.op@gmail.com 🌐 www.srmhraipur.com







## ECHOCARDIOGRAPHY REPORT

Name	Mr. Pawan Kumar Sahu	Age / Sex	54 years / Male
Date	24-02-2024	UHID no	24021891

PULMOANRY VELOCITY ; 0.8 m/s

AORTIC VELOCITY : 1.12 m/s

TRICUSPID VELOCITY : 1.75 m/s

PASP: 16 mmHg + RAP

M-Measurement Value

Aorta	3.1	LVEDD	4.3
LA	3.6	IVSD	1.2
LVEF	60%	LVPWD	1.2

### FINAL IMPRESSION

- Mild LVH
- NO RWMA
- Normal LV Systolic Function
- LVEF >60%
- Grade II Diastolic Dysfunction
- Trace MR/TR, PASP 16 mmHg + RAP
- No Clot/PE / Vegetation



Dr. Nilhil Motiramani

( MBBS, MD,DM Card)



Clarity Medical TrueBeat 200 Ver2.2.6H

M 54Y 000Kg  
09:35 AM  
24/02/2024

AUTO 12LS BLC-Y

To be clinical correlated: HR = 63bpm

97% Sinus Rhythm  
41% Normal ECG

P	=	175 ms	QT/QTc	=	97%
QRS	=	395 ms	QT/RR	=	41%
PR	=	404 ms	QRS axis	=	40°
QT	=		P axis	=	-31°
QTc	=		T axis	=	22°

