



NABL & ISO 9001 : 2008 Certified
Wellness . Diagnostics
A Unit of Gian Life Care Limited



7/216 (6), Swaroop Nagar
(In Front of L.L.R. Hospital), Kanpur
Mob. : 8808051576
E-mail : reportsgpx@gmail.com
arunguptagpx@gmail.com

Gian Pathology and X-Ray

Pathology . Radiology

Gian Life Line - Health Checkup

Lab No.	: 012410260053	Reg No/BarcodeNo	: 854045/01692999
Patient Name	: Mrs.ANAMIKA	Reg. Date	: 26/Oct/2024 09:56AM
Age/Sex	: 37 Y / Female	Sample Taken Date	: 26/Oct/2024 10:47AM
Client Code/Name	: MEDIWHEEL FULL BODY CHECKUP	Report Date	: 26/Oct/2024 12:04PM
Referred By Doctor	: Dr. BANK OF BARODA		

BIOCHEMISTRY

MEDIWHEEL FEMALE BELOW 40

Test Name	Result	Unit	Biological Ref.Interval
<u>Blood Sugar (Fasting)</u>			
Blood Sugar Fasting Hexokinase	87	mg/dl	70 - 100
<u>Blood Sugar (PP)</u>			
Blood Sugar PP (2 Hr.) Hexokinase	106	mg/dL	70 - 140
<u>GAMMA GT/GGT</u>			
GAMMA GT / GGT	19	IU/l	9 - 36
Not in NABL Scope			
<u>BUN / BLOOD UREA NITROGEN</u>			
BLOOD UREA NITROGEN Urease	7.3	mg/dl	7.0 - 18.7
<u>CREATININE SERUM</u>			
CREATININE, Serum Kinetic Alkaline Picrate	0.58	mg/dl	0.50 - 1.20
<u>URIC ACID</u>			
URIC ACID, Serum Uricase	4.5	mg/dl	2.5 - 6.2



A Gupta

Dr. Arun Kumar Gupta
M.D. Chief Pathologist
(Reg No. 34930)



NABL & ISO 9001 : 2008 Certified
Wellness . Diagnostics
A Unit of Gian Life Care Limited



7/216 (6), Swaroop Nagar
(In Front of L.L.R. Hospital), Kanpur
Mob. : 8808051576
E-mail : reportsgpx@gmail.com
arunguptagpx@gmail.com

Gian Pathology and X-Ray

Pathology . Radiology

Gian Life Line - Health Checkup

Lab No.	: 012410260053	Reg No/BarcodeNo	: 854045/01692999
Patient Name	: Mrs.ANAMIKA	Reg. Date	: 26/Oct/2024 09:56AM
Age/Sex	: 37 Y / Female	Sample Taken Date	: 26/Oct/2024 10:47AM
Client Code/Name	: MEDIWHEEL FULL BODY CHECKUP	Report Date	: 26/Oct/2024 12:04PM
Referred By Doctor	: Dr. BANK OF BARODA		

BIOCHEMISTRY

MEDIWHEEL FEMALE BELOW 40

Test Name	Result	Unit	Biological Ref.Interval
LFT/LIVER FUNCTION TESTS			
BILIRUBIN TOTAL Diazonium Salt	0.41	mg/dl	0.10 - 1.20
BILIRUBIN DIRECT Diazo Reaction	0.17	mg/dl	0.0 - 0.5
BILIRUBIN INDIRECT Calculated	0.24	mg/dl	0.10 - 1.1
SGOT /AST Enzymatic (NADH(Without P-5-P))	23	U/L	5 - 34
SGPT /ALT Enzymatic (NADH(Without P-5-P))	17	U/L	0.0 - 55
Alk. Phosphatase, Serum Para-nitrophenyl phosphate	68	U/L	46 - 122
PROTEIN TOTAL Biuret	7.5	g/dl	6.4 - 8.3
ALBUMIN BCG	4.2	g/dl	3.5 - 5.0
GLOBULIN Calculated	3.3	g/dl	2.3 - 3.5
A/G RATIO Calculated	1.27	Ratio	1.5 - 2.5



A Gupta

Dr. Arun Kumar Gupta
M.D. Chief Pathologist
(Reg No. 34930)



NABL & ISO 9001 : 2008 Certified
Wellness . Diagnostics
A Unit of Gian Life Care Limited



7/216 (6), Swaroop Nagar
(In Front of L.L.R. Hospital), Kanpur
Mob. : 8808051576
E-mail : reportsgpx@gmail.com
arunguptagpx@gmail.com

Gian Pathology and X-Ray

Pathology . Radiology

Gian Life Line - Health Checkup

Lab No. :	012410260053	Reg No/BarcodeNo :	854045/01692999
Patient Name :	Mrs.ANAMIKA	Reg. Date :	26/Oct/2024 09:56AM
Age/Sex :	37 Y / Female	Sample Taken Date :	26/Oct/2024 10:47AM
Client Code/Name :	MEDIWHEEL FULL BODY CHECKUP	Report Date :	26/Oct/2024 12:04PM
Referred By Doctor :	Dr. BANK OF BARODA		

BIOCHEMISTRY

MEDIWHEEL FEMALE BELOW 40

Test Name	Result	Unit	Biological Ref.Interval
Lipid Profile			
CHOLESTEROL TOTAL Enzymetic	176	mg/dl	Desirable: <200 Boderline High: 200 – 239 High : ≥240
TRIGLYCERIDES GPO	69	mg/dl	Normal <150 Boderline High: 150 – 199 High : 200 – 499 Very High: ≥500
HDL CHOLESTEROL Accelerator Selective Detergent	50	mg/dl	40 - 60
LDL CHOLESTEROL Calculated	112.2	mg/dl	100 - 130
VLDL CALCULATED Calculated	13.8	mg/dl	13 - 36
CHOL/ HDL RATIO Calculated	3.52	Ratio	Less than 4.0
LDL / HDL RATIO	2.24		3.3 - 4.4 (Low Risk) 4.4-7.1 (Average Risk) 7.1-11.0 (Moderate Risk)

Ratio of LDL to HDL

Risk	Men	Women
Very low (1/2 average)	1	1.5
Average risk	3.6	3.2
Moderate risk (2x average)	6.3	5.0
High risk (3x risk)	8	6.1

HDL levels have an inverse relationship with coronary heart disease. The ability of **HDL** to predict the development of coronary atherosclerosis has been estimated to be four times greater than **LDL** and eight times greater than **TC**. Treatment is recommended for those with a **HDL** level below 40 mg/dL. An **HDL** of 60 mg/dL is considered protection against heart disease.

Preparation:

Blood should be collected after a 12-hour fast (no food or drink, except water). For the most accurate results, wait at least 2 months after a heart attack, surgery, infection, injury or pregnancy to check Lipid Profile.

BUN/CREATININE RATIO

BLOOD UREA NITROGEN Urease	7.3	mg/dl	7.0 - 18.7
CREATININE, Serum Kinetic Alkaline Picrate	0.58	mg/dl	0.50 - 1.20
Ratio	12.59	mg/dl	5 - 20



A Gupta

Dr. Arun Kumar Gupta
M.D. Chief Pathologist
(Reg No. 34930)



NABL & ISO 9001 : 2008 Certified
Wellness . Diagnostics
 A Unit of Gian Life Care Limited



7/216 (6), Swaroop Nagar
 (In Front of L.L.R. Hospital), Kanpur
 Mob. : 8808051576
 E-mail : reportsgpx@gmail.com
 arunguptagpx@gmail.com

Gian Pathology and X-Ray

Pathology . Radiology

Gian Life Line - Health Checkup

Lab No.	: 012410260053	Reg No/BarcodeNo	: 854045/01692999
Patient Name	: Mrs.ANAMIKA	Reg. Date	: 26/Oct/2024 09:56AM
Age/Sex	: 37 Y / Female	Sample Taken Date	: 26/Oct/2024 10:47AM
Client Code/Name	: MEDIWHEEL FULL BODY CHECKUP	Report Date	: 26/Oct/2024 12:04PM
Referred By Doctor	: Dr. BANK OF BARODA		

BIOCHEMISTRY

MEDIWHEEL FEMALE BELOW 40

Test Name	Result	Unit	Biological Ref.Interval
-----------	--------	------	-------------------------



A Gupta

Dr. Arun Kumar Gupta
 M.D. Chief Pathologist
 (Reg No. 34930)



NABL & ISO 9001 : 2008 Certified
Wellness . Diagnostics
A Unit of Gian Life Care Limited



7/216 (6), Swaroop Nagar
(In Front of L.L.R. Hospital), Kanpur
Mob. : 8808051576
E-mail : reportsgpx@gmail.com
arunguptagpx@gmail.com

Gian Pathology and X-Ray

Pathology . Radiology

Gian Life Line - Health Checkup

Lab No. :	012410260053	Reg No/BarcodeNo :	854045/01692999
Patient Name :	Mrs.ANAMIKA	Reg. Date :	26/Oct/2024 09:56AM
Age/Sex :	37 Y / Female	Sample Taken Date :	26/Oct/2024 04:55PM
Client Code/Name :	MEDIWHEEL FULL BODY CHECKUP	Report Date :	26/Oct/2024 07:03PM
Referred By Doctor :	Dr. BANK OF BARODA		

CLINICAL PATHOLOGY

MEDIWHEEL FEMALE BELOW 40

Test Name	Result	Unit	Biological Ref.Interval
-----------	--------	------	-------------------------

MEDIWHEEL FEMALE BELOW 40

URINE SUGAR (F)

URINE SUGAR (F) NIL

(*Not in NABL Scope*)

URINE ROUTINE EXAMINATION

Method -Dipstick And Microscopy

PHYSICAL EXAMINATION

COLOUR	STRAW		
SPECIFIC GRAVITY (Based on pka change)	1.020		1.001 - 1.030
pH (methylred/Bromothymol blue method)	6.0		4.6 - 8.0
TURBIDITY	ABSENT		
Deposit (UR)	ABSENT		

Chemical

PROTEIN	NIL		Nil
<small>Dipstick/Tetra bromophenol blue/ Heat & Acid Test method).</small>			
GLUCOSE (Oxidase Peroxidase method)	NIL		Nil
KETONE (Nitroprusside Method)	NEGATIVE		Nil
BILL PIGMENT (Diazo Method)	NEGATIVE		Negative
UROBILINOGEN (Ehrlich reaction)	NEGATIVE		Normal
Nitrite (Based on presence of bacteria)	NEGATIVE		Negative
Leucocyte Esterase (Esterase Diazonium Method)	NEGATIVE		Negative
BLOOD	PRESENT		Negative

After Centrifugation at 2500 R.P.M. For 5 Minutes

MICROSCOPIC EXAMINATION

RBC (Microscopic)	1-2	per HPF	
PUS CELLS (Microscopic)	2-4	Per HPF	0 - 5 WBC/hpf
EPITHELIAL CELLS (Microscopic)	10-15	Per HPF	
CASTS (Microscopic)	NIL	Per LPF	
CRYSTALS (Microscopic)	NIL		
Amorphous Material (Microscopic)	Nil		Nil
BACTERIA (Microscopic)	NIL	Per HPF	0-0



A Gupta

Dr. Arun Kumar Gupta
M.D. Pathologist



NABL & ISO 9001 : 2008 Certified
Wellness . Diagnostics
 A Unit of Gian Life Care Limited



7/216 (6), Swaroop Nagar
 (In Front of L.L.R. Hospital), Kanpur
 Mob. : 8808051576
 E-mail : reportsgpx@gmail.com
 arunguptagpx@gmail.com

Gian Pathology and X-Ray

Pathology . Radiology

Gian Life Line - Health Checkup

Lab No.	: 012410260053	Reg No/BarcodeNo	: 854045/01692999
Patient Name	: Mrs.ANAMIKA	Reg. Date	: 26/Oct/2024 09:56AM
Age/Sex	: 37 Y / Female	Sample Taken Date	: 26/Oct/2024 04:55PM
Client Code/Name	: MEDIWHEEL FULL BODY CHECKUP	Report Date	: 26/Oct/2024 07:03PM
Referred By Doctor	: Dr. BANK OF BARODA		

CLINICAL PATHOLOGY

MEDIWHEEL FEMALE BELOW 40

Test Name	Result	Unit	Biological Ref.Interval
URINE SUGAR (PP)			
URINE SUGAR (PP)	NIL		

(*Not in NABL Scope*)



A Gupta

Dr. Arun Kumar Gupta
 M.D. Pathologist



NABL & ISO 9001 : 2008 Certified
Wellness . Diagnostics
A Unit of Gian Life Care Limited



7/216 (6), Swaroop Nagar
(In Front of L.L.R. Hospital), Kanpur
Mob. : 8808051576
E-mail : reportsgpx@gmail.com
arunguptagpx@gmail.com

Gian Pathology and X-Ray

Pathology . Radiology

Gian Life Line - Health Checkup

Lab No. :	012410260053	Reg No/BarcodeNo :	854045/01692999
Patient Name :	Mrs.ANAMIKA	Reg. Date :	26/Oct/2024 09:56AM
Age/Sex :	37 Y / Female	Sample Taken Date :	26/Oct/2024 10:53AM
Client Code/Name :	MEDIWHEEL FULL BODY CHECKUP	Report Date :	26/Oct/2024 12:38PM
Referred By Doctor :	Dr. BANK OF BARODA		

HAEMATOLOGY

MEDIWHEEL FEMALE BELOW 40

Test Name	Result	Unit	Biological Ref.Interval
MEDIWHEEL FEMALE BELOW 40			
CBC / COMPLETE BLOOD COUNT			
HEMOGLOBIN (Hb) Photometry Cyanide Free	11.50	g/dl	12.0 - 15.0
TLC Impedence	8620	/cumm	4000-10000
DLC (%)			
NEUTROPHIL DHSS/Microscopic	66	%	40-80
LYMPHOCYTE DHSS/Microscopic	26	%	24-44
EOSINOPHIL DHSS/Microscopic	2	%	01-06
MONOCYTE DHSS/Microscopic	6	%	3-6
Platelet Impedance/Microscopic	379	10 ³ /μL	140 - 440
RBC COUNT Impedance	4.32	10 ⁶ /μL	3.8 - 5.5
PCV (HCT) Numeric Integration	35.6	%	36-46
MCV Calculated	82.2	fL	83-91
MCH Calculated	26.6	pg	27-32
MCHC Calculated	32.3	g/dL	31.5-34.5
RDW-CV Calculated	15.0	%	11.6 - 14.0
ABSOLUTE NEUTROPHIL COUNT DHSS/Calculated	5.69	10 ³ /μL	2.00-7.00
ABSOLUTE LYMPHOCYTE COUNT DHSS/Calculated	2.24	10 ³ /μL	1.0-3.0
ABSOLUTE MONOCYTE COUNT DHSS/Calculated	0.52	10 ³ /μL	0.020-1.0
ABSOLUTE EOSINOPHIL COUNT DHSS/Calculated	0.17	10 ³ /μL	0.02 - 0.50
N/L Ratio	2.54	Ratio	Normal: 1 - 3 Mildly High: 4 - 6 Moderately High: 7 - 9 Severly High: >9.0



A Gupta

Dr. Arun Kumar Gupta
M.D. Chief Pathologist
(Reg No. 34930)



NABL & ISO 9001 : 2008 Certified
Wellness . Diagnostics
A Unit of Gian Life Care Limited



7/216 (6), Swaroop Nagar
(In Front of L.L.R. Hospital), Kanpur
Mob. : 8808051576
E-mail : reportsgpx@gmail.com
arunguptagpx@gmail.com

Gian Pathology and X-Ray

Pathology . Radiology

Gian Life Line - Health Checkup

Lab No.	: 012410260053	Reg No/BarcodeNo	: 854045/01692999
Patient Name	: Mrs.ANAMIKA	Reg. Date	: 26/Oct/2024 09:56AM
Age/Sex	: 37 Y / Female	Sample Taken Date	: 26/Oct/2024 10:53AM
Client Code/Name	: MEDIWHEEL FULL BODY CHECKUP	Report Date	: 26/Oct/2024 02:33PM
Referred By Doctor	: Dr. BANK OF BARODA		

HAEMATOLOGY

MEDIWHEEL FEMALE BELOW 40

Test Name	Result	Unit	Biological Ref.Interval
-----------	--------	------	-------------------------

MEDIWHEEL FEMALE BELOW 40

ESR WESTERGREN (Automated)

ESR WESTERGREN (Automated) WESTERGREN	12	mm	0 - 14
---	----	----	--------

Not in NABL Scope

ABO Rh / BLOOD GROUP Tube Agglutination (FORWARD & REVERSE Method)

BLOOD GROUP / ABO-RH

ABO	O	.	-
Reverse & Forward			
Rh	POSITIVE	.	-
Reverse & Forward			

HbA1C/GLYCATED HEMOGLOBIN/GHB

HBA1C/GLYCATED HEMOGLOBIN	5.3	%
Average of Glucose Level	105.41	mg/dl

Test is done by HPLC method (Gold Standard) D-10 Analyzer.

Expected Values :-

Test	Normal Range	
HbA1c	Non Diabetic:	4.0% - 6.0%
	Good Control:	6.1% - 8.0%
	Poor Control:	8.1% - 9.0 %
	Unsatisfactory:	> 9 %

To convert an A1c to the new average mean blood glucose, use this formula:

$$eAG(mg/dl) = (28.7 \times HbA1c) - 46.7$$

Not in NABL Scope



A Gupta

Dr. Arun Kumar Gupta
M.D. Chief Pathologist
(Reg No. 34930)



NABL & ISO 9001 : 2008 Certified
Wellness . Diagnostics
A Unit of Gian Life Care Limited



7/216 (6), Swaroop Nagar
(In Front of L.L.R. Hospital), Kanpur
Mob. : 8808051576
E-mail : reportsgpx@gmail.com
arunguptagpx@gmail.com

Gian Pathology and X-Ray

Pathology . Radiology

Gian Life Line - Health Checkup

Lab No.	: 012410260053	Reg No/BarcodeNo	: 854045/01692999
Patient Name	: Mrs.ANAMIKA	Reg. Date	: 26/Oct/2024 09:56AM
Age/Sex	: 37 Y / Female	Sample Taken Date	: 26/Oct/2024 10:47AM
Client Code/Name	: MEDIWHEEL FULL BODY CHECKUP	Report Date	: 26/Oct/2024 02:14PM
Referred By Doctor	: Dr. BANK OF BARODA		

IMMUNOASSAY

MEDIWHEEL FEMALE BELOW 40

Test Name	Result	Unit	Biological Ref.Interval
MEDIWHEEL FEMALE BELOW 40			
<u>T3 / TRIDOTHYRONINE TOTAL</u>			
T3 TOTAL CLIA	0.74	ng/mL	0.35 - 1.93
<u>T4 / THYROXIN TOTAL</u>			
T4 TOTAL CLIA	8.55	µg/dl	4.50 - 10.9

Increased levels are seen in graves disease cancer of thyroid as symptoms of hyperthyroidism.Low levels are seen in hypothyroidism whose symptoms are myoxyedema hashmito disease and pituitary disorders



A Gupta

Dr. Arun Kumar Gupta
M.D. Chief Pathologist
(Reg No. 34930)



NABL & ISO 9001 : 2008 Certified
Wellness . Diagnostics
A Unit of Gian Life Care Limited



7/216 (6), Swaroop Nagar
(In Front of L.L.R. Hospital), Kanpur
Mob. : 8808051576
E-mail : reportsgpx@gmail.com
arunguptagpx@gmail.com

Gian Pathology and X-Ray

Pathology . Radiology

Gian Life Line - Health Checkup

Lab No.	: 012410260053	Reg No/BarcodeNo	: 854045/01692999
Patient Name	: Mrs.ANAMIKA	Reg. Date	: 26/Oct/2024 09:56AM
Age/Sex	: 37 Y / Female	Sample Taken Date	: 26/Oct/2024 10:47AM
Client Code/Name	: MEDIWHEEL FULL BODY CHECKUP	Report Date	: 26/Oct/2024 02:14PM
Referred By Doctor	: Dr. BANK OF BARODA		

IMMUNOASSAY

MEDIWHEEL FEMALE BELOW 40

Test Name	Result	Unit	Biological Ref.Interval
-----------	--------	------	-------------------------

MEDIWHEEL FEMALE BELOW 40

TSH (Thyroid Stimulating Hormone)

TSH (ECLIA) CLIA	2.33	µIU/ml	0.35 - 5.50
---------------------	------	--------	-------------

NOTE:

Guidelines for interpretation of abnormal thyroid function test.

TSH	T4/FT4	T3/FT3	Interpretation
High	Normal Normal	Mild(subclinical)	Hypothyroidism.
High	Low	Low/Normal	Hypothyroidism
Low	Normal Normal	Mild (subclinical)	Hyperthyroidism.
Low	High/Normal	High/Normal	Hyperthyroidism
Low	Low/Normal	Low/Normal	Rare pituitary(secondary)Hypothyroidism



A Gupta

Dr. Arun Kumar Gupta
M.D. Chief Pathologist
(Reg No. 34930)



NABL & ISO 9001 : 2008 Certified
Wellness . Diagnostics
 A Unit of Gian Life Care Limited



7/216 (6), Swaroop Nagar
 (In Front of L.L.R. Hospital), Kanpur
 Mob. : 8808051576
 E-mail : reportsgpx@gmail.com
 arunguptagpx@gmail.com

Gian Pathology and X-Ray

Pathology . Radiology

Gian Life Line - Health Checkup

Lab No.	: 012410260053	Reg No/BarcodeNo	: 854045/01692999
Patient Name	: Mrs.ANAMIKA	Reg. Date	: 26/Oct/2024 09:56AM
Age/Sex	: 37 Y / Female	Sample Taken Date	: 26/Oct/2024 09:56AM
Client Code/Name	: MEDIWHEEL FULL BODY CHECKUP	Report Date	: 26/Oct/2024 02:35PM
Referred By Doctor	: Dr. BANK OF BARODA		

X-RAY

MEDIWHEEL FEMALE BELOW 40

MEDIWHEEL FEMALE BELOW 40

X RAY CHEST PA VIEW

DIAPHRAGMS ARE NORMAL
 COSTOPHRENIC ANGLES ARE CLEAR
 CARDIAC SHADOW IS NORMAL
 HILAR SHADOWS ARE HEAVY
 ACCENTUATED MARKINGS SEEN
 NO PARENCHYMAL LESION IS NOTED
 ACTIVE DISEASE OF LUNGS OR PLEURA IS NOT INDICATED

DR.S.KHURANA
MBBS. DMRE

*** End Of Report ***





Stage	Time	Duration	Belt Speed (mph)	Elevation	METs	Rate	BP	RPP	PVC	Comments
Supine	00:49	0:01	00.0	00.0	01.0	66	120/80	079	00	
Standing	01:00	0:01	00.0	00.0	01.0	84	120/80	100	00	
HV	01:07	0:01	00.0	00.0	01.0	085	120/80	102	00	
ExStart	01:23	0:01	00.0	00.0	01.0	102	120/80	122	01	
BRUCE Stage 1	04:23	3:00	01.7	10.0	04.7	155	130/84	201	00	
BRUCE Stage 2	07:23	3:00	02.5	12.0	07.1	167	140/88	233	02	
PeakEx	08:31	1:08	03.4	14.0	08.3	178	140/88	249	03	
Recovery	09:30	1:00	00.0	00.0	01.2	180	136/86	244	00	
Recovery	10:30	2:00	00.0	00.0	01.0	130	132/84	171	00	
Recovery	11:27	2:56	00.0	00.0	01.0	119	132/84	157	00	

Findings :

Exercise Time : 07:09
Max HR Attained : 180 bpm 98% of Target 183
Max BP Attained : 140/88
Max WorkLoad Attained : 8.3 Fair response to induced stress
Max ST Dep Lead & Value : II & -2.6 mm
Duke Treadmill Score : 11.5
Test Objective : For Testing
History : Nil
Test End Reasons : Fatigue

Doctor : DR. KUSH KUMAR TYAGI D.M.



Report :

Sample Name: Stress Test Graded Exercise Treadmill
Description: .

INDICATIONS: R/O CAD.

PROCEDURE DONE: Graded exercise treadmill stress test.

STRESS ECG RESULTS:

FAIR EXERCISE TOLERANCE, ADEQUATE B.P. RESPONSE, THR 98% ACHIEVED,
NO CHEST PAIN / DYSPNOEA, NO SIGNIFICANT ST-T CHANGES DURING EXERCISE
AND RECOVERY. NO ARRHYTHAEMIA.

TEST IS NEGATIVE FOR STRESS INDUCED REVERSIBLE MYOCARDIAL ISCHEMIA.

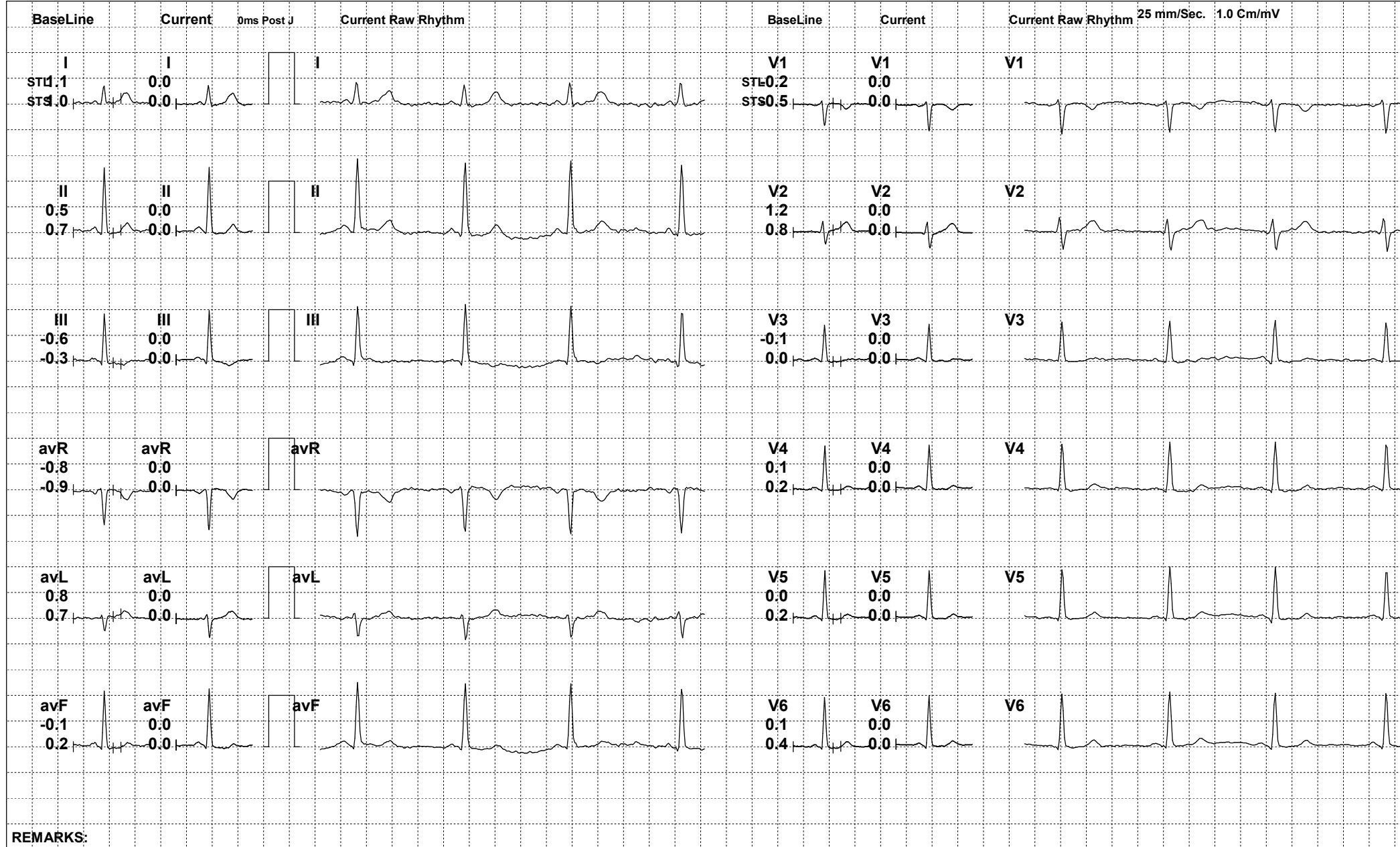
Doctor : DR. KUSH KUMAR TYAGI D.M.



834958 (854045) / ANAMIKA / 37 Yrs / F

Date: 26-Oct-2024 11:49:23 AM METS: 1.0/ 66 bpm 36% of THR BP: 120/80 mmHg Raw ECG/ BLC On/ Notch On/ HF 0.05 Hz/LF 100 Hz

ExTime: 00:47 0.0 mph, 0.0%



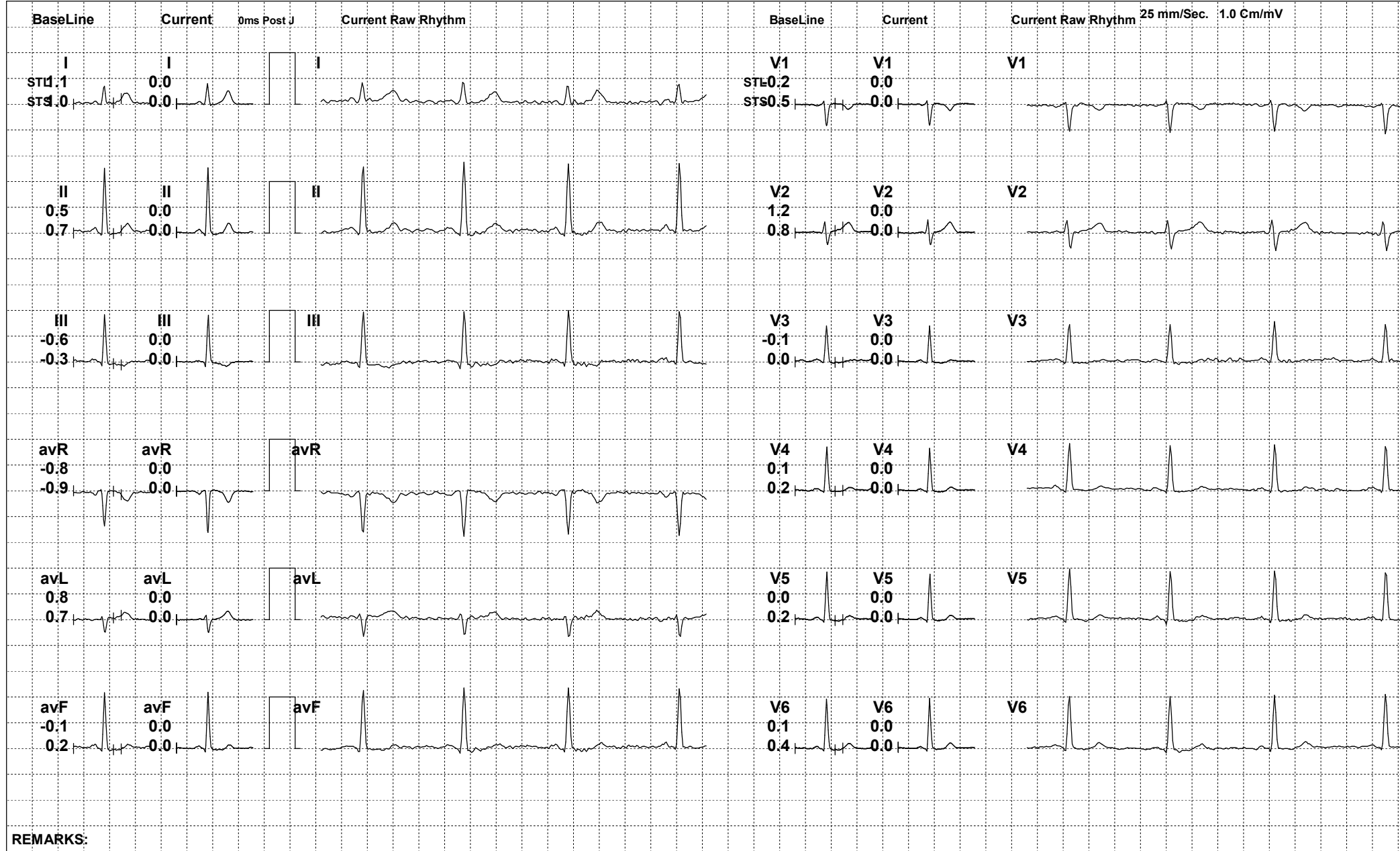
REMARKS:



834958 (854045) / ANAMIKA / 37 Yrs / F

Date: 26-Oct-2024 11:49:23 AM METS: 1.0/ 84 bpm 45% of THR BP: 120/80 mmHg Raw ECG/ BLC On/ Notch On/ HF 0.05 Hz/LF 100 Hz

ExTime: 00:58 0.0 mph, 0.0%

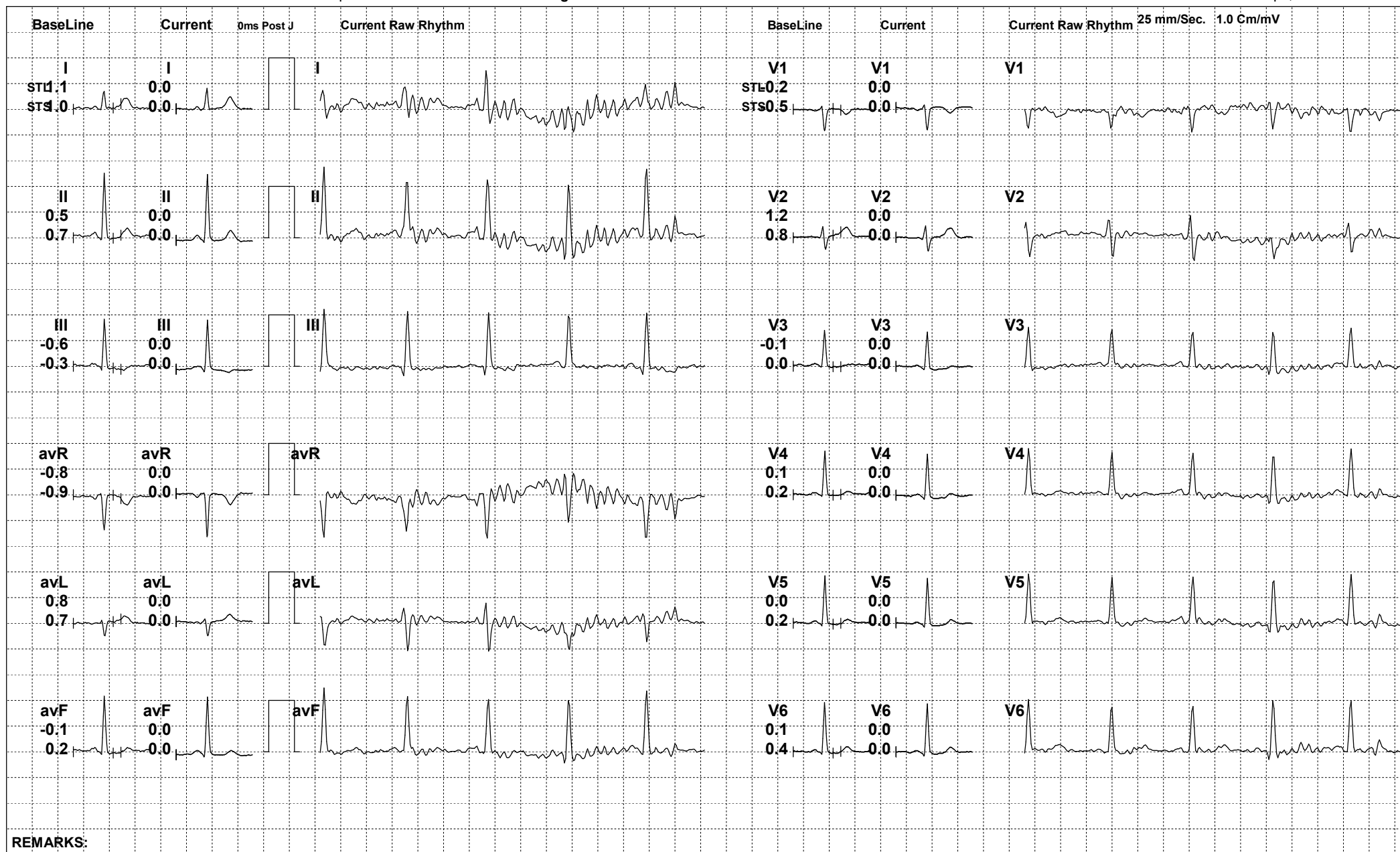




834958 (854045) / ANAMIKA / 37 Yrs / F

Date: 26-Oct-2024 11:49:23 AM METS: 1.0/ 85 bpm 46% of THR BP: 120/80 mmHg Raw ECG/ BLC On/ Notch On/ HF 0.05 Hz/LF 100 Hz

ExTime: 01:05 0.0 mph, 0.0%

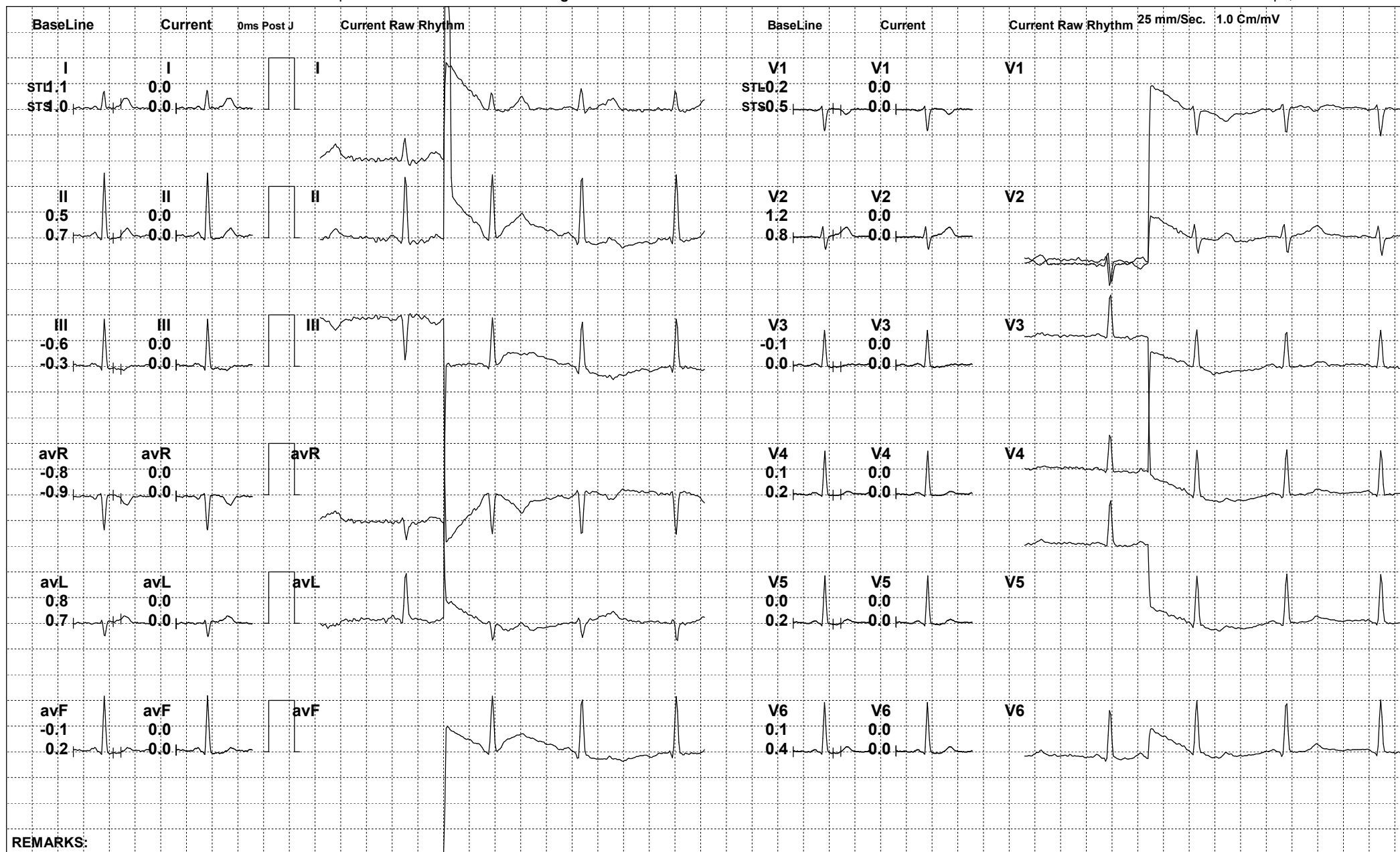




834958 (854045) / ANAMIKA / 37 Yrs / F

Date: 26-Oct-2024 11:49:23 AM METS: 1.0/ 95 bpm 51% of THR BP: 120/80 mmHg Raw ECG/ BLC On/ Notch On/ HF 0.05 Hz/LF 100 Hz

ExTime: 01:21 0.0 mph, 0.0%

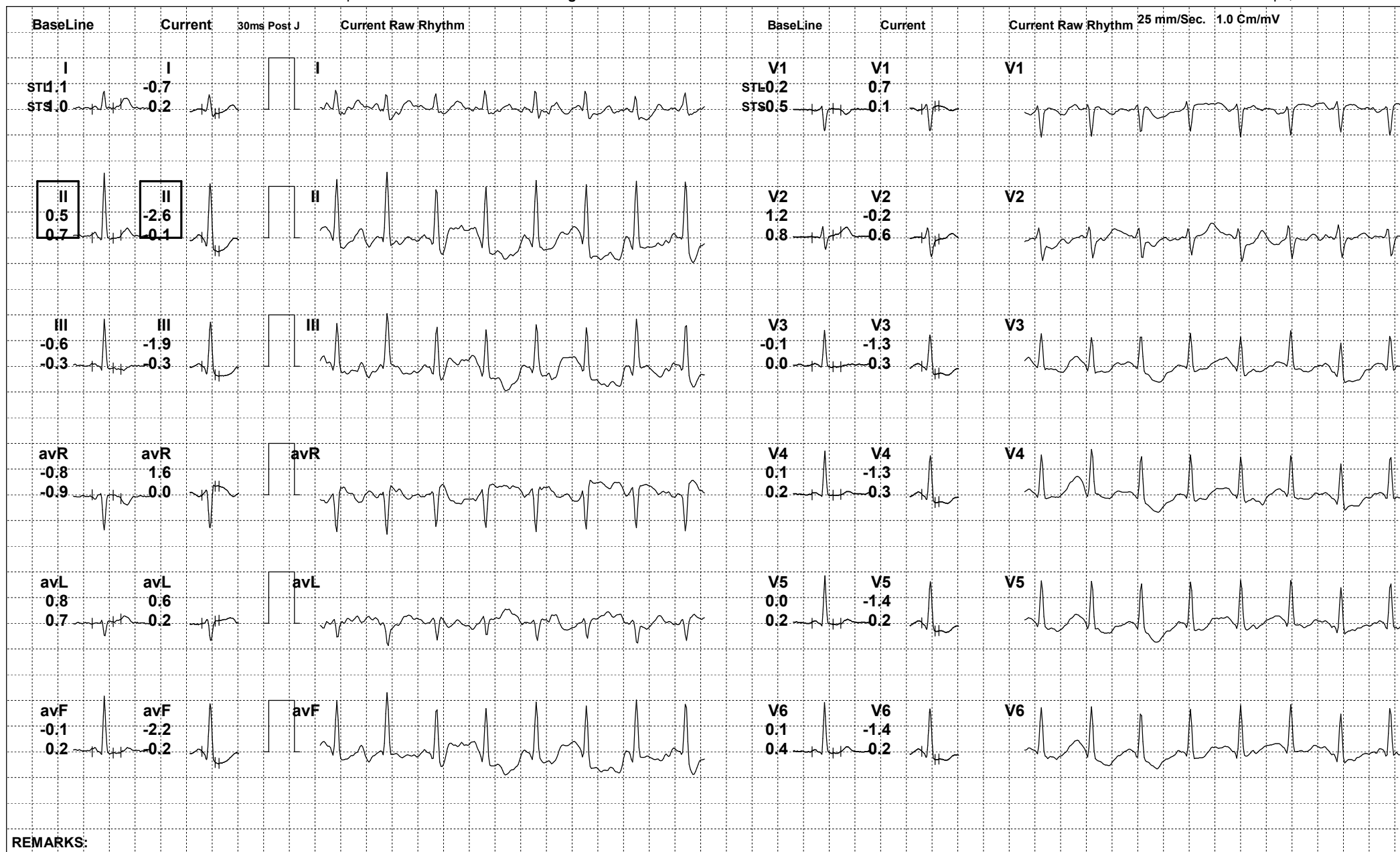




834958 (854045) / ANAMIKA / 37 Yrs / F

Date: 26-Oct-2024 11:49:23 AM METS: 4.7/ 155 bpm 84% of THR BP: 130/84 mmHg Raw ECG/ BLC On/ Notch On/ HF 0.05 Hz/LF 100 Hz

ExTime: 03:00 1.7 mph, 10.0%



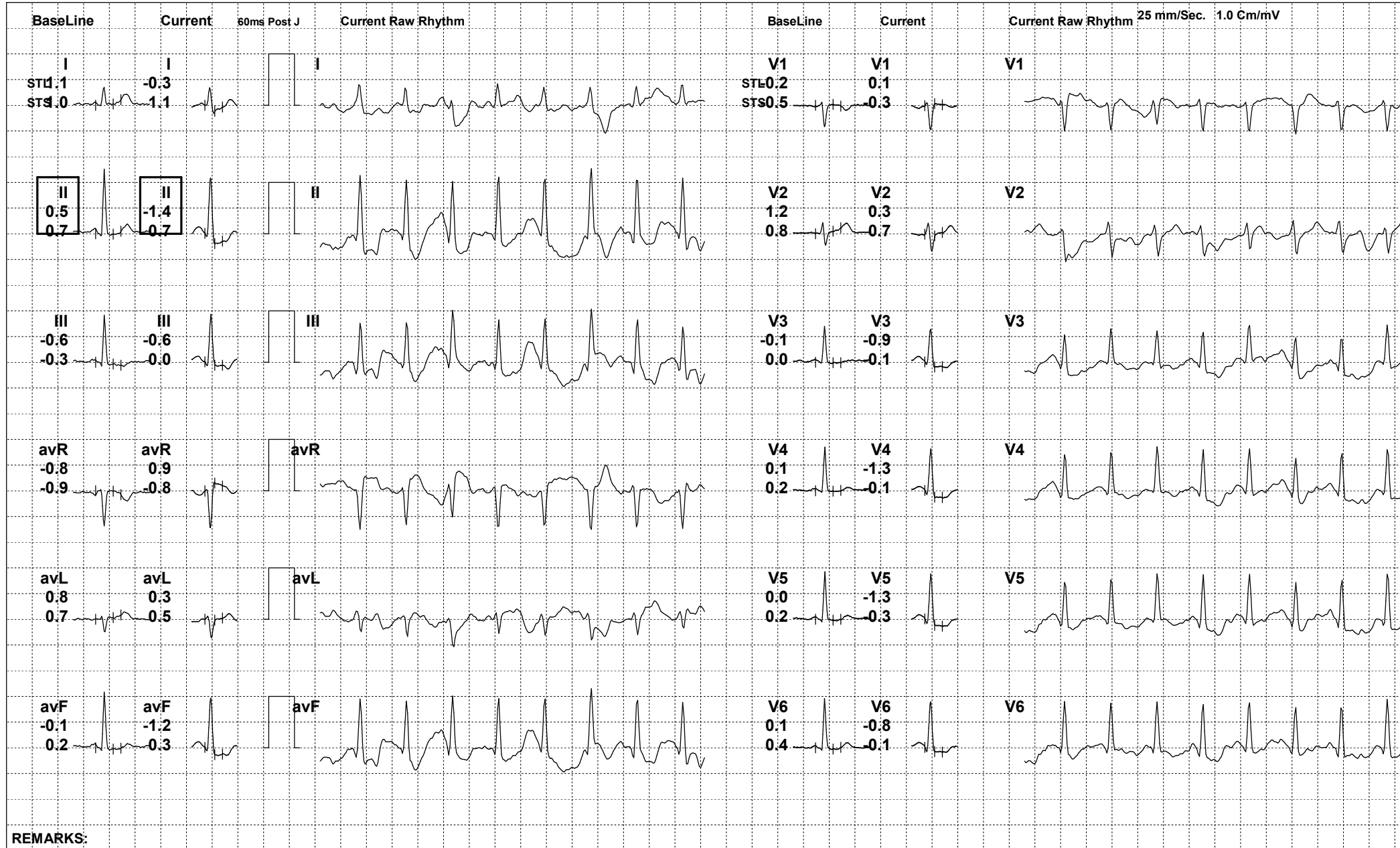
REMARKS:



834958 (854045) / ANAMIKA / 37 Yrs / F

Date: 26-Oct-2024 11:49:23 AM METS: 7.1/ 167 bpm 91% of THR BP: 140/88 mmHg Raw ECG/ BLC On/ Notch On/ HF 0.05 Hz/LF 100 Hz

ExTime: 06:00 2.5 mph, 12.0%



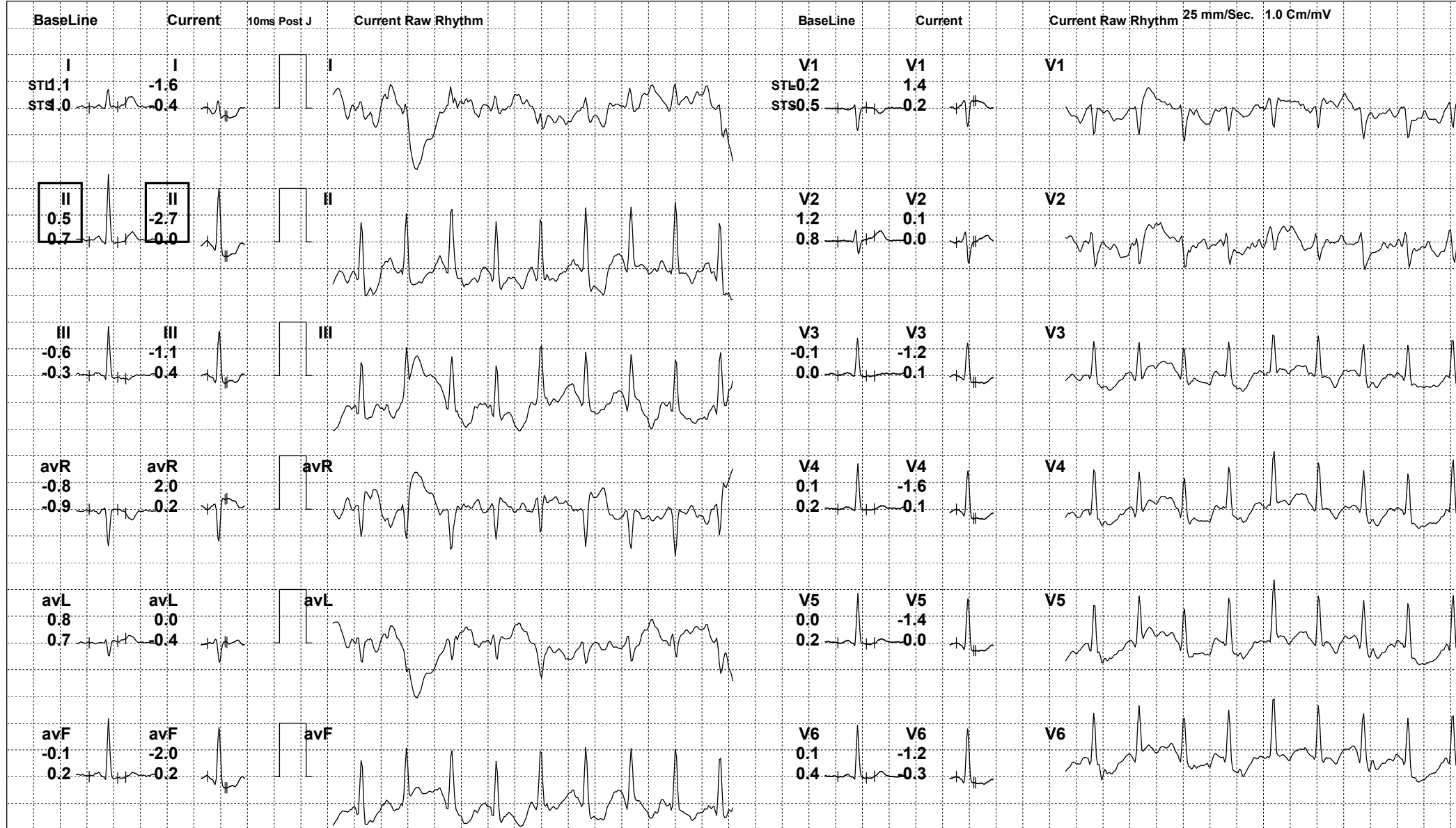
REMARKS:



834958 (854045) / ANAMIKA / 37 Yrs / F

Date: 26-Oct-2024 11:49:23 AM METS: 8.3/ 178 bpm 97% of THR BP: 140/88 mmHg Raw ECG/ BLC On/ Notch On/ HF 0.05 Hz/LF 100 Hz

ExTime: 07:08 3.4 mph, 14.0%



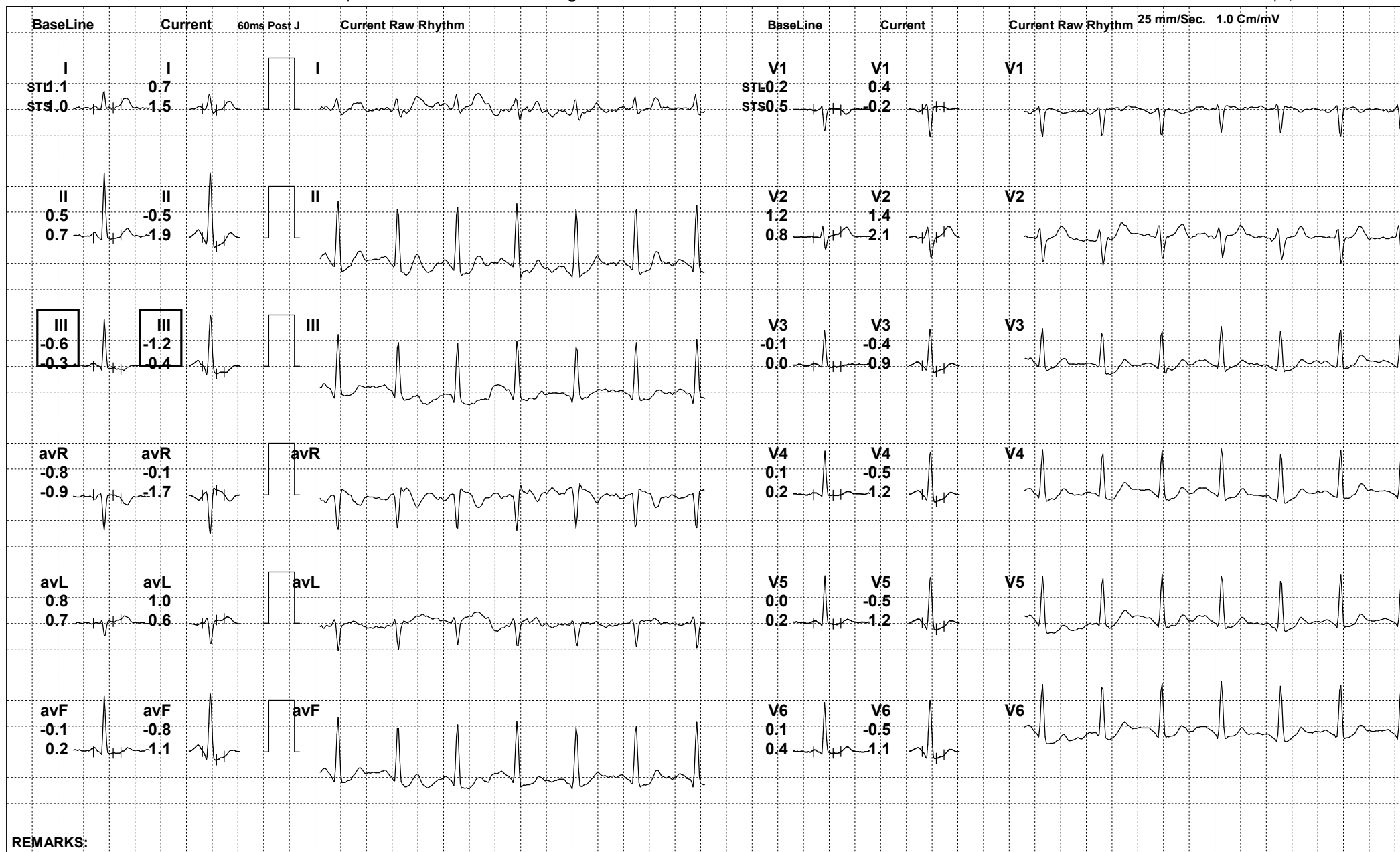
REMARKS:



834958 (854045) / ANAMIKA / 37 Yrs / F

Date: 26-Oct-2024 11:49:23 AM METS: 1.2/ 129 bpm 70% of THR BP: 136/86 mmHg Raw ECG/ BLC On/ Notch On/ HF 0.05 Hz/LF 100 Hz

ExTime: 07:09 0.0 mph, 0.0%



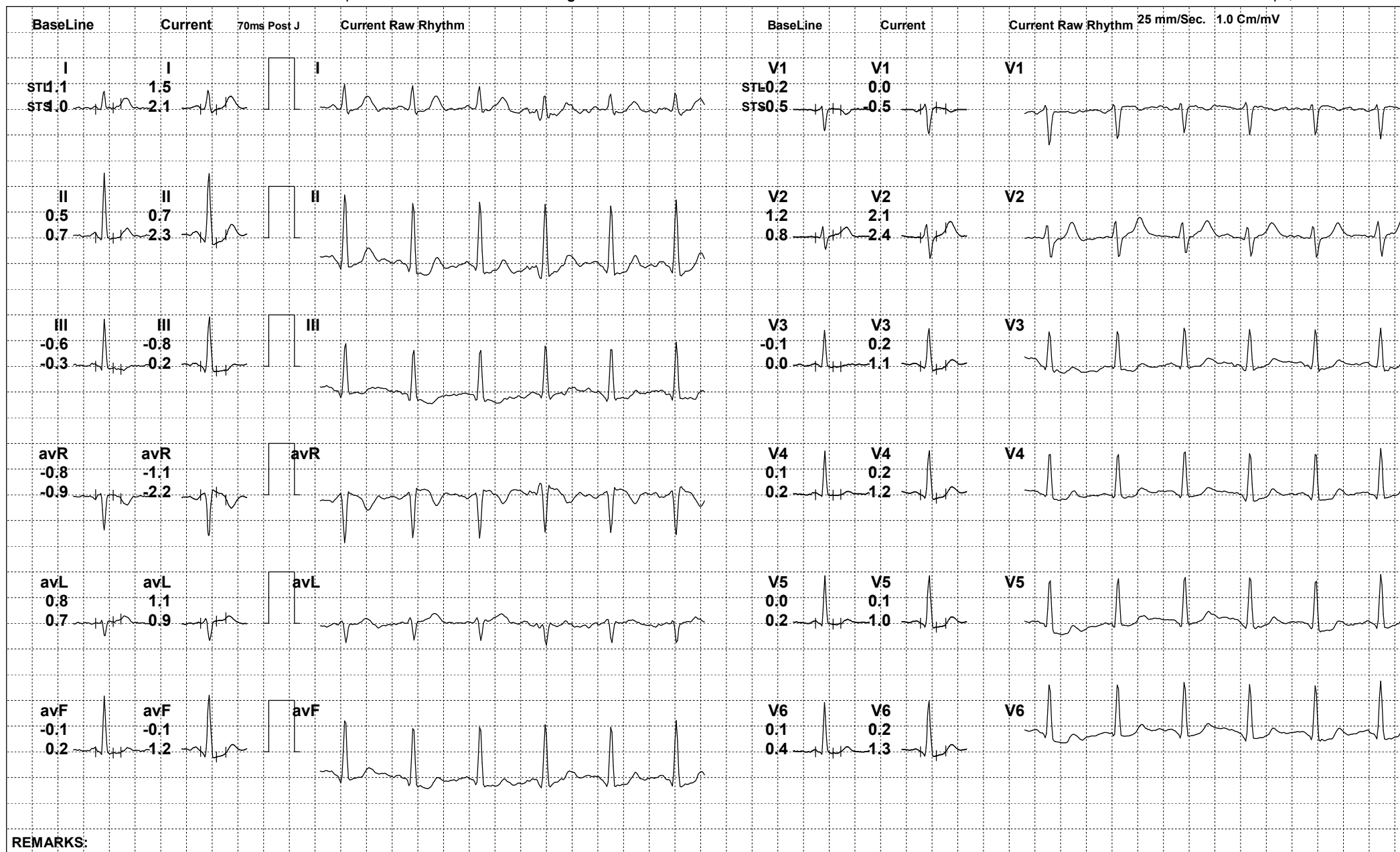
REMARKS:



834958 (854045) / ANAMIKA / 37 Yrs / F

Date: 26-Oct-2024 11:49:23 AM METS: 1.0/ 117 bpm 63% of THR BP: 132/84 mmHg Raw ECG/ BLC On/ Notch On/ HF 0.05 Hz/LF 100 Hz

ExTime: 07:09 0.0 mph, 0.0%



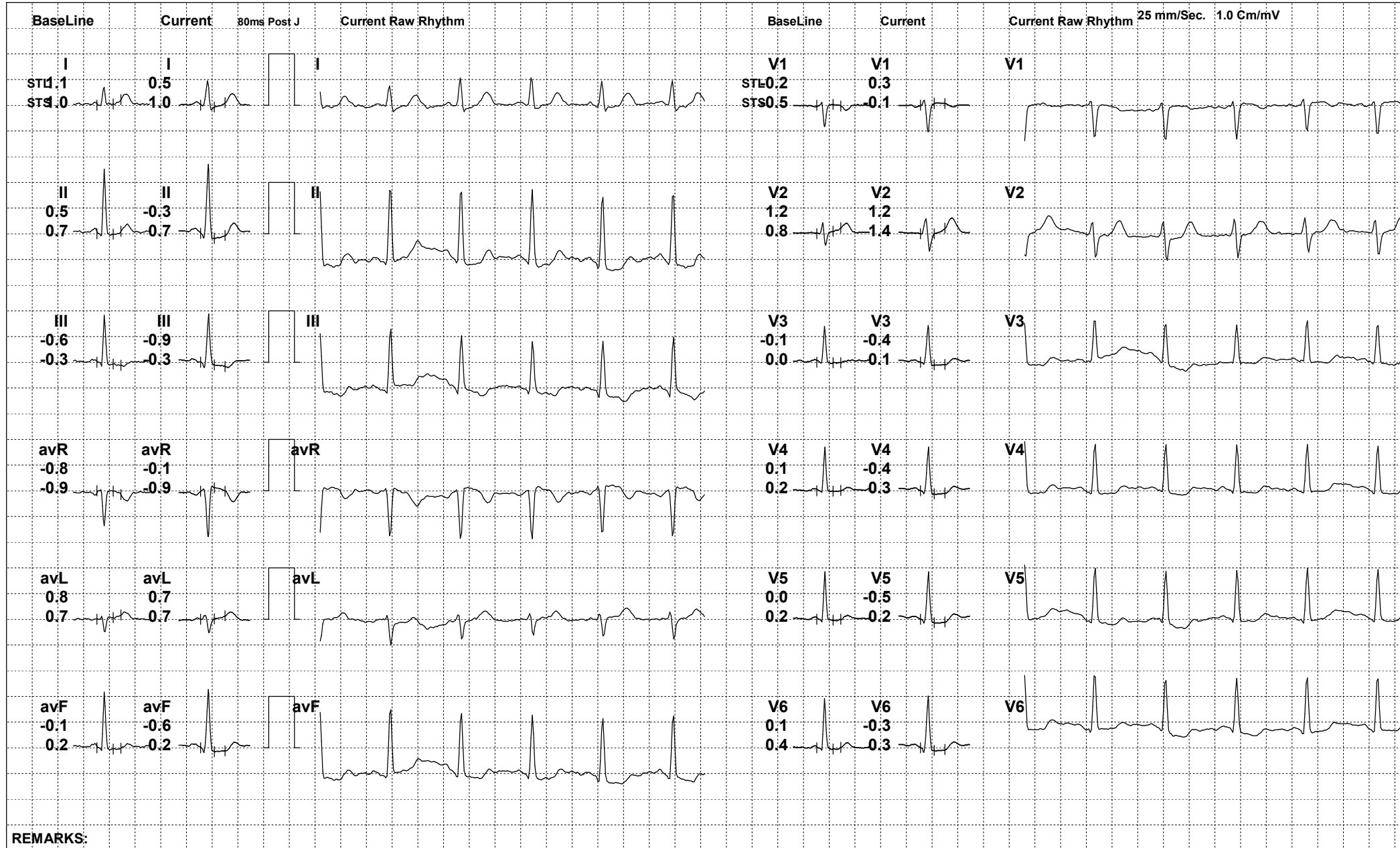
REMARKS:



834958 (854045) / ANAMIKA / 37 Yrs / F

Date: 26-Oct-2024 11:49:23 AM METS: 1.0/ 108 bpm 59% of THR BP: 132/84 mmHg Raw ECG/ BLC On/ Notch On/ HF 0.05 Hz/LF 100 Hz


ExTime: 07:09 0.0 mph, 0.0%





834958 (854045) / ANAMIKA / 37 Yrs / F

Date: 26-Oct-2024 11:49:23 AM

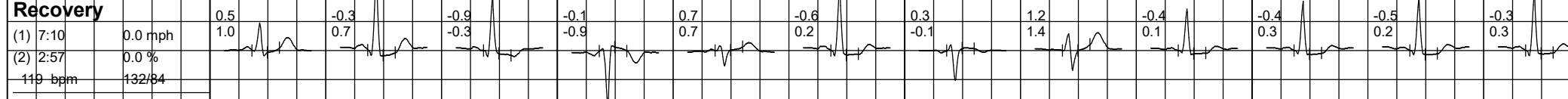
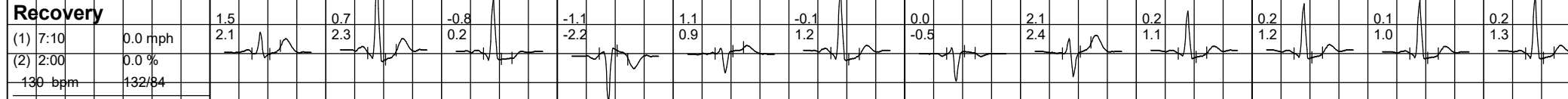

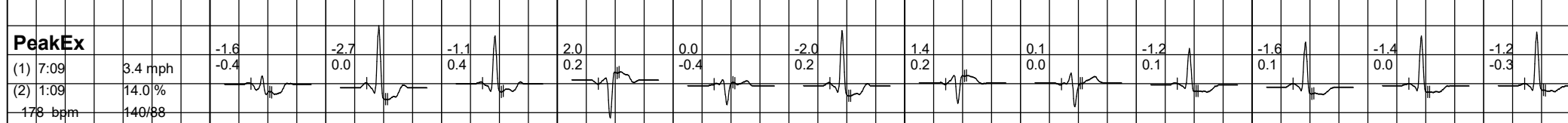


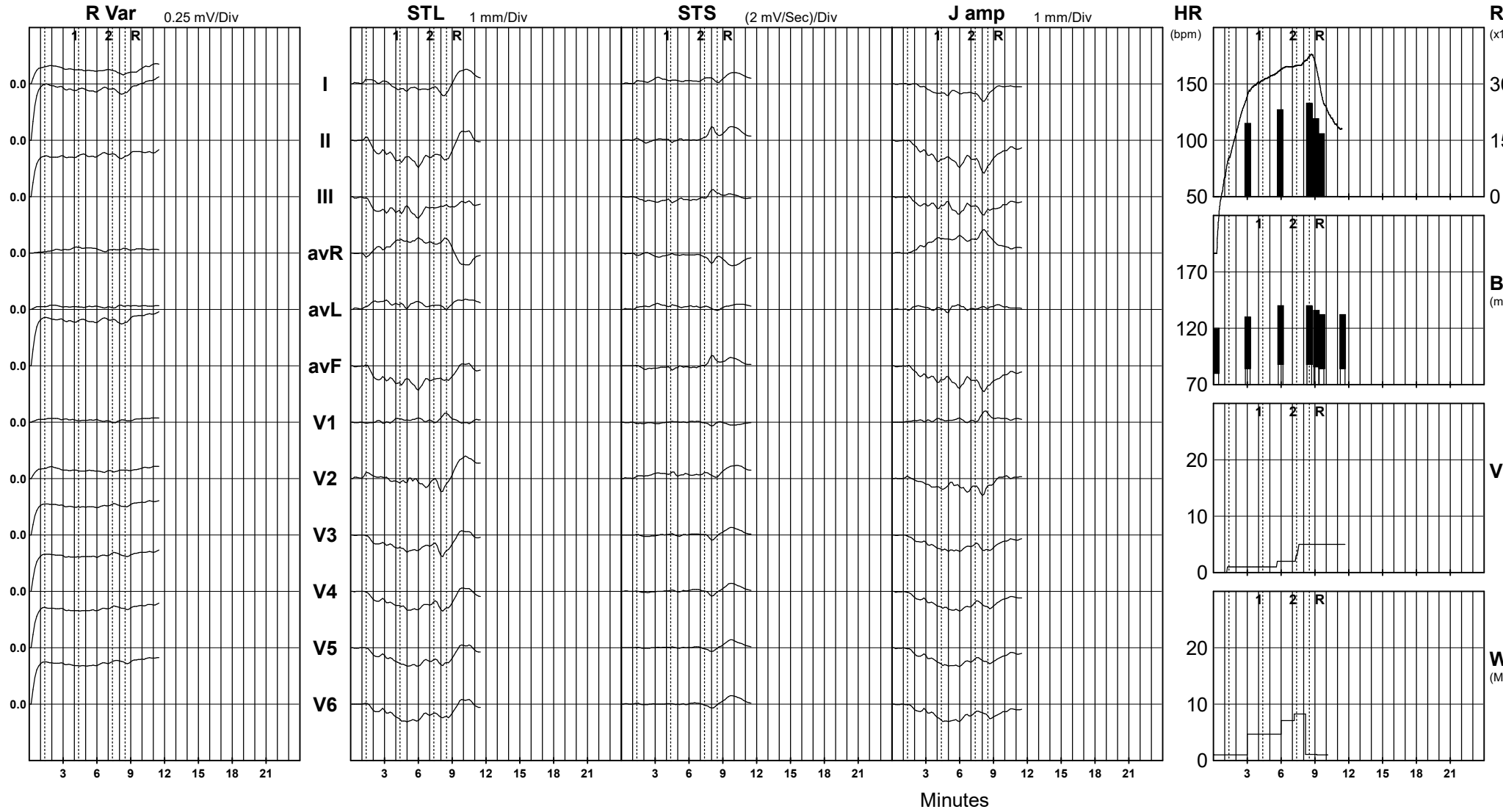


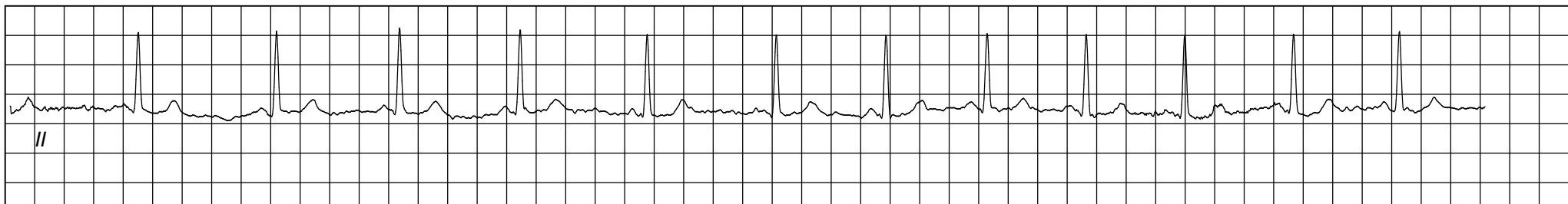
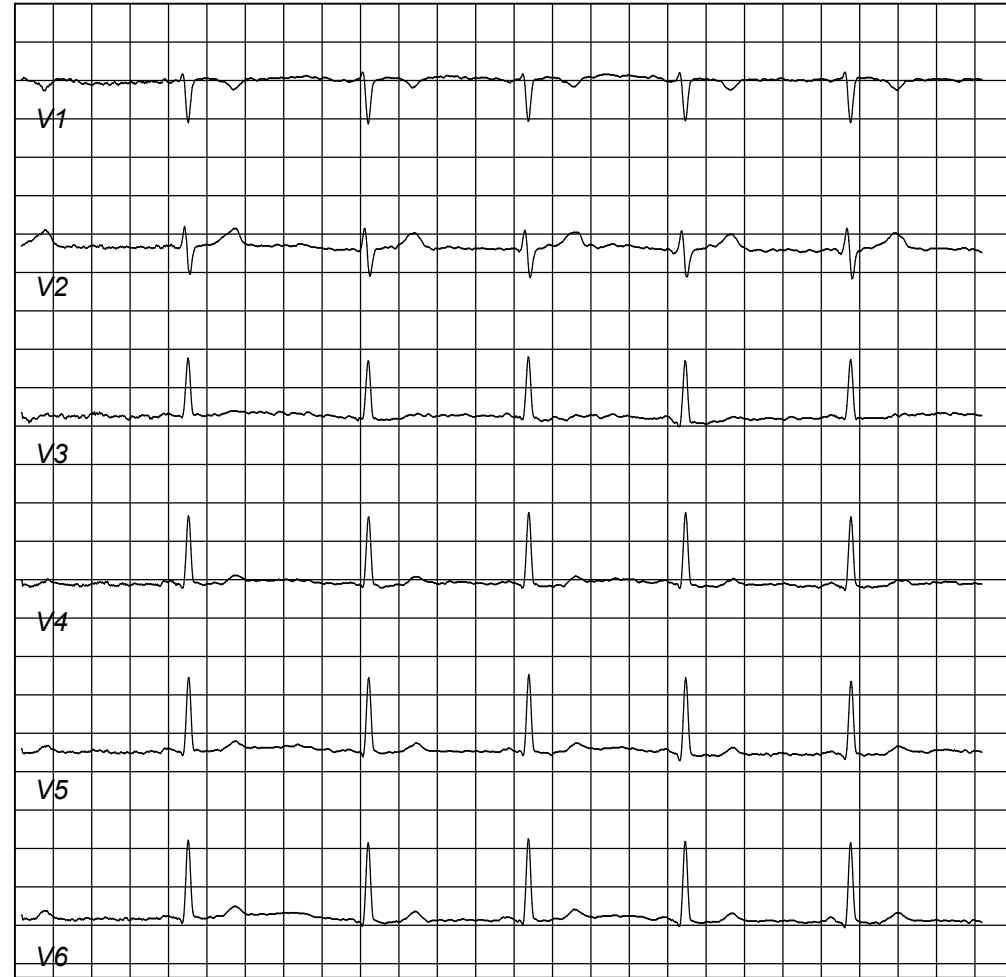
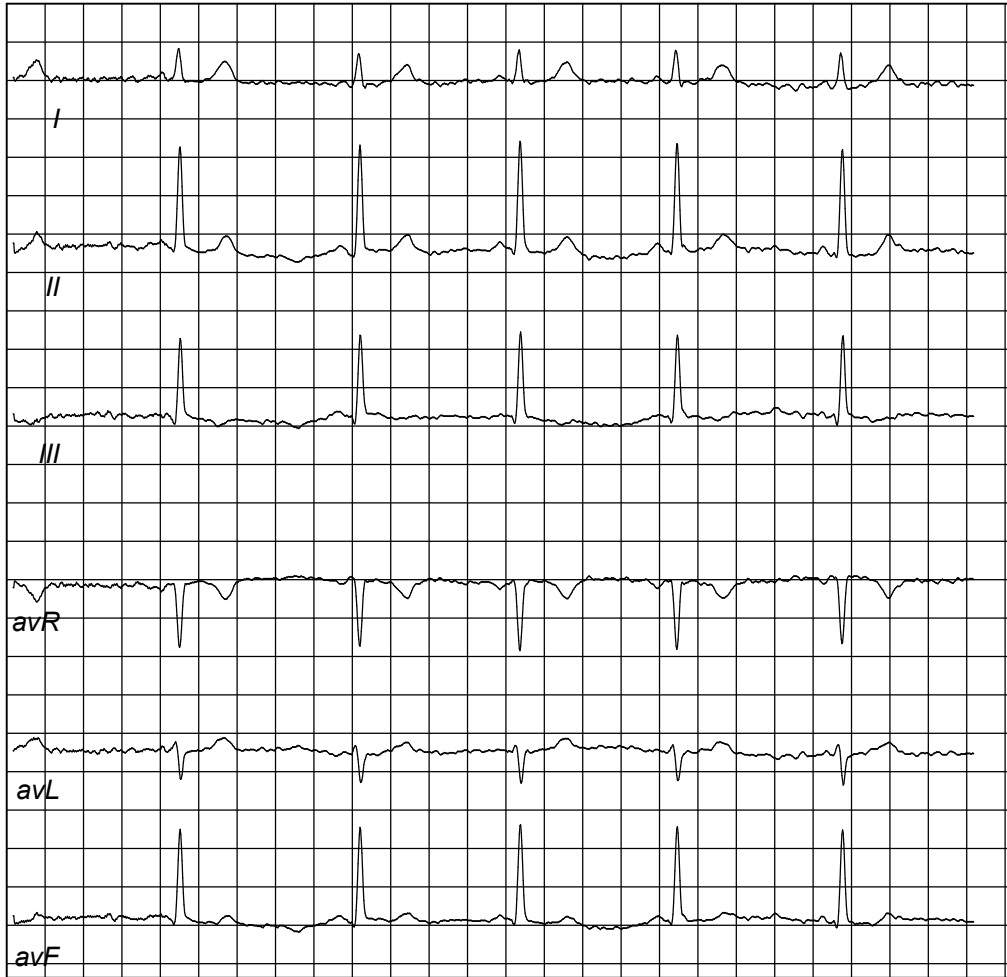
834958 (854045) / ANAMIKA / 37 Yrs / F

Date: 26-Oct-2024 11:49:23 AM

I II III avR avL avF V1 V2 V3 V4 V5 V6









NABL & ISO 9001 : 2008 Certified
Wellness . Diagnostics
A Unit of Gian Life Care Limited



7/216 (6), Swaroop Nagar
(In Front of L.L.R. Hospital), Kanpur
Mob. : 8808051576
E-mail : reportsgpx@gmail.com
arunguptagpx@gmail.com

Gian Pathology and X-Ray

Pathology . Radiology

Gian Life Line - Health Checkup

Lab No.	: 012410260053	Reg No/BarcodeNo	: 854045/01692999
Patient Name	: Mrs.ANAMIKA	Reg. Date	: 26/Oct/2024 09:56AM
Age/Sex	: 37 Y / Female	Sample Taken Date	: 26/Oct/2024 10:47AM
Client Code/Name	: MEDIWHEEL FULL BODY CHECKUP	Report Date	: 26/Oct/2024 12:04PM
Referred By Doctor	: Dr. BANK OF BARODA		

BIOCHEMISTRY

MEDIWHEEL FEMALE BELOW 40

Test Name	Result	Unit	Biological Ref.Interval
<u>Blood Sugar (Fasting)</u>			
Blood Sugar Fasting Hexokinase	87	mg/dl	70 - 100
<u>Blood Sugar (PP)</u>			
Blood Sugar PP (2 Hr.) Hexokinase	106	mg/dL	70 - 140
<u>GAMMA GT/GGT</u>			
GAMMA GT / GGT	19	IU/l	9 - 36
Not in NABL Scope			
<u>BUN / BLOOD UREA NITROGEN</u>			
BLOOD UREA NITROGEN Urease	7.3	mg/dl	7.0 - 18.7
<u>CREATININE SERUM</u>			
CREATININE, Serum Kinetic Alkaline Picrate	0.58	mg/dl	0.50 - 1.20
<u>URIC ACID</u>			
URIC ACID, Serum Uricase	4.5	mg/dl	2.5 - 6.2



A Gupta

Dr. Arun Kumar Gupta
M.D. Chief Pathologist
(Reg No. 34930)



NABL & ISO 9001 : 2008 Certified
Wellness . Diagnostics
A Unit of Gian Life Care Limited



7/216 (6), Swaroop Nagar
(In Front of L.L.R. Hospital), Kanpur
Mob. : 8808051576
E-mail : reportsgpx@gmail.com
arunguptagpx@gmail.com

Gian Pathology and X-Ray

Pathology . Radiology

Gian Life Line - Health Checkup

Lab No.	: 012410260053	Reg No/BarcodeNo	: 854045/01692999
Patient Name	: Mrs.ANAMIKA	Reg. Date	: 26/Oct/2024 09:56AM
Age/Sex	: 37 Y / Female	Sample Taken Date	: 26/Oct/2024 10:47AM
Client Code/Name	: MEDIWHEEL FULL BODY CHECKUP	Report Date	: 26/Oct/2024 12:04PM
Referred By Doctor	: Dr. BANK OF BARODA		

BIOCHEMISTRY

MEDIWHEEL FEMALE BELOW 40

Test Name	Result	Unit	Biological Ref.Interval
LFT/LIVER FUNCTION TESTS			
BILIRUBIN TOTAL Diazonium Salt	0.41	mg/dl	0.10 - 1.20
BILIRUBIN DIRECT Diazo Reaction	0.17	mg/dl	0.0 - 0.5
BILIRUBIN INDIRECT Calculated	0.24	mg/dl	0.10 - 1.1
SGOT /AST Enzymatic (NADH(Without P-5-P))	23	U/L	5 - 34
SGPT /ALT Enzymatic (NADH(Without P-5-P))	17	U/L	0.0 - 55
Alk. Phosphatase, Serum Para-nitrophenyl phosphate	68	U/L	46 - 122
PROTEIN TOTAL Biuret	7.5	g/dl	6.4 - 8.3
ALBUMIN BCG	4.2	g/dl	3.5 - 5.0
GLOBULIN Calculated	3.3	g/dl	2.3 - 3.5
A/G RATIO Calculated	1.27	Ratio	1.5 - 2.5



A Gupta

Dr. Arun Kumar Gupta
M.D. Chief Pathologist
(Reg No. 34930)



NABL & ISO 9001 : 2008 Certified
Wellness . Diagnostics
A Unit of Gian Life Care Limited



7/216 (6), Swaroop Nagar
(In Front of L.L.R. Hospital), Kanpur
Mob. : 8808051576
E-mail : reportsgpx@gmail.com
arunguptagpx@gmail.com

Gian Pathology and X-Ray

Pathology . Radiology

Gian Life Line - Health Checkup

Lab No. :	012410260053	Reg No/BarcodeNo :	854045/01692999
Patient Name :	Mrs.ANAMIKA	Reg. Date :	26/Oct/2024 09:56AM
Age/Sex :	37 Y / Female	Sample Taken Date :	26/Oct/2024 10:47AM
Client Code/Name :	MEDIWHEEL FULL BODY CHECKUP	Report Date :	26/Oct/2024 12:04PM
Referred By Doctor :	Dr. BANK OF BARODA		

BIOCHEMISTRY

MEDIWHEEL FEMALE BELOW 40

Test Name	Result	Unit	Biological Ref.Interval
Lipid Profile			
CHOLESTEROL TOTAL Enzymetic	176	mg/dl	Desirable: <200 Boderline High: 200 – 239 High : ≥240
TRIGLYCERIDES GPO	69	mg/dl	Normal <150 Boderline High: 150 – 199 High : 200 – 499 Very High: ≥500
HDL CHOLESTEROL Accelerator Selective Detergent	50	mg/dl	40 - 60
LDL CHOLESTEROL Calculated	112.2	mg/dl	100 - 130
VLDL CALCULATED Calculated	13.8	mg/dl	13 - 36
CHOL/ HDL RATIO Calculated	3.52	Ratio	Less than 4.0
LDL / HDL RATIO	2.24		3.3 - 4.4 (Low Risk) 4.4-7.1 (Average Risk) 7.1-11.0 (Moderate Risk)

Ratio of LDL to HDL

Risk	Men	Women
Very low (1/2 average)	1	1.5
Average risk	3.6	3.2
Moderate risk (2x average)	6.3	5.0
High risk (3x risk)	8	6.1

HDL levels have an inverse relationship with coronary heart disease. The ability of **HDL** to predict the development of coronary atherosclerosis has been estimated to be four times greater than **LDL** and eight times greater than **TC**. Treatment is recommended for those with a **HDL** level below 40 mg/dL. An **HDL** of 60 mg/dL is considered protection against heart disease.

Preparation:

Blood should be collected after a 12-hour fast (no food or drink, except water). For the most accurate results, wait at least 2 months after a heart attack, surgery, infection, injury or pregnancy to check Lipid Profile.

BUN/CREATININE RATIO

BLOOD UREA NITROGEN Urease	7.3	mg/dl	7.0 - 18.7
CREATININE, Serum Kinetic Alkaline Picrate	0.58	mg/dl	0.50 - 1.20
Ratio	12.59	mg/dl	5 - 20



A Gupta

Dr. Arun Kumar Gupta
M.D. Chief Pathologist
(Reg No. 34930)



NABL & ISO 9001 : 2008 Certified
Wellness . Diagnostics
 A Unit of Gian Life Care Limited



7/216 (6), Swaroop Nagar
 (In Front of L.L.R. Hospital), Kanpur
 Mob. : 8808051576
 E-mail : reportsgpx@gmail.com
 arunguptagpx@gmail.com

Gian Pathology and X-Ray

Pathology . Radiology

Gian Life Line - Health Checkup

Lab No.	: 012410260053	Reg No/BarcodeNo	: 854045/01692999
Patient Name	: Mrs.ANAMIKA	Reg. Date	: 26/Oct/2024 09:56AM
Age/Sex	: 37 Y / Female	Sample Taken Date	: 26/Oct/2024 10:47AM
Client Code/Name	: MEDIWHEEL FULL BODY CHECKUP	Report Date	: 26/Oct/2024 12:04PM
Referred By Doctor	: Dr. BANK OF BARODA		

BIOCHEMISTRY

MEDIWHEEL FEMALE BELOW 40

Test Name	Result	Unit	Biological Ref.Interval
-----------	--------	------	-------------------------



A Gupta

Dr. Arun Kumar Gupta
 M.D. Chief Pathologist
 (Reg No. 34930)



NABL & ISO 9001 : 2008 Certified
Wellness . Diagnostics
A Unit of Gian Life Care Limited



7/216 (6), Swaroop Nagar
(In Front of L.L.R. Hospital), Kanpur
Mob. : 8808051576
E-mail : reportsgpx@gmail.com
arunguptagpx@gmail.com

Gian Pathology and X-Ray

Pathology . Radiology

Gian Life Line - Health Checkup

Lab No. :	012410260053	Reg No/BarcodeNo :	854045/01692999
Patient Name :	Mrs.ANAMIKA	Reg. Date :	26/Oct/2024 09:56AM
Age/Sex :	37 Y / Female	Sample Taken Date :	26/Oct/2024 04:55PM
Client Code/Name :	MEDIWHEEL FULL BODY CHECKUP	Report Date :	26/Oct/2024 07:03PM
Referred By Doctor :	Dr. BANK OF BARODA		

CLINICAL PATHOLOGY

MEDIWHEEL FEMALE BELOW 40

Test Name	Result	Unit	Biological Ref.Interval
-----------	--------	------	-------------------------

MEDIWHEEL FEMALE BELOW 40

URINE SUGAR (F)

URINE SUGAR (F) NIL

(*Not in NABL Scope*)

URINE ROUTINE EXAMINATION

Method -Dipstick And Microscopy

PHYSICAL EXAMINATION

COLOUR	STRAW		
SPECIFIC GRAVITY (Based on pka change)	1.020		1.001 - 1.030
pH (methylred/Bromothymol blue method)	6.0		4.6 - 8.0
TURBIDITY	ABSENT		
Deposit (UR)	ABSENT		

Chemical

PROTEIN Dipstick/Tetra bromophenol blue/ Heat & Acid Test method).	NIL		Nil
GLUCOSE (Oxidase Peroxidase method)	NIL		Nil
KETONE (Nitroprusside Method)	NEGATIVE		Nil
BILL PIGMENT (Diazo Method)	NEGATIVE		Negative
UROBILINOGEN (Ehrlich reaction)	NEGATIVE		Normal
Nitrite (Based on presence of bacteria)	NEGATIVE		Negative
Leucocyte Esterase (Esterase Diazonium Method)	NEGATIVE		Negative
BLOOD	PRESENT		Negative

After Centrifugation at 2500 R.P.M. For 5 Minutes

MICROSCOPIC EXAMINATION

RBC (Microscopic)	1-2	per HPF	
PUS CELLS (Microscopic)	2-4	Per HPF	0 - 5 WBC/hpf
EPITHELIAL CELLS (Microscopic)	10-15	Per HPF	
CASTS (Microscopic)	NIL	Per LPF	
CRYSTALS (Microscopic)	NIL		
Amorphous Material (Microscopic)	Nil		Nil
BACTERIA (Microscopic)	NIL	Per HPF	0-0



A Gupta

Dr. Arun Kumar Gupta
M.D. Pathologist



NABL & ISO 9001 : 2008 Certified
Wellness . Diagnostics
 A Unit of Gian Life Care Limited



7/216 (6), Swaroop Nagar
 (In Front of L.L.R. Hospital), Kanpur
 Mob. : 8808051576
 E-mail : reportsgpx@gmail.com
 arunguptagpx@gmail.com

Gian Pathology and X-Ray

Pathology . Radiology

Gian Life Line - Health Checkup

Lab No.	: 012410260053	Reg No/BarcodeNo	: 854045/01692999
Patient Name	: Mrs.ANAMIKA	Reg. Date	: 26/Oct/2024 09:56AM
Age/Sex	: 37 Y / Female	Sample Taken Date	: 26/Oct/2024 04:55PM
Client Code/Name	: MEDIWHEEL FULL BODY CHECKUP	Report Date	: 26/Oct/2024 07:03PM
Referred By Doctor	: Dr. BANK OF BARODA		

CLINICAL PATHOLOGY

MEDIWHEEL FEMALE BELOW 40

Test Name	Result	Unit	Biological Ref.Interval
URINE SUGAR (PP)			
URINE SUGAR (PP)	NIL		

(*Not in NABL Scope*)



A Gupta

Dr. Arun Kumar Gupta
 M.D. Pathologist



NABL & ISO 9001 : 2008 Certified
Wellness . Diagnostics
A Unit of Gian Life Care Limited



7/216 (6), Swaroop Nagar
(In Front of L.L.R. Hospital), Kanpur
Mob. : 8808051576
E-mail : reportsgpx@gmail.com
arunguptagpx@gmail.com

Gian Pathology and X-Ray

Pathology . Radiology

Gian Life Line - Health Checkup

Lab No. :	012410260053	Reg No/BarcodeNo :	854045/01692999
Patient Name :	Mrs.ANAMIKA	Reg. Date :	26/Oct/2024 09:56AM
Age/Sex :	37 Y / Female	Sample Taken Date :	26/Oct/2024 10:53AM
Client Code/Name :	MEDIWHEEL FULL BODY CHECKUP	Report Date :	26/Oct/2024 12:38PM
Referred By Doctor :	Dr. BANK OF BARODA		

HAEMATOLOGY

MEDIWHEEL FEMALE BELOW 40

Test Name	Result	Unit	Biological Ref.Interval
MEDIWHEEL FEMALE BELOW 40			
CBC / COMPLETE BLOOD COUNT			
HEMOGLOBIN (Hb) Photometry Cyanide Free	11.50	g/dl	12.0 - 15.0
TLC Impedence	8620	/cumm	4000-10000
DLC (%)			
NEUTROPHIL DHSS/Microscopic	66	%	40-80
LYMPHOCYTE DHSS/Microscopic	26	%	24-44
EOSINOPHIL DHSS/Microscopic	2	%	01-06
MONOCYTE DHSS/Microscopic	6	%	3-6
Platelet Impedance/Microscopic	379	10 ³ /μL	140 - 440
RBC COUNT Impedance	4.32	10 ⁶ /μL	3.8 - 5.5
PCV (HCT) Numeric Integration	35.6	%	36-46
MCV Calculated	82.2	fL	83-91
MCH Calculated	26.6	pg	27-32
MCHC Calculated	32.3	g/dL	31.5-34.5
RDW-CV Calculated	15.0	%	11.6 - 14.0
ABSOLUTE NEUTROPHIL COUNT DHSS/Calculated	5.69	10 ³ /μL	2.00-7.00
ABSOLUTE LYMPHOCYTE COUNT DHSS/Calculated	2.24	10 ³ /μL	1.0-3.0
ABSOLUTE MONOCYTE COUNT DHSS/Calculated	0.52	10 ³ /μL	0.020-1.0
ABSOLUTE EOSINOPHIL COUNT DHSS/Calculated	0.17	10 ³ /μL	0.02 - 0.50
N/L Ratio	2.54	Ratio	Normal: 1 - 3 Mildly High: 4 - 6 Moderately High: 7 - 9 Severly High: >9.0



A Gupta

Dr. Arun Kumar Gupta
M.D. Chief Pathologist
(Reg No. 34930)



NABL & ISO 9001 : 2008 Certified
Wellness . Diagnostics
A Unit of Gian Life Care Limited



7/216 (6), Swaroop Nagar
(In Front of L.L.R. Hospital), Kanpur
Mob. : 8808051576
E-mail : reportsgpx@gmail.com
arunguptagpx@gmail.com

Gian Pathology and X-Ray

Pathology . Radiology

Gian Life Line - Health Checkup

Lab No.	: 012410260053	Reg No/BarcodeNo	: 854045/01692999
Patient Name	: Mrs.ANAMIKA	Reg. Date	: 26/Oct/2024 09:56AM
Age/Sex	: 37 Y / Female	Sample Taken Date	: 26/Oct/2024 10:53AM
Client Code/Name	: MEDIWHEEL FULL BODY CHECKUP	Report Date	: 26/Oct/2024 02:33PM
Referred By Doctor	: Dr. BANK OF BARODA		

HAEMATOLOGY

MEDIWHEEL FEMALE BELOW 40

Test Name	Result	Unit	Biological Ref.Interval
-----------	--------	------	-------------------------

MEDIWHEEL FEMALE BELOW 40

ESR WESTERGREN (Automated)

ESR WESTERGREN (Automated) WESTERGREN	12	mm	0 - 14
---	----	----	--------

Not in NABL Scope

ABO Rh / BLOOD GROUP Tube Agglutination (FORWARD & REVERSE Method)

BLOOD GROUP / ABO-RH

ABO	O	.	-
Reverse & Forward			
Rh	POSITIVE	.	-
Reverse & Forward			

HbA1C/GLYCATED HEMOGLOBIN/GHB

HbA1C/GLYCATED HEMOGLOBIN	5.3	%
Average of Glucose Level	105.41	mg/dl

Test is done by HPLC method (Gold Standard) D-10 Analyzer.

Expected Values :-

Test	Normal Range	
HbA1c	Non Diabetic:	4.0% - 6.0%
	Good Control:	6.1% - 8.0%
	Poor Control:	8.1% - 9.0 %
	Unsatisfactory:	> 9 %

To convert an A1c to the new average mean blood glucose, use this formula:

$$eAG(mg/dl) = (28.7 \times HbA1c) - 46.7$$

Not in NABL Scope



A Gupta

Dr. Arun Kumar Gupta
M.D. Chief Pathologist
(Reg No. 34930)



NABL & ISO 9001 : 2008 Certified
Wellness . Diagnostics
A Unit of Gian Life Care Limited



7/216 (6), Swaroop Nagar
(In Front of L.L.R. Hospital), Kanpur
Mob. : 8808051576
E-mail : reportsgpx@gmail.com
arunguptagpx@gmail.com

Gian Pathology and X-Ray

Pathology . Radiology

Gian Life Line - Health Checkup

Lab No.	: 012410260053	Reg No/BarcodeNo	: 854045/01692999
Patient Name	: Mrs.ANAMIKA	Reg. Date	: 26/Oct/2024 09:56AM
Age/Sex	: 37 Y / Female	Sample Taken Date	: 26/Oct/2024 10:47AM
Client Code/Name	: MEDIWHEEL FULL BODY CHECKUP	Report Date	: 26/Oct/2024 02:14PM
Referred By Doctor	: Dr. BANK OF BARODA		

IMMUNOASSAY

MEDIWHEEL FEMALE BELOW 40

Test Name	Result	Unit	Biological Ref.Interval
MEDIWHEEL FEMALE BELOW 40			
<u>T3 / TRIDOTHYRONINE TOTAL</u>			
T3 TOTAL CLIA	0.74	ng/mL	0.35 - 1.93
<u>T4 / THYROXIN TOTAL</u>			
T4 TOTAL CLIA	8.55	µg/dl	4.50 - 10.9

Increased levels are seen in graves disease cancer of thyroid as symptoms of hyperthyroidism.Low levels are seen in hypothyroidism whose symptoms are myoxyedema hashmito disease and pituitary disorders



A Gupta

Dr. Arun Kumar Gupta
M.D. Chief Pathologist
(Reg No. 34930)



NABL & ISO 9001 : 2008 Certified
Wellness . Diagnostics
A Unit of Gian Life Care Limited



7/216 (6), Swaroop Nagar
(In Front of L.L.R. Hospital), Kanpur
Mob. : 8808051576
E-mail : reportsgpx@gmail.com
arunguptagpx@gmail.com

Gian Pathology and X-Ray

Pathology . Radiology

Gian Life Line - Health Checkup

Lab No.	: 012410260053	Reg No/BarcodeNo	: 854045/01692999
Patient Name	: Mrs.ANAMIKA	Reg. Date	: 26/Oct/2024 09:56AM
Age/Sex	: 37 Y / Female	Sample Taken Date	: 26/Oct/2024 10:47AM
Client Code/Name	: MEDIWHEEL FULL BODY CHECKUP	Report Date	: 26/Oct/2024 02:14PM
Referred By Doctor	: Dr. BANK OF BARODA		

IMMUNOASSAY

MEDIWHEEL FEMALE BELOW 40

Test Name	Result	Unit	Biological Ref.Interval
-----------	--------	------	-------------------------

MEDIWHEEL FEMALE BELOW 40

TSH (Thyroid Stimulating Hormone)

TSH (ECLIA) CLIA	2.33	µIU/ml	0.35 - 5.50
---------------------	------	--------	-------------

NOTE:

Guidelines for interpretation of abnormal thyroid function test.

TSH	T4/FT4	T3/FT3	Interpretation
High	Normal Normal	Mild(subclinical)	Hypothyroidism.
High	Low	Low/Normal	Hypothyroidism
Low	Normal Normal	Mild (subclinical)	Hyperthyroidism.
Low	High/Normal	High/Normal	Hyperthyroidism
Low	Low/Normal	Low/Normal	Rare pituitary(secondary)Hypothyroidism



A Gupta

Dr. Arun Kumar Gupta
M.D. Chief Pathologist
(Reg No. 34930)



NABL & ISO 9001 : 2008 Certified
Wellness . Diagnostics
 A Unit of Gian Life Care Limited



7/216 (6), Swaroop Nagar
 (In Front of L.L.R. Hospital), Kanpur
 Mob. : 8808051576
 E-mail : reportsgpx@gmail.com
 arunguptagpx@gmail.com

Gian Pathology and X-Ray

Pathology . Radiology

Gian Life Line - Health Checkup

Lab No.	: 012410260053	Reg No/BarcodeNo	: 854045/01692999
Patient Name	: Mrs.ANAMIKA	Reg. Date	: 26/Oct/2024 09:56AM
Age/Sex	: 37 Y / Female	Sample Taken Date	: 26/Oct/2024 09:56AM
Client Code/Name	: MEDIWHEEL FULL BODY CHECKUP	Report Date	: 26/Oct/2024 02:35PM
Referred By Doctor	: Dr. BANK OF BARODA		

X-RAY

MEDIWHEEL FEMALE BELOW 40

MEDIWHEEL FEMALE BELOW 40

X RAY CHEST PA VIEW

DIAPHRAGMS ARE NORMAL
 COSTOPHRENIC ANGLES ARE CLEAR
 CARDIAC SHADOW IS NORMAL
 HILAR SHADOWS ARE HEAVY
 ACCENTUATED MARKINGS SEEN
 NO PARENCHYMAL LESION IS NOTED
 ACTIVE DISEASE OF LUNGS OR PLEURA IS NOT INDICATED

DR.S.KHURANA
MBBS. DMRE

*** End Of Report ***





Stage	Time	Duration	Belt Speed (mph)	Elevation	METs	Rate	BP	RPP	PVC	Comments
Supine	00:49	0:01	00.0	00.0	01.0	66	120/80	079	00	
Standing	01:00	0:01	00.0	00.0	01.0	84	120/80	100	00	
HV	01:07	0:01	00.0	00.0	01.0	085	120/80	102	00	
ExStart	01:23	0:01	00.0	00.0	01.0	102	120/80	122	01	
BRUCE Stage 1	04:23	3:00	01.7	10.0	04.7	155	130/84	201	00	
BRUCE Stage 2	07:23	3:00	02.5	12.0	07.1	167	140/88	233	02	
PeakEx	08:31	1:08	03.4	14.0	08.3	178	140/88	249	03	
Recovery	09:30	1:00	00.0	00.0	01.2	180	136/86	244	00	
Recovery	10:30	2:00	00.0	00.0	01.0	130	132/84	171	00	
Recovery	11:27	2:56	00.0	00.0	01.0	119	132/84	157	00	

Findings :

Exercise Time : 07:09
Max HR Attained : 180 bpm 98% of Target 183
Max BP Attained : 140/88
Max WorkLoad Attained : 8.3 Fair response to induced stress
Max ST Dep Lead & Value : II & -2.6 mm
Duke Treadmill Score : 11.5
Test Objective : For Testing
History : Nil
Test End Reasons : Fatigue

Doctor : DR. KUSH KUMAR TYAGI D.M.



Report :

Sample Name: Stress Test Graded Exercise Treadmill
Description: .

INDICATIONS: R/O CAD.

PROCEDURE DONE: Graded exercise treadmill stress test.

STRESS ECG RESULTS:

FAIR EXERCISE TOLERANCE, ADEQUATE B.P. RESPONSE, THR 98% ACHIEVED,
NO CHEST PAIN / DYSPNOEA, NO SIGNIFICANT ST-T CHANGES DURING EXERCISE
AND RECOVERY. NO ARRHYTHAEMIA.

TEST IS NEGATIVE FOR STRESS INDUCED REVERSIBLE MYOCARDIAL ISCHEMIA.

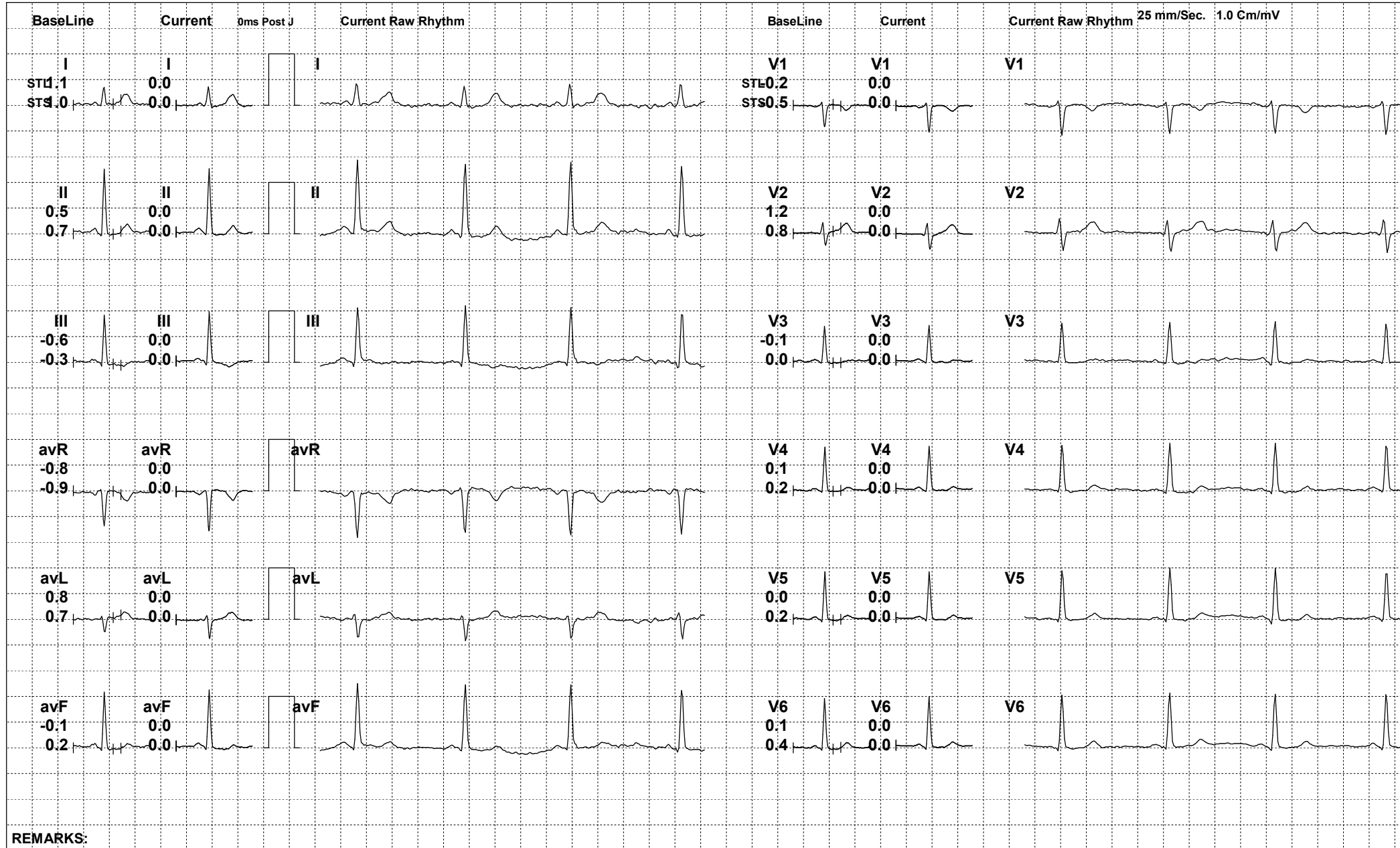
Doctor : DR. KUSH KUMAR TYAGI D.M.



834958 (854045) / ANAMIKA / 37 Yrs / F

Date: 26-Oct-2024 11:49:23 AM METS: 1.0/ 66 bpm 36% of THR BP: 120/80 mmHg Raw ECG/ BLC On/ Notch On/ HF 0.05 Hz/LF 100 Hz

ExTime: 00:47 0.0 mph, 0.0%



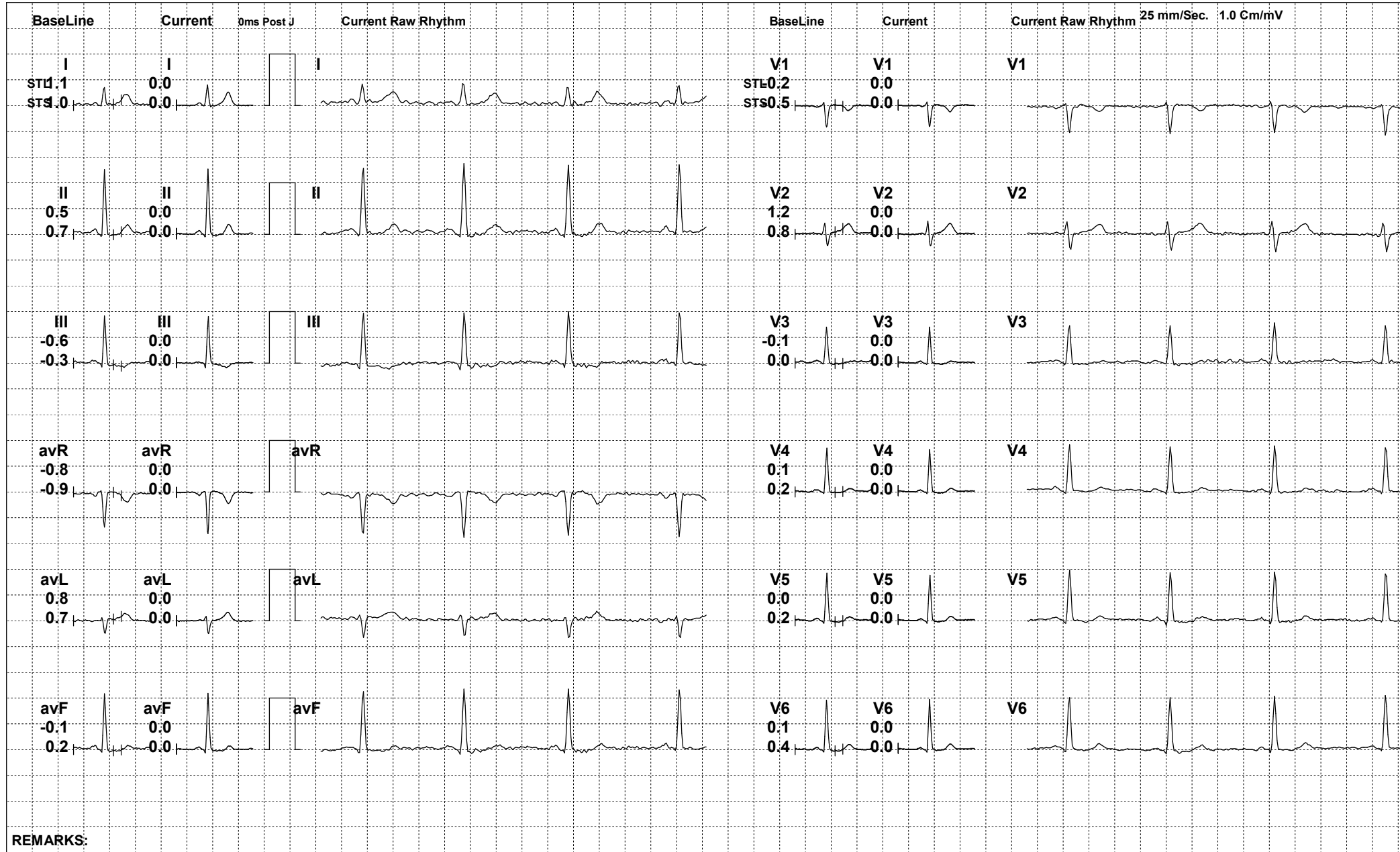
REMARKS:



834958 (854045) / ANAMIKA / 37 Yrs / F

Date: 26-Oct-2024 11:49:23 AM METS: 1.0/ 84 bpm 45% of THR BP: 120/80 mmHg Raw ECG/ BLC On/ Notch On/ HF 0.05 Hz/LF 100 Hz

ExTime: 00:58 0.0 mph, 0.0%



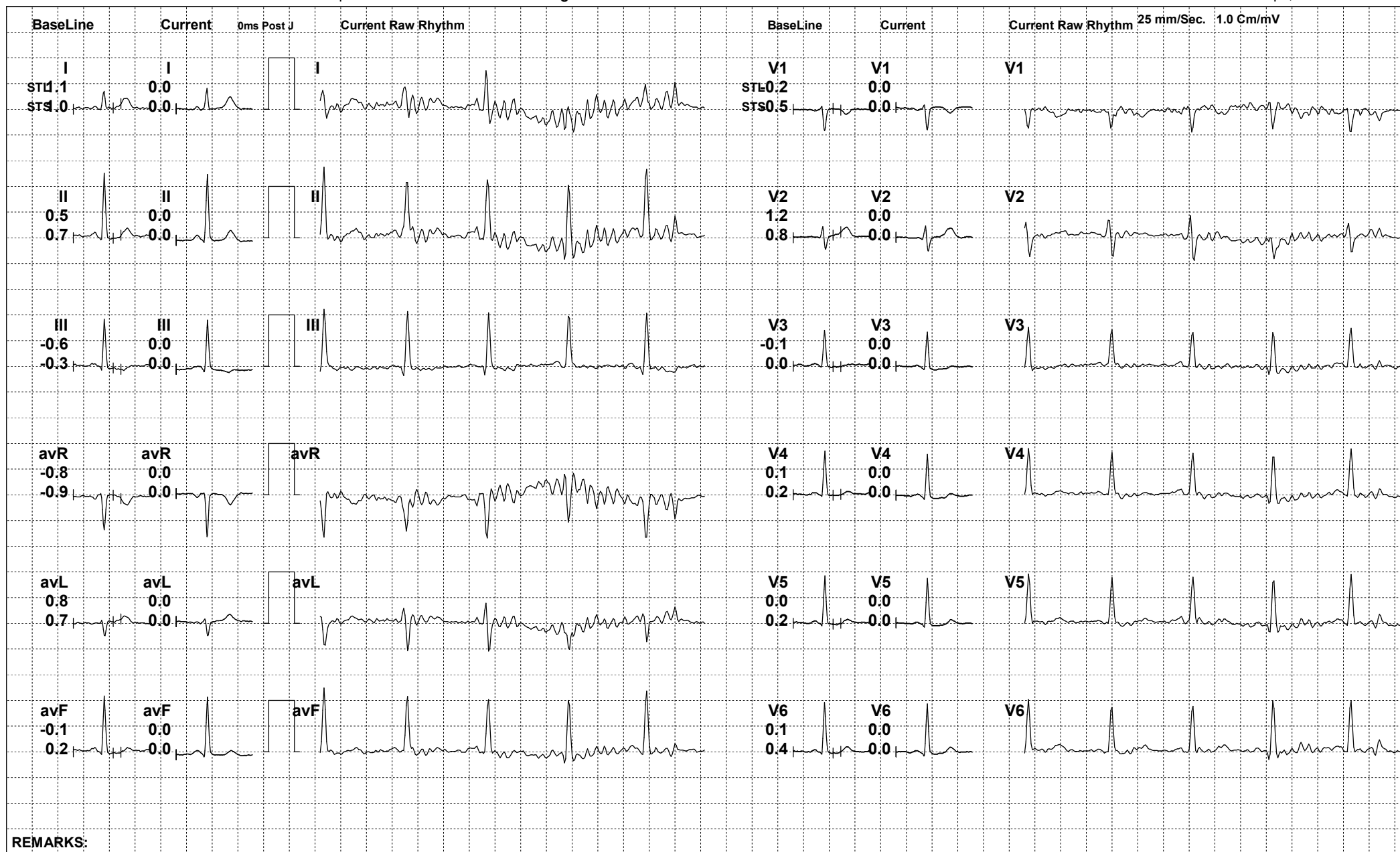
REMARKS:



834958 (854045) / ANAMIKA / 37 Yrs / F

Date: 26-Oct-2024 11:49:23 AM METS: 1.0/ 85 bpm 46% of THR BP: 120/80 mmHg Raw ECG/ BLC On/ Notch On/ HF 0.05 Hz/LF 100 Hz

ExTime: 01:05 0.0 mph, 0.0%



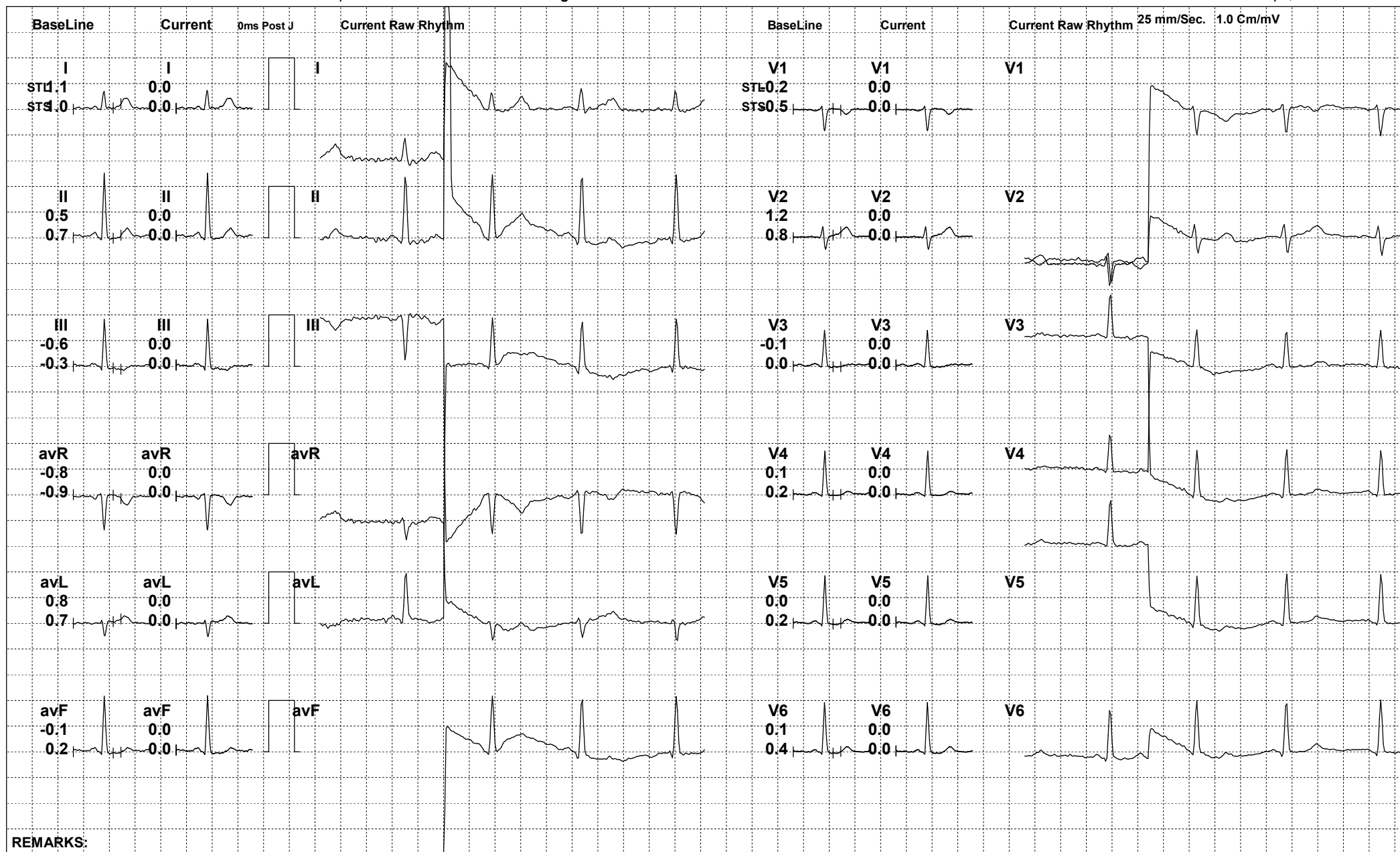
REMARKS:



834958 (854045) / ANAMIKA / 37 Yrs / F

Date: 26-Oct-2024 11:49:23 AM METS: 1.0/ 95 bpm 51% of THR BP: 120/80 mmHg Raw ECG/ BLC On/ Notch On/ HF 0.05 Hz/LF 100 Hz

ExTime: 01:21 0.0 mph, 0.0%

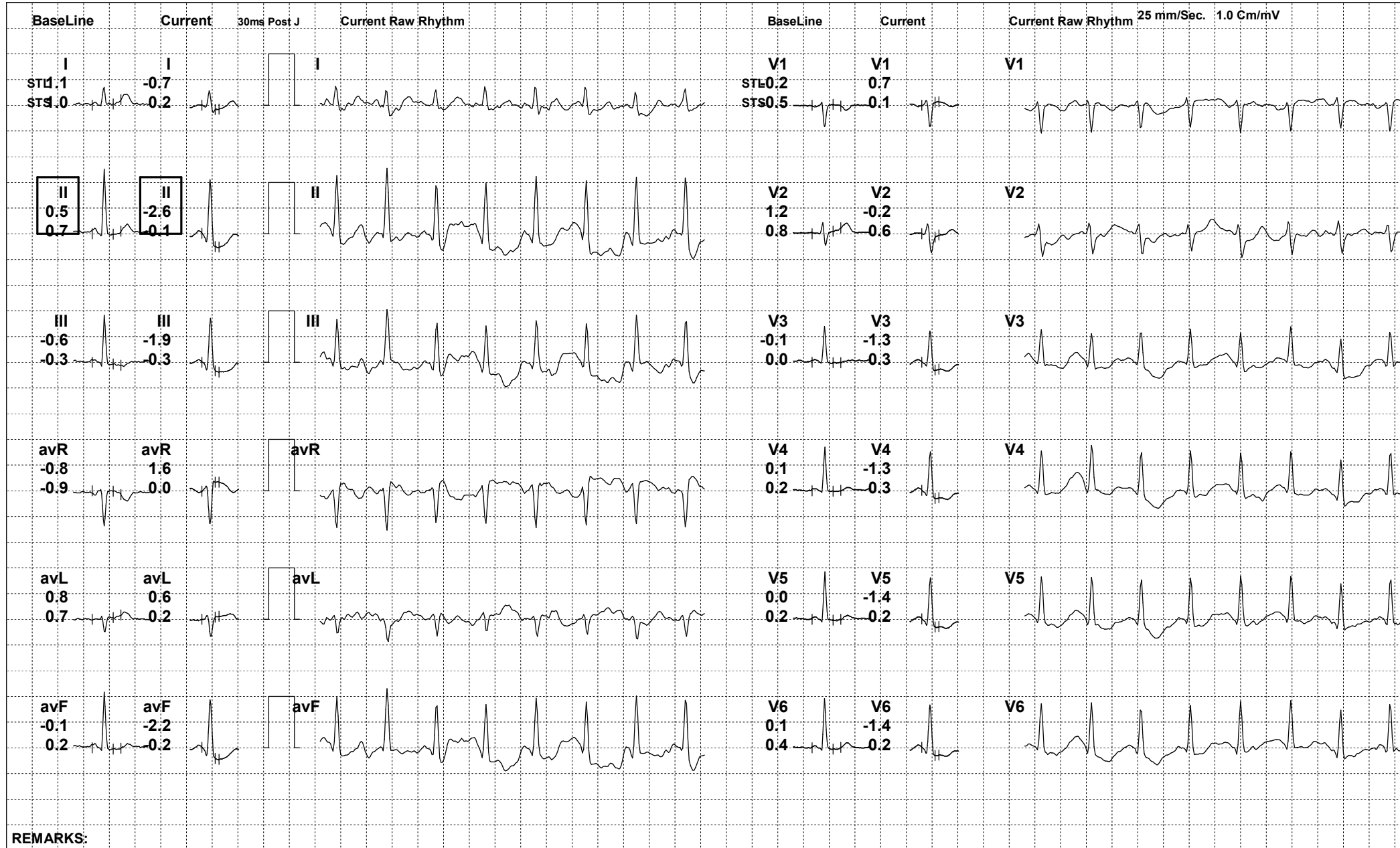




834958 (854045) / ANAMIKA / 37 Yrs / F

Date: 26-Oct-2024 11:49:23 AM METS: 4.7/ 155 bpm 84% of THR BP: 130/84 mmHg Raw ECG/ BLC On/ Notch On/ HF 0.05 Hz/LF 100 Hz

ExTime: 03:00 1.7 mph, 10.0%



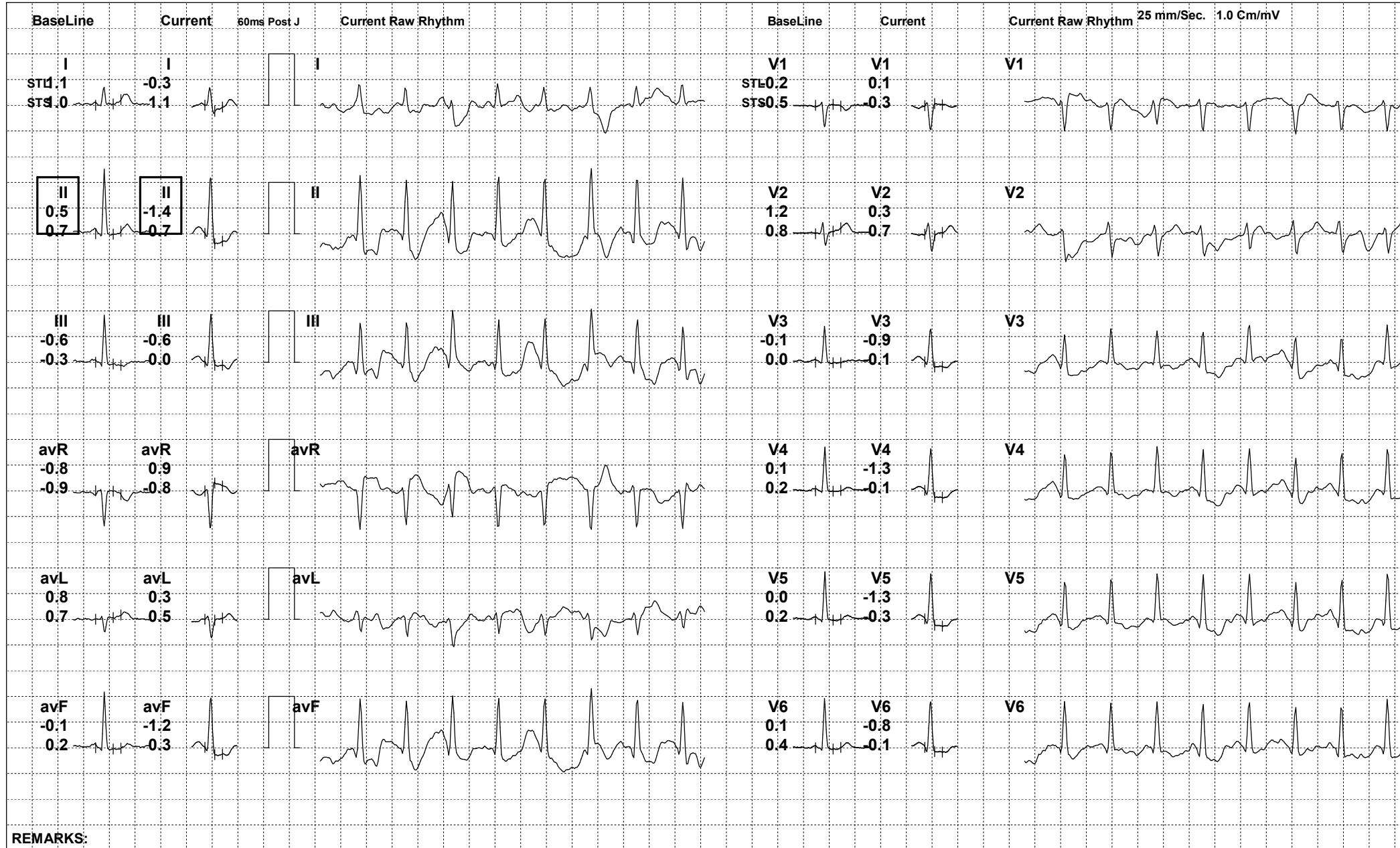
REMARKS:



834958 (854045) / ANAMIKA / 37 Yrs / F

Date: 26-Oct-2024 11:49:23 AM METS: 7.1/ 167 bpm 91% of THR BP: 140/88 mmHg Raw ECG/ BLC On/ Notch On/ HF 0.05 Hz/LF 100 Hz

ExTime: 06:00 2.5 mph, 12.0%



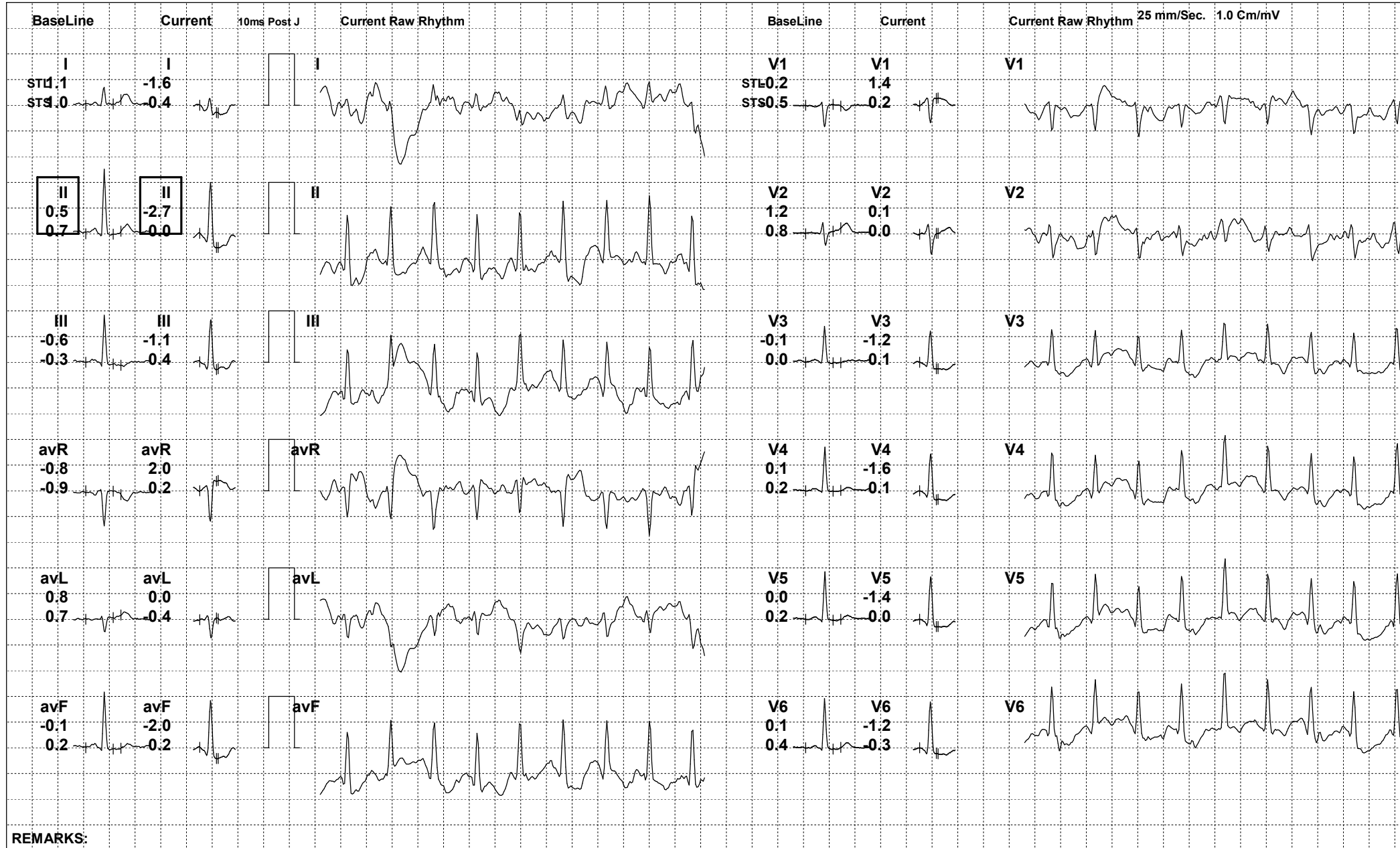
REMARKS:



834958 (854045) / ANAMIKA / 37 Yrs / F

Date: 26-Oct-2024 11:49:23 AM METS: 8.3/ 178 bpm 97% of THR BP: 140/88 mmHg Raw ECG/ BLC On/ Notch On/ HF 0.05 Hz/LF 100 Hz

ExTime: 07:08 3.4 mph, 14.0%

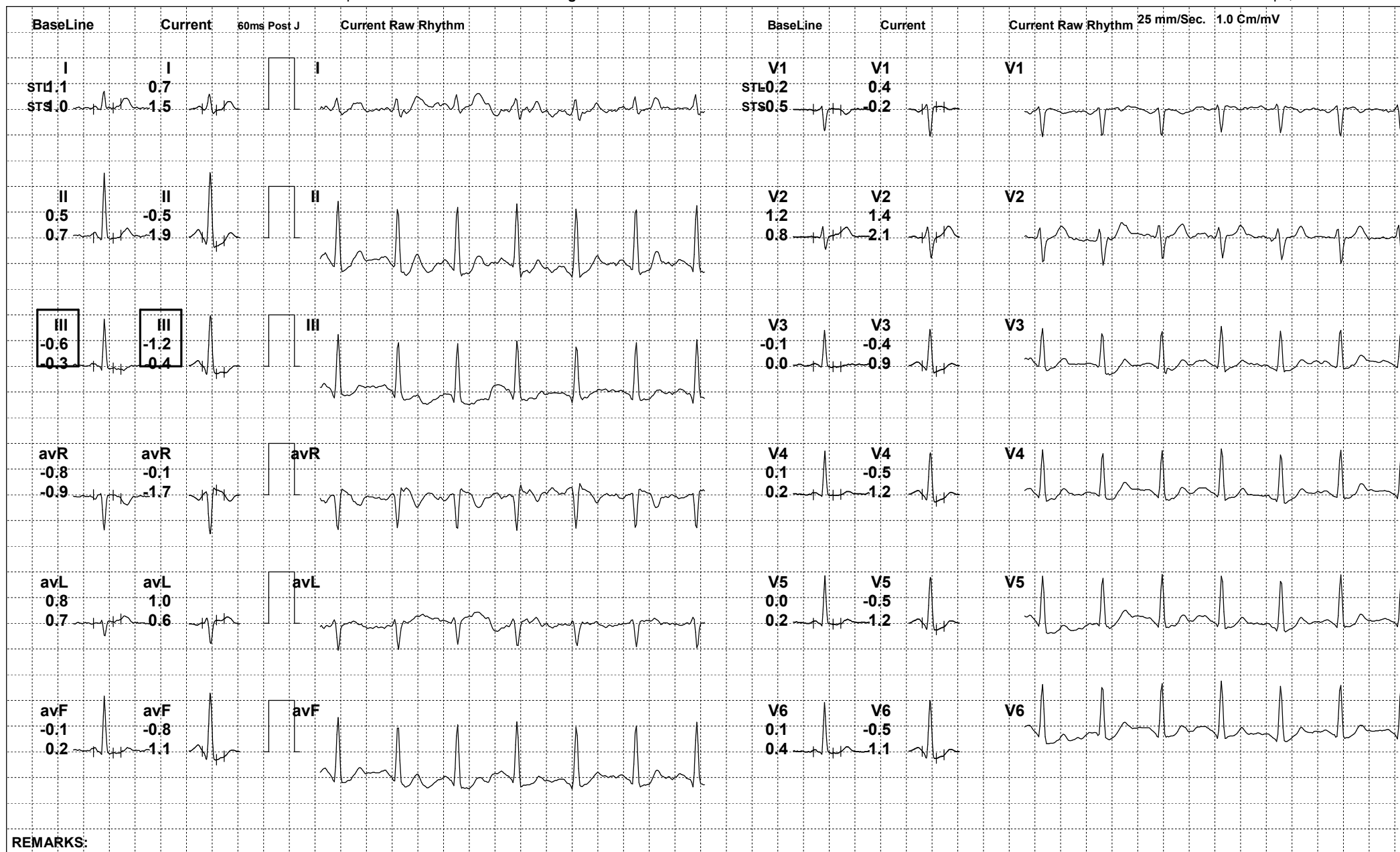




834958 (854045) / ANAMIKA / 37 Yrs / F

Date: 26-Oct-2024 11:49:23 AM METS: 1.2/ 129 bpm 70% of THR BP: 136/86 mmHg Raw ECG/ BLC On/ Notch On/ HF 0.05 Hz/LF 100 Hz

ExTime: 07:09 0.0 mph, 0.0%



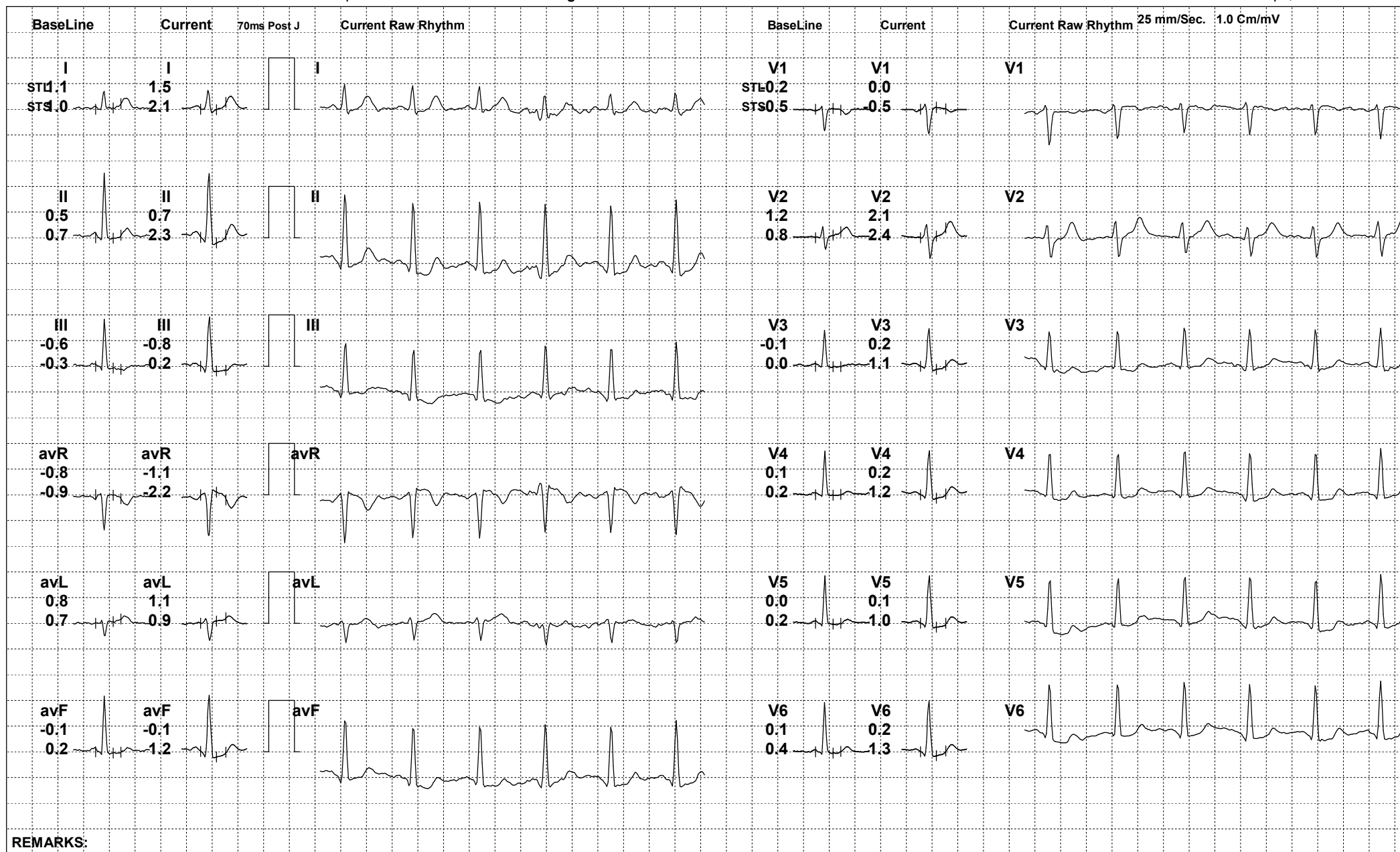
REMARKS:



834958 (854045) / ANAMIKA / 37 Yrs / F

Date: 26-Oct-2024 11:49:23 AM METS: 1.0/ 117 bpm 63% of THR BP: 132/84 mmHg Raw ECG/ BLC On/ Notch On/ HF 0.05 Hz/LF 100 Hz

ExTime: 07:09 0.0 mph, 0.0%



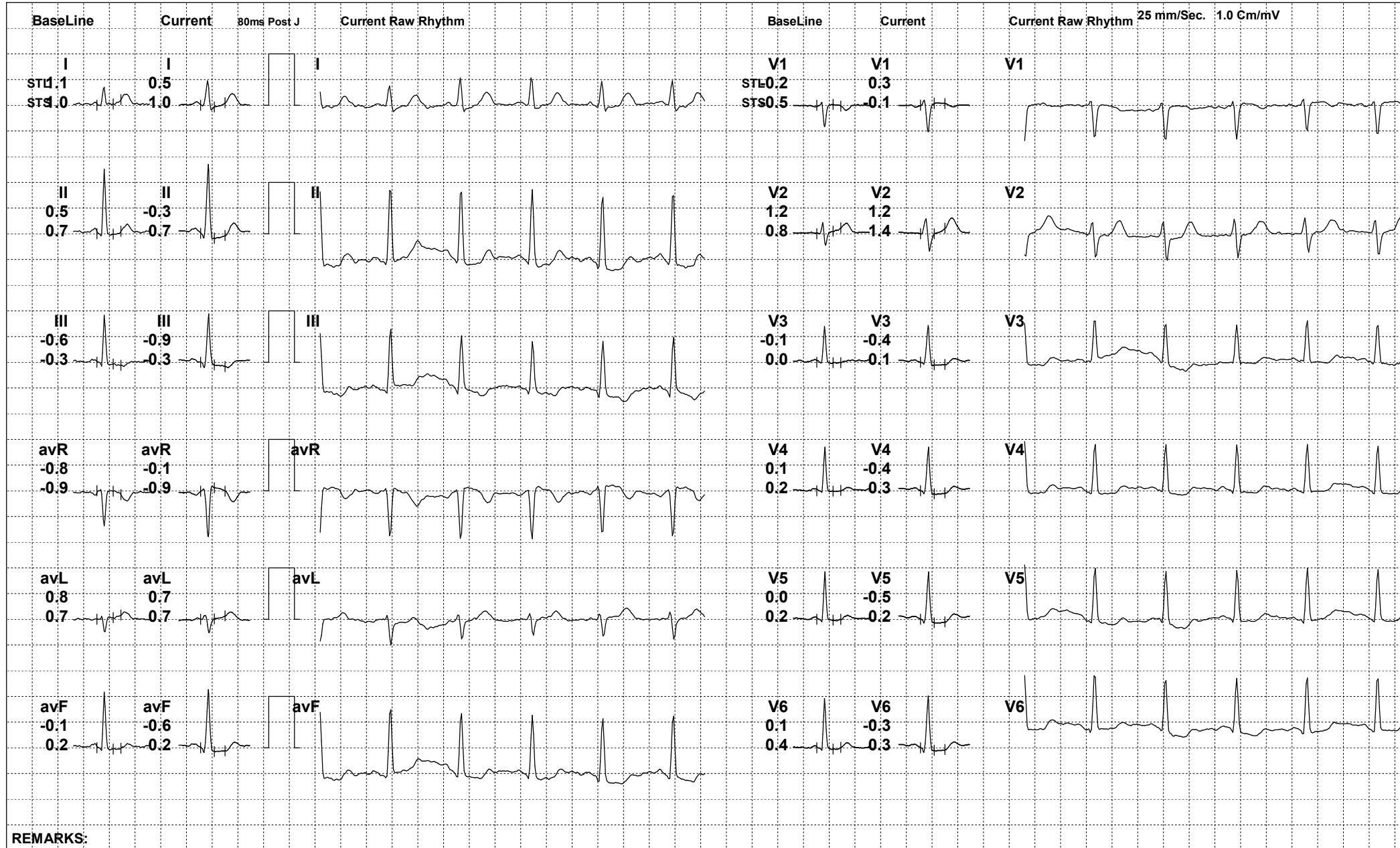
REMARKS:



834958 (854045) / ANAMIKA / 37 Yrs / F

Date: 26-Oct-2024 11:49:23 AM METS: 1.0/ 108 bpm 59% of THR BP: 132/84 mmHg Raw ECG/ BLC On/ Notch On/ HF 0.05 Hz/LF 100 Hz


ExTime: 07:09 0.0 mph, 0.0%





834958 (854045) / ANAMIKA / 37 Yrs / F

Date: 26-Oct-2024 11:49:23 AM

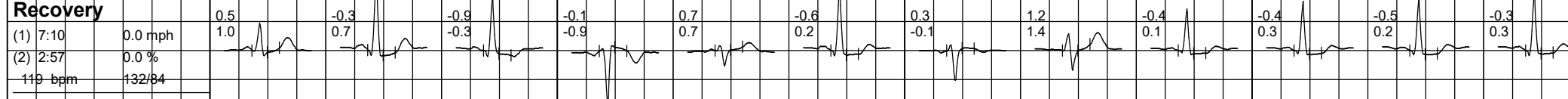
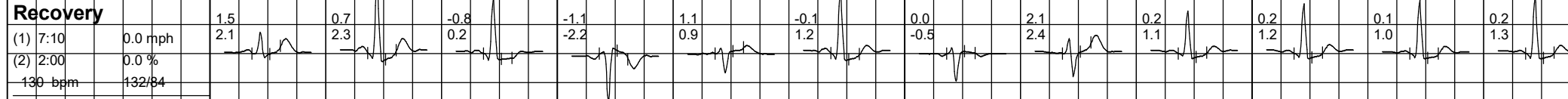

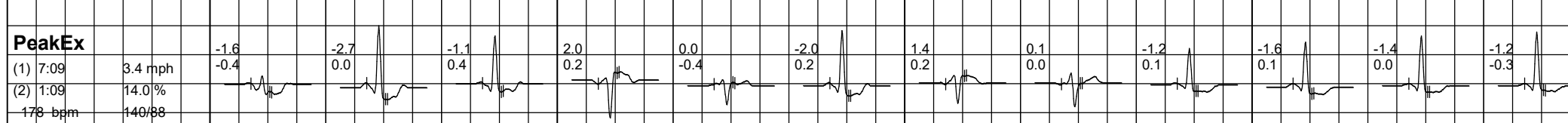


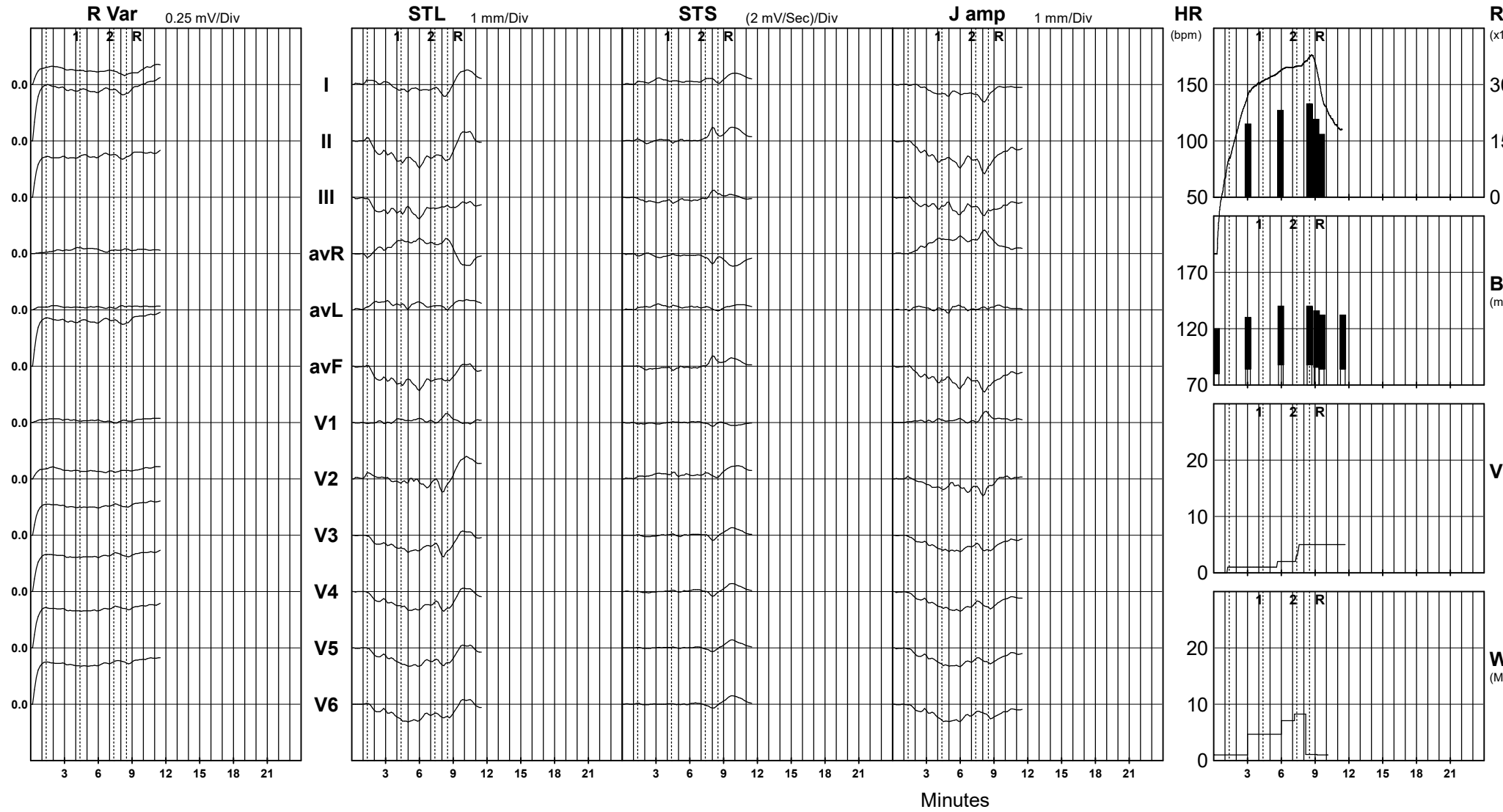


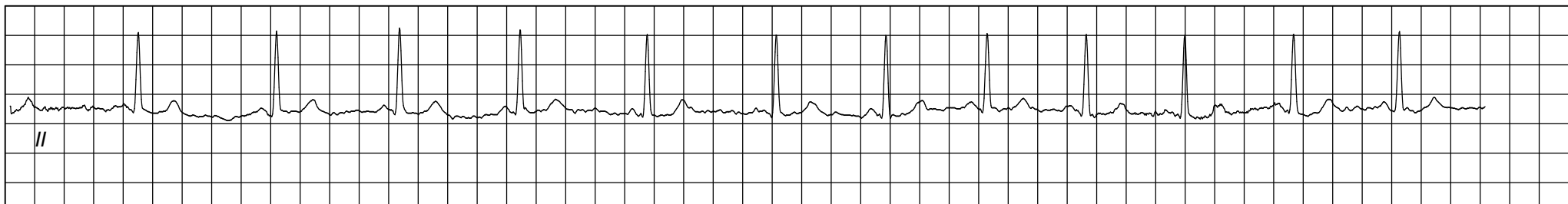
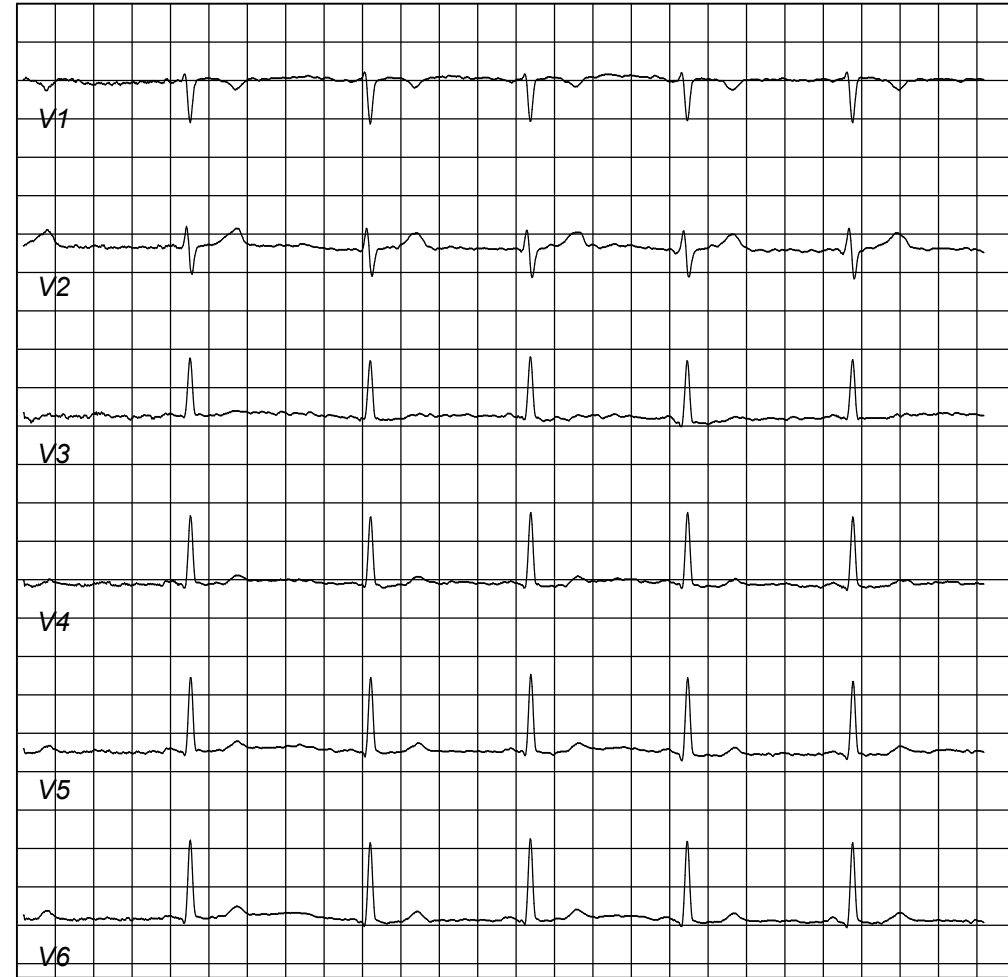
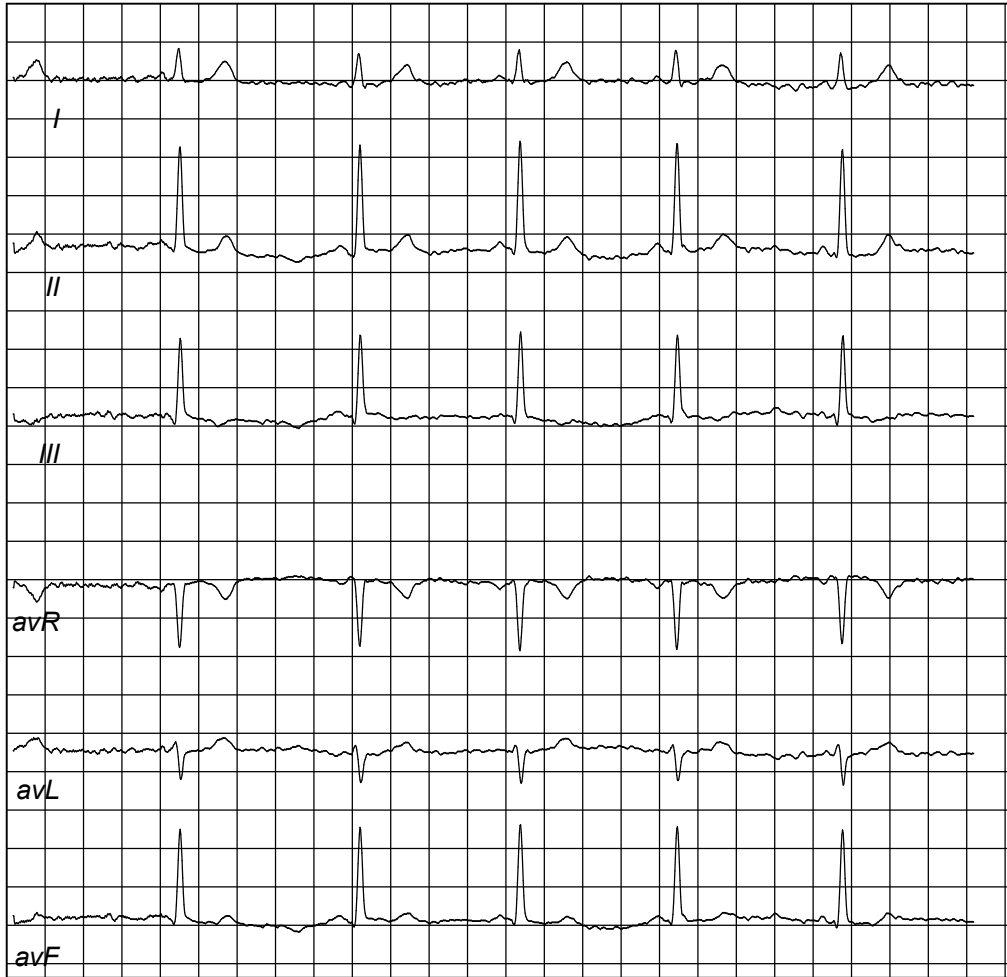
834958 (854045) / ANAMIKA / 37 Yrs / F

Date: 26-Oct-2024 11:49:23 AM

I II III avR avL avF V1 V2 V3 V4 V5 V6









NABL & ISO 9001 : 2008 Certified
Wellness . Diagnostics
A Unit of Gian Life Care Limited



7/216 (6), Swaroop Nagar
(In Front of L.L.R. Hospital), Kanpur
Mob. : 8808051576
E-mail : reportsgpx@gmail.com
arunguptagpx@gmail.com

Gian Pathology and X-Ray

Pathology . Radiology

Gian Life Line - Health Checkup

Lab No.	: 012410260053	Reg No/BarcodeNo	: 854045/01692999
Patient Name	: Mrs.ANAMIKA	Reg. Date	: 26/Oct/2024 09:56AM
Age/Sex	: 37 Y / Female	Sample Taken Date	: 26/Oct/2024 10:47AM
Client Code/Name	: MEDIWHEEL FULL BODY CHECKUP	Report Date	: 26/Oct/2024 12:04PM
Referred By Doctor	: Dr. BANK OF BARODA		

BIOCHEMISTRY

MEDIWHEEL FEMALE BELOW 40

Test Name	Result	Unit	Biological Ref.Interval
Blood Sugar (Fasting)			
Blood Sugar Fasting Hexokinase	87	mg/dl	70 - 100
Blood Sugar (PP)			
Blood Sugar PP (2 Hr.) Hexokinase	106	mg/dL	70 - 140
GAMMA GT/GGT			
GAMMA GT / GGT	19	IU/l	9 - 36
Not in NABL Scope			
BUN / BLOOD UREA NITROGEN			
BLOOD UREA NITROGEN Urease	7.3	mg/dl	7.0 - 18.7
CREATININE SERUM			
CREATININE, Serum Kinetic Alkaline Picrate	0.58	mg/dl	0.50 - 1.20
URIC ACID			
URIC ACID, Serum Uricase	4.5	mg/dl	2.5 - 6.2



A Gupta

Dr. Arun Kumar Gupta
M.D. Chief Pathologist
(Reg No. 34930)



NABL & ISO 9001 : 2008 Certified
Wellness . Diagnostics
A Unit of Gian Life Care Limited



7/216 (6), Swaroop Nagar
(In Front of L.L.R. Hospital), Kanpur
Mob. : 8808051576
E-mail : reportsgpx@gmail.com
arunguptagpx@gmail.com

Gian Pathology and X-Ray

Pathology . Radiology

Gian Life Line - Health Checkup

Lab No. :	012410260053	Reg No/BarcodeNo :	854045/01692999
Patient Name :	Mrs.ANAMIKA	Reg. Date :	26/Oct/2024 09:56AM
Age/Sex :	37 Y / Female	Sample Taken Date :	26/Oct/2024 10:47AM
Client Code/Name :	MEDIWHEEL FULL BODY CHECKUP	Report Date :	26/Oct/2024 12:04PM
Referred By Doctor :	Dr. BANK OF BARODA		

BIOCHEMISTRY

MEDIWHEEL FEMALE BELOW 40

Test Name	Result	Unit	Biological Ref.Interval
LFT/LIVER FUNCTION TESTS			
BILIRUBIN TOTAL Diazonium Salt	0.41	mg/dl	0.10 - 1.20
BILIRUBIN DIRECT Diazo Reaction	0.17	mg/dl	0.0 - 0.5
BILIRUBIN INDIRECT Calculated	0.24	mg/dl	0.10 - 1.1
SGOT /AST Enzymatic (NADH(Without P-5-P))	23	U/L	5 - 34
SGPT /ALT Enzymatic (NADH(Without P-5-P))	17	U/L	0.0 - 55
Alk. Phosphatase, Serum Para-nitrophenyl phosphate	68	U/L	46 - 122
PROTEIN TOTAL Biuret	7.5	g/dl	6.4 - 8.3
ALBUMIN BCG	4.2	g/dl	3.5 - 5.0
GLOBULIN Calculated	3.3	g/dl	2.3 - 3.5
A/G RATIO Calculated	1.27	Ratio	1.5 - 2.5



A Gupta

Dr. Arun Kumar Gupta
M.D. Chief Pathologist
(Reg No. 34930)



NABL & ISO 9001 : 2008 Certified
Wellness . Diagnostics
A Unit of Gian Life Care Limited



7/216 (6), Swaroop Nagar
(In Front of L.L.R. Hospital), Kanpur
Mob. : 8808051576
E-mail : reportsgpx@gmail.com
arunguptagpx@gmail.com

Gian Pathology and X-Ray

Pathology . Radiology

Gian Life Line - Health Checkup

Lab No. :	012410260053	Reg No/BarcodeNo :	854045/01692999
Patient Name :	Mrs.ANAMIKA	Reg. Date :	26/Oct/2024 09:56AM
Age/Sex :	37 Y / Female	Sample Taken Date :	26/Oct/2024 10:47AM
Client Code/Name :	MEDIWHEEL FULL BODY CHECKUP	Report Date :	26/Oct/2024 12:04PM
Referred By Doctor :	Dr. BANK OF BARODA		

BIOCHEMISTRY

MEDIWHEEL FEMALE BELOW 40

Test Name	Result	Unit	Biological Ref.Interval
Lipid Profile			
CHOLESTEROL TOTAL Enzymetic	176	mg/dl	Desirable: <200 Boderline High: 200 – 239 High : ≥240
TRIGLYCERIDES GPO	69	mg/dl	Normal <150 Boderline High: 150 – 199 High : 200 – 499 Very High: ≥500
HDL CHOLESTEROL Accelerator Selective Detergent	50	mg/dl	40 - 60
LDL CHOLESTEROL Calculated	112.2	mg/dl	100 - 130
VLDL CALCULATED Calculated	13.8	mg/dl	13 - 36
CHOL/ HDL RATIO Calculated	3.52	Ratio	Less than 4.0
LDL / HDL RATIO	2.24		3.3 - 4.4 (Low Risk) 4.4-7.1 (Average Risk) 7.1-11.0 (Moderate Risk)

Ratio of LDL to HDL

Risk	Men	Women
Very low (1/2 average)	1	1.5
Average risk	3.6	3.2
Moderate risk (2x average)	6.3	5.0
High risk (3x risk)	8	6.1

HDL levels have an inverse relationship with coronary heart disease. The ability of **HDL** to predict the development of coronary atherosclerosis has been estimated to be four times greater than **LDL** and eight times greater than **TC**. Treatment is recommended for those with a **HDL** level below 40 mg/dL. An **HDL** of 60 mg/dL is considered protection against heart disease.

Preparation:

Blood should be collected after a 12-hour fast (no food or drink, except water). For the most accurate results, wait at least 2 months after a heart attack, surgery, infection, injury or pregnancy to check Lipid Profile.

BUN/CREATININE RATIO

BLOOD UREA NITROGEN Urease	7.3	mg/dl	7.0 - 18.7
CREATININE, Serum Kinetic Alkaline Picrate	0.58	mg/dl	0.50 - 1.20
Ratio	12.59	mg/dl	5 - 20



A Gupta

Dr. Arun Kumar Gupta
M.D. Chief Pathologist
(Reg No. 34930)



NABL & ISO 9001 : 2008 Certified
Wellness . Diagnostics
 A Unit of Gian Life Care Limited



7/216 (6), Swaroop Nagar
 (In Front of L.L.R. Hospital), Kanpur
 Mob. : 8808051576
 E-mail : reportsgpx@gmail.com
 arunguptagpx@gmail.com

Gian Pathology and X-Ray

Pathology . Radiology

Gian Life Line - Health Checkup

Lab No.	: 012410260053	Reg No/BarcodeNo	: 854045/01692999
Patient Name	: Mrs.ANAMIKA	Reg. Date	: 26/Oct/2024 09:56AM
Age/Sex	: 37 Y / Female	Sample Taken Date	: 26/Oct/2024 10:47AM
Client Code/Name	: MEDIWHEEL FULL BODY CHECKUP	Report Date	: 26/Oct/2024 12:04PM
Referred By Doctor	: Dr. BANK OF BARODA		

BIOCHEMISTRY

MEDIWHEEL FEMALE BELOW 40

Test Name	Result	Unit	Biological Ref.Interval
-----------	--------	------	-------------------------



A Gupta

Dr. Arun Kumar Gupta
 M.D. Chief Pathologist
 (Reg No. 34930)



NABL & ISO 9001 : 2008 Certified
Wellness . Diagnostics
A Unit of Gian Life Care Limited



7/216 (6), Swaroop Nagar
(In Front of L.L.R. Hospital), Kanpur
Mob. : 8808051576
E-mail : reportsgpx@gmail.com
arunguptagpx@gmail.com

Gian Pathology and X-Ray

Pathology . Radiology

Gian Life Line - Health Checkup

Lab No. :	012410260053	Reg No/BarcodeNo :	854045/01692999
Patient Name :	Mrs.ANAMIKA	Reg. Date :	26/Oct/2024 09:56AM
Age/Sex :	37 Y / Female	Sample Taken Date :	26/Oct/2024 04:55PM
Client Code/Name :	MEDIWHEEL FULL BODY CHECKUP	Report Date :	26/Oct/2024 07:03PM
Referred By Doctor :	Dr. BANK OF BARODA		

CLINICAL PATHOLOGY

MEDIWHEEL FEMALE BELOW 40

Test Name	Result	Unit	Biological Ref.Interval
-----------	--------	------	-------------------------

MEDIWHEEL FEMALE BELOW 40

URINE SUGAR (F)

URINE SUGAR (F) NIL

(*Not in NABL Scope*)

URINE ROUTINE EXAMINATION

Method -Dipstick And Microscopy

PHYSICAL EXAMINATION

COLOUR	STRAW		
SPECIFIC GRAVITY (Based on pka change)	1.020		1.001 - 1.030
pH (methylred/Bromothymol blue method)	6.0		4.6 - 8.0
TURBIDITY	ABSENT		
Deposit (UR)	ABSENT		

Chemical

PROTEIN	NIL		Nil
<small>Dipstick/Tetra bromophenol blue/ Heat & Acid Test method).</small>			
GLUCOSE (Oxidase Peroxidase method)	NIL		Nil
KETONE (Nitroprusside Method)	NEGATIVE		Nil
BILL PIGMENT (Diazo Method)	NEGATIVE		Negative
UROBILINOGEN (Ehrlich reaction)	NEGATIVE		Normal
Nitrite (Based on presence of bacteria)	NEGATIVE		Negative
Leucocyte Esterase (Esterase Diazonium Method)	NEGATIVE		Negative
BLOOD	PRESENT		Negative

After Centrifugation at 2500 R.P.M. For 5 Minutes

MICROSCOPIC EXAMINATION

RBC (Microscopic)	1-2	per HPF	
PUS CELLS (Microscopic)	2-4	Per HPF	0 - 5 WBC/hpf
EPITHELIAL CELLS (Microscopic)	10-15	Per HPF	
CASTS (Microscopic)	NIL	Per LPF	
CRYSTALS (Microscopic)	NIL		
Amorphous Material (Microscopic)	Nil		Nil
BACTERIA (Microscopic)	NIL	Per HPF	0-0



A Gupta

Dr. Arun Kumar Gupta
M.D. Pathologist



NABL & ISO 9001 : 2008 Certified
Wellness . Diagnostics
 A Unit of Gian Life Care Limited



7/216 (6), Swaroop Nagar
 (In Front of L.L.R. Hospital), Kanpur
 Mob. : 8808051576
 E-mail : reportsgpx@gmail.com
 arunguptagpx@gmail.com

Gian Pathology and X-Ray

Pathology . Radiology

Gian Life Line - Health Checkup

Lab No.	: 012410260053	Reg No/BarcodeNo	: 854045/01692999
Patient Name	: Mrs.ANAMIKA	Reg. Date	: 26/Oct/2024 09:56AM
Age/Sex	: 37 Y / Female	Sample Taken Date	: 26/Oct/2024 04:55PM
Client Code/Name	: MEDIWHEEL FULL BODY CHECKUP	Report Date	: 26/Oct/2024 07:03PM
Referred By Doctor	: Dr. BANK OF BARODA		

CLINICAL PATHOLOGY

MEDIWHEEL FEMALE BELOW 40

Test Name	Result	Unit	Biological Ref.Interval
URINE SUGAR (PP)			
URINE SUGAR (PP)	NIL		

(*Not in NABL Scope*)



A Gupta

Dr. Arun Kumar Gupta
 M.D. Pathologist



NABL & ISO 9001 : 2008 Certified
Wellness . Diagnostics
A Unit of Gian Life Care Limited



7/216 (6), Swaroop Nagar
(In Front of L.L.R. Hospital), Kanpur
Mob. : 8808051576
E-mail : reportsgpx@gmail.com
arunguptagpx@gmail.com

Gian Pathology and X-Ray

Pathology . Radiology

Gian Life Line - Health Checkup

Lab No. :	012410260053	Reg No/BarcodeNo :	854045/01692999
Patient Name :	Mrs.ANAMIKA	Reg. Date :	26/Oct/2024 09:56AM
Age/Sex :	37 Y / Female	Sample Taken Date :	26/Oct/2024 10:53AM
Client Code/Name :	MEDIWHEEL FULL BODY CHECKUP	Report Date :	26/Oct/2024 12:38PM
Referred By Doctor :	Dr. BANK OF BARODA		

HAEMATOLOGY

MEDIWHEEL FEMALE BELOW 40

Test Name	Result	Unit	Biological Ref.Interval
MEDIWHEEL FEMALE BELOW 40			
CBC / COMPLETE BLOOD COUNT			
HEMOGLOBIN (Hb) Photometry Cyanide Free	11.50	g/dl	12.0 - 15.0
TLC Impedence	8620	/cumm	4000-10000
DLC (%)			
NEUTROPHIL DHSS/Microscopic	66	%	40-80
LYMPHOCYTE DHSS/Microscopic	26	%	24-44
EOSINOPHIL DHSS/Microscopic	2	%	01-06
MONOCYTE DHSS/Microscopic	6	%	3-6
Platelet Impedance/Microscopic	379	10 ³ /μL	140 - 440
RBC COUNT Impedance	4.32	10 ⁶ /μL	3.8 - 5.5
PCV (HCT) Numeric Integration	35.6	%	36-46
MCV Calculated	82.2	fL	83-91
MCH Calculated	26.6	pg	27-32
MCHC Calculated	32.3	g/dL	31.5-34.5
RDW-CV Calculated	15.0	%	11.6 - 14.0
ABSOLUTE NEUTROPHIL COUNT DHSS/Calculated	5.69	10 ³ /μL	2.00-7.00
ABSOLUTE LYMPHOCYTE COUNT DHSS/Calculated	2.24	10 ³ /μL	1.0-3.0
ABSOLUTE MONOCYTE COUNT DHSS/Calculated	0.52	10 ³ /μL	0.020-1.0
ABSOLUTE EOSINOPHIL COUNT DHSS/Calculated	0.17	10 ³ /μL	0.02 - 0.50
N/L Ratio	2.54	Ratio	Normal: 1 - 3 Mildly High: 4 - 6 Moderately High: 7 - 9 Severly High: >9.0



A Gupta

Dr. Arun Kumar Gupta
M.D. Chief Pathologist
(Reg No. 34930)



NABL & ISO 9001 : 2008 Certified
Wellness . Diagnostics
A Unit of Gian Life Care Limited



7/216 (6), Swaroop Nagar
(In Front of L.L.R. Hospital), Kanpur
Mob. : 8808051576
E-mail : reportsgpx@gmail.com
arunguptagpx@gmail.com

Gian Pathology and X-Ray

Pathology . Radiology

Gian Life Line - Health Checkup

Lab No. : 012410260053 Reg No/BarcodeNo : 854045/01692999
Patient Name : Mrs.ANAMIKA Reg. Date : 26/Oct/2024 09:56AM
Age/Sex : 37 Y / Female Sample Taken Date : 26/Oct/2024 10:53AM
Client Code/Name : MEDIWHEEL FULL BODY Report Date : 26/Oct/2024 02:33PM
Referred By Doctor : Dr. BANK OF BARODA

HAEMATOLOGY

MEDIWHEEL FEMALE BELOW 40

Test Name	Result	Unit	Biological Ref.Interval
-----------	--------	------	-------------------------

MEDIWHEEL FEMALE BELOW 40

ESR WESTERGREN (Automated)

ESR WESTERGREN (Automated) WESTERGREN	12	mm	0 - 14
--	----	----	--------

Not in NABL Scope

ABO Rh / BLOOD GROUP Tube Agglutination (FORWARD & REVERSE Method)

BLOOD GROUP / ABO-RH

ABO	O	.	-
Reverse & Forward			
Rh	POSITIVE	.	-
Reverse & Forward			

HbA1C/GLYCATED HEMOGLOBIN/GHB

HBA1C/GLYCATED HEMOGLOBIN	5.3	%
Average of Glucose Level	105.41	mg/dl

Test is done by HPLC method (Gold Standard) D-10 Analyzer.

Expected Values :-

Test	Normal Range	
HbA1c	Non Diabetic:	4.0% - 6.0%
	Good Control:	6.1% - 8.0%
	Poor Control:	8.1% - 9.0 %
	Unsatisfactory:	> 9 %

To convert an A1c to the new average mean blood glucose, use this formula:

$$eAG(mg/dl) = (28.7 \times HbA1c) - 46.7$$

Not in NABL Scope



A Gupta

Dr. Arun Kumar Gupta
M.D. Chief Pathologist
(Reg No. 34930)



NABL & ISO 9001 : 2008 Certified
Wellness . Diagnostics
A Unit of Gian Life Care Limited



7/216 (6), Swaroop Nagar
(In Front of L.L.R. Hospital), Kanpur
Mob. : 8808051576
E-mail : reportsgpx@gmail.com
arunguptagpx@gmail.com

Gian Pathology and X-Ray

Pathology . Radiology

Gian Life Line - Health Checkup

Lab No.	: 012410260053	Reg No/BarcodeNo	: 854045/01692999
Patient Name	: Mrs.ANAMIKA	Reg. Date	: 26/Oct/2024 09:56AM
Age/Sex	: 37 Y / Female	Sample Taken Date	: 26/Oct/2024 10:47AM
Client Code/Name	: MEDIWHEEL FULL BODY CHECKUP	Report Date	: 26/Oct/2024 02:14PM
Referred By Doctor	: Dr. BANK OF BARODA		

IMMUNOASSAY

MEDIWHEEL FEMALE BELOW 40

Test Name	Result	Unit	Biological Ref.Interval
MEDIWHEEL FEMALE BELOW 40			
<u>T3 / TRIDOTHYRONINE TOTAL</u>			
T3 TOTAL CLIA	0.74	ng/mL	0.35 - 1.93
<u>T4 / THYROXIN TOTAL</u>			
T4 TOTAL CLIA	8.55	µg/dl	4.50 - 10.9

Increased levels are seen in graves disease cancer of thyroid as symptoms of hyperthyroidism. Low levels are seen in hypothyroidism whose symptoms are myoxyedema hashmito disease and pituitary disorders



A Gupta

Dr. Arun Kumar Gupta
M.D. Chief Pathologist
(Reg No. 34930)



NABL & ISO 9001 : 2008 Certified
Wellness . Diagnostics
A Unit of Gian Life Care Limited



7/216 (6), Swaroop Nagar
(In Front of L.L.R. Hospital), Kanpur
Mob. : 8808051576
E-mail : reportsgpx@gmail.com
arunguptagpx@gmail.com

Gian Pathology and X-Ray

Pathology . Radiology

Gian Life Line - Health Checkup

Lab No.	: 012410260053	Reg No/BarcodeNo	: 854045/01692999
Patient Name	: Mrs.ANAMIKA	Reg. Date	: 26/Oct/2024 09:56AM
Age/Sex	: 37 Y / Female	Sample Taken Date	: 26/Oct/2024 10:47AM
Client Code/Name	: MEDIWHEEL FULL BODY CHECKUP	Report Date	: 26/Oct/2024 02:14PM
Referred By Doctor	: Dr. BANK OF BARODA		

IMMUNOASSAY

MEDIWHEEL FEMALE BELOW 40

Test Name	Result	Unit	Biological Ref.Interval
-----------	--------	------	-------------------------

MEDIWHEEL FEMALE BELOW 40

TSH (Thyroid Stimulating Hormone)

TSH (ECLIA) CLIA	2.33	µIU/ml	0.35 - 5.50
---------------------	------	--------	-------------

NOTE:

Guidelines for interpretation of abnormal thyroid function test.

TSH	T4/FT4	T3/FT3	Interpretation
High	Normal Normal	Mild(subclinical)	Hypothyroidism.
High	Low	Low/Normal	Hypothyroidism
Low	Normal Normal	Mild (subclinical)	Hyperthyroidism.
Low	High/Normal	High/Normal	Hyperthyroidism
Low	Low/Normal	Low/Normal	Rare pituitary(secondary)Hypothyroidism



A Gupta

Dr. Arun Kumar Gupta
M.D. Chief Pathologist
(Reg No. 34930)



NABL & ISO 9001 : 2008 Certified
Wellness . Diagnostics
 A Unit of Gian Life Care Limited



7/216 (6), Swaroop Nagar
 (In Front of L.L.R. Hospital), Kanpur
 Mob. : 8808051576
 E-mail : reportsgpx@gmail.com
 arunguptagpx@gmail.com

Gian Pathology and X-Ray

Pathology . Radiology

Gian Life Line - Health Checkup

Lab No.	: 012410260053	Reg No/BarcodeNo	: 854045/01692999
Patient Name	: Mrs.ANAMIKA	Reg. Date	: 26/Oct/2024 09:56AM
Age/Sex	: 37 Y / Female	Sample Taken Date	: 26/Oct/2024 09:56AM
Client Code/Name	: MEDIWHEEL FULL BODY CHECKUP	Report Date	: 26/Oct/2024 02:35PM
Referred By Doctor	: Dr. BANK OF BARODA		

X-RAY

MEDIWHEEL FEMALE BELOW 40

MEDIWHEEL FEMALE BELOW 40

X RAY CHEST PA VIEW

DIAPHRAGMS ARE NORMAL
 COSTOPHRENIC ANGLES ARE CLEAR
 CARDIAC SHADOW IS NORMAL
 HILAR SHADOWS ARE HEAVY
 ACCENTUATED MARKINGS SEEN
 NO PARENCHYMAL LESION IS NOTED
 ACTIVE DISEASE OF LUNGS OR PLEURA IS NOT INDICATED

DR.S.KHURANA
MBBS. DMRE

*** End Of Report ***





Stage	Time	Duration	Belt Speed (mph)	Elevation	METs	Rate	BP	RPP	PVC	Comments
Supine	00:49	0:01	00.0	00.0	01.0	66	120/80	079	00	
Standing	01:00	0:01	00.0	00.0	01.0	84	120/80	100	00	
HV	01:07	0:01	00.0	00.0	01.0	085	120/80	102	00	
ExStart	01:23	0:01	00.0	00.0	01.0	102	120/80	122	01	
BRUCE Stage 1	04:23	3:00	01.7	10.0	04.7	155	130/84	201	00	
BRUCE Stage 2	07:23	3:00	02.5	12.0	07.1	167	140/88	233	02	
PeakEx	08:31	1:08	03.4	14.0	08.3	178	140/88	249	03	
Recovery	09:30	1:00	00.0	00.0	01.2	180	136/86	244	00	
Recovery	10:30	2:00	00.0	00.0	01.0	130	132/84	171	00	
Recovery	11:27	2:56	00.0	00.0	01.0	119	132/84	157	00	

Findings :

Exercise Time : 07:09
 Max HR Attained : 180 bpm 98% of Target 183
 Max BP Attained : 140/88
 Max WorkLoad Attained : 8.3 Fair response to induced stress
 Max ST Dep Lead & Value : II & -2.6 mm
 Duke Treadmill Score : 11.5
 Test Objective : For Testing
 History : Nil
 Test End Reasons : Fatigue

Doctor : DR. KUSH KUMAR TYAGI D.M.



Report :

Sample Name: Stress Test Graded Exercise Treadmill
Description: .

INDICATIONS: R/O CAD.

PROCEDURE DONE: Graded exercise treadmill stress test.

STRESS ECG RESULTS:

FAIR EXERCISE TOLERANCE, ADEQUATE B.P. RESPONSE, THR 98% ACHIEVED,
NO CHEST PAIN / DYSPNOEA, NO SIGNIFICANT ST-T CHANGES DURING EXERCISE
AND RECOVERY. NO ARRHYTHAEMIA.

TEST IS NEGATIVE FOR STRESS INDUCED REVERSIBLE MYOCARDIAL ISCHEMIA.

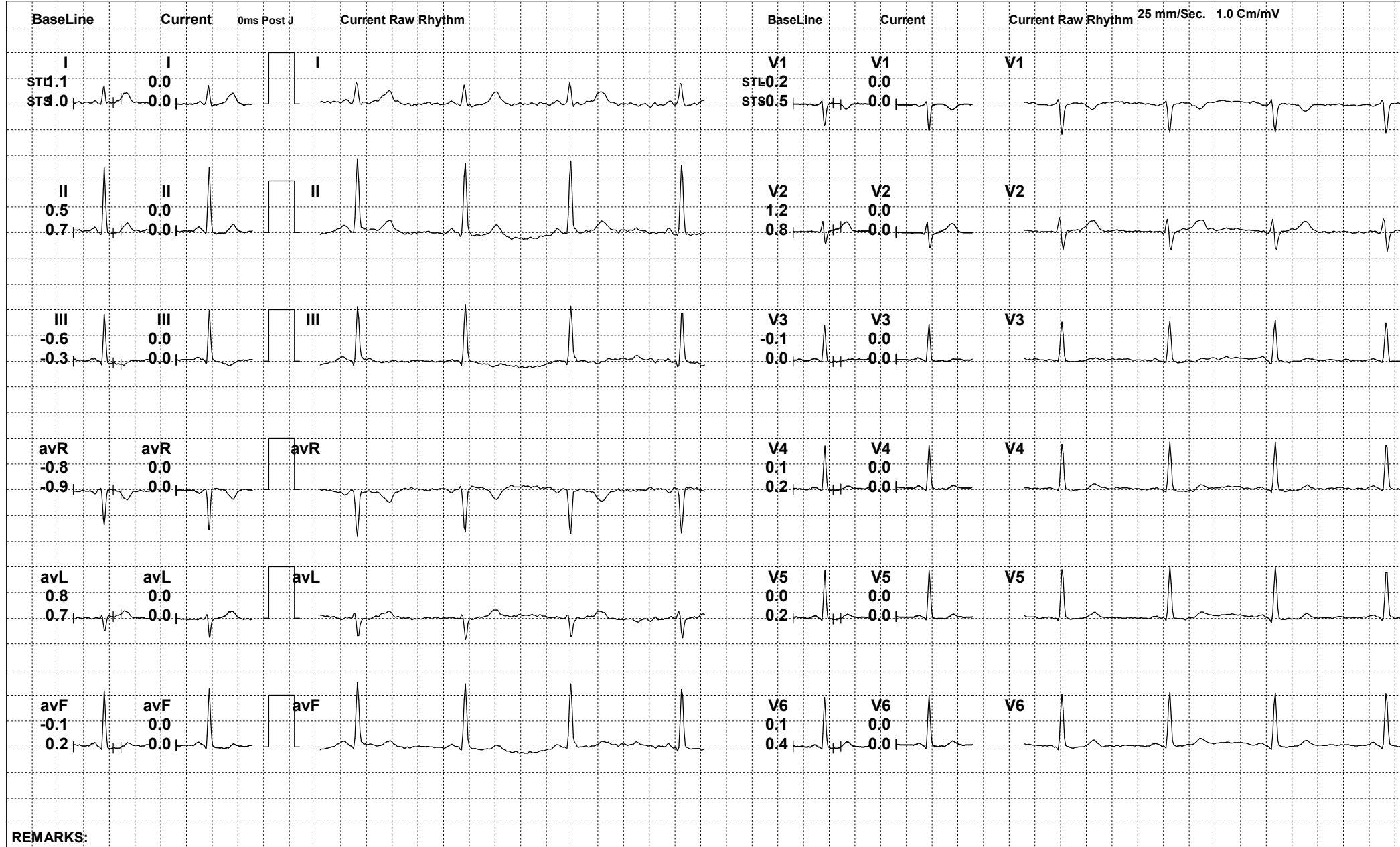
Doctor : DR. KUSH KUMAR TYAGI D.M.



834958 (854045) / ANAMIKA / 37 Yrs / F

Date: 26-Oct-2024 11:49:23 AM METS: 1.0/ 66 bpm 36% of THR BP: 120/80 mmHg Raw ECG/ BLC On/ Notch On/ HF 0.05 Hz/LF 100 Hz

ExTime: 00:47 0.0 mph, 0.0%



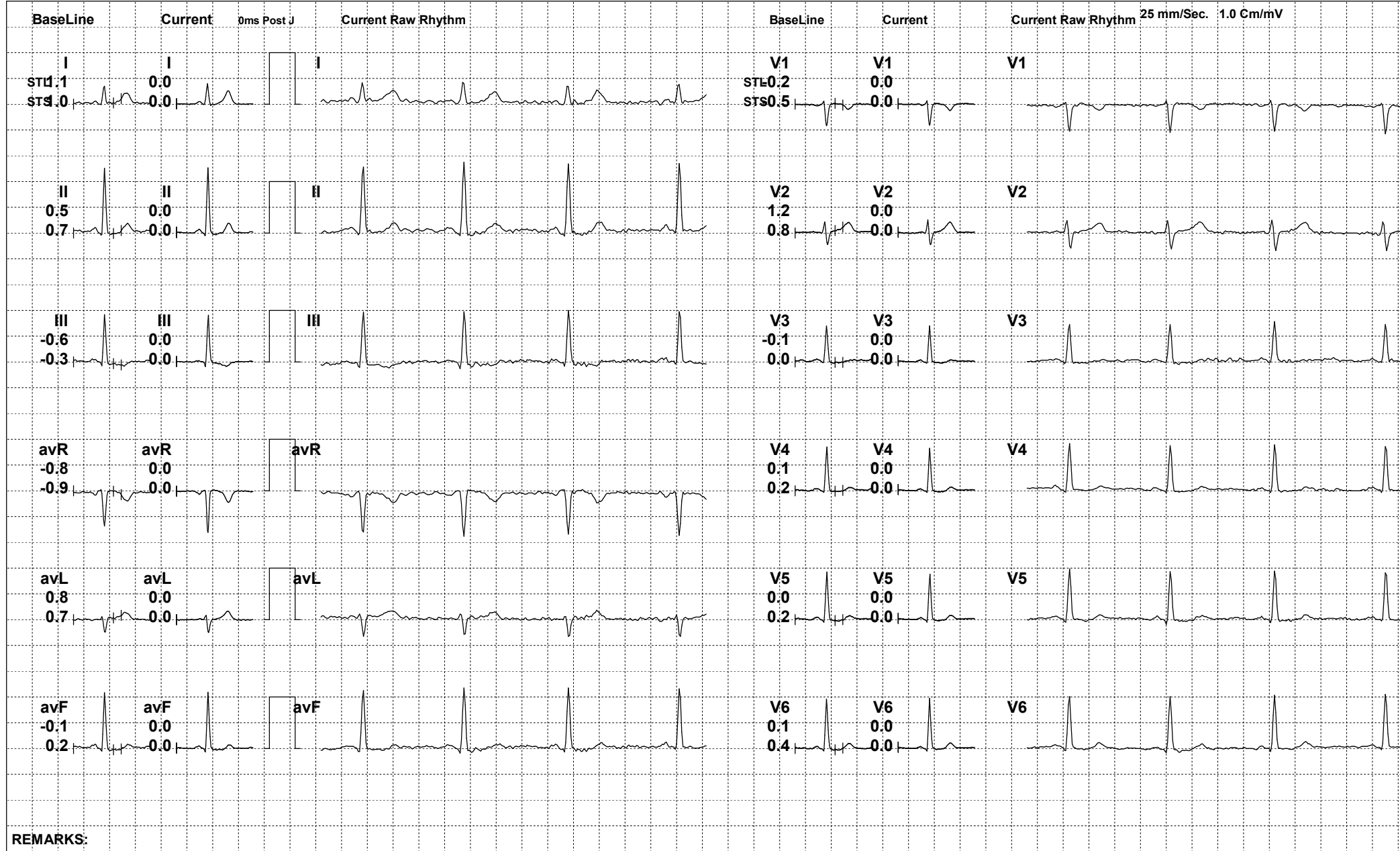
REMARKS:



834958 (854045) / ANAMIKA / 37 Yrs / F

Date: 26-Oct-2024 11:49:23 AM METS: 1.0/ 84 bpm 45% of THR BP: 120/80 mmHg Raw ECG/ BLC On/ Notch On/ HF 0.05 Hz/LF 100 Hz

ExTime: 00:58 0.0 mph, 0.0%

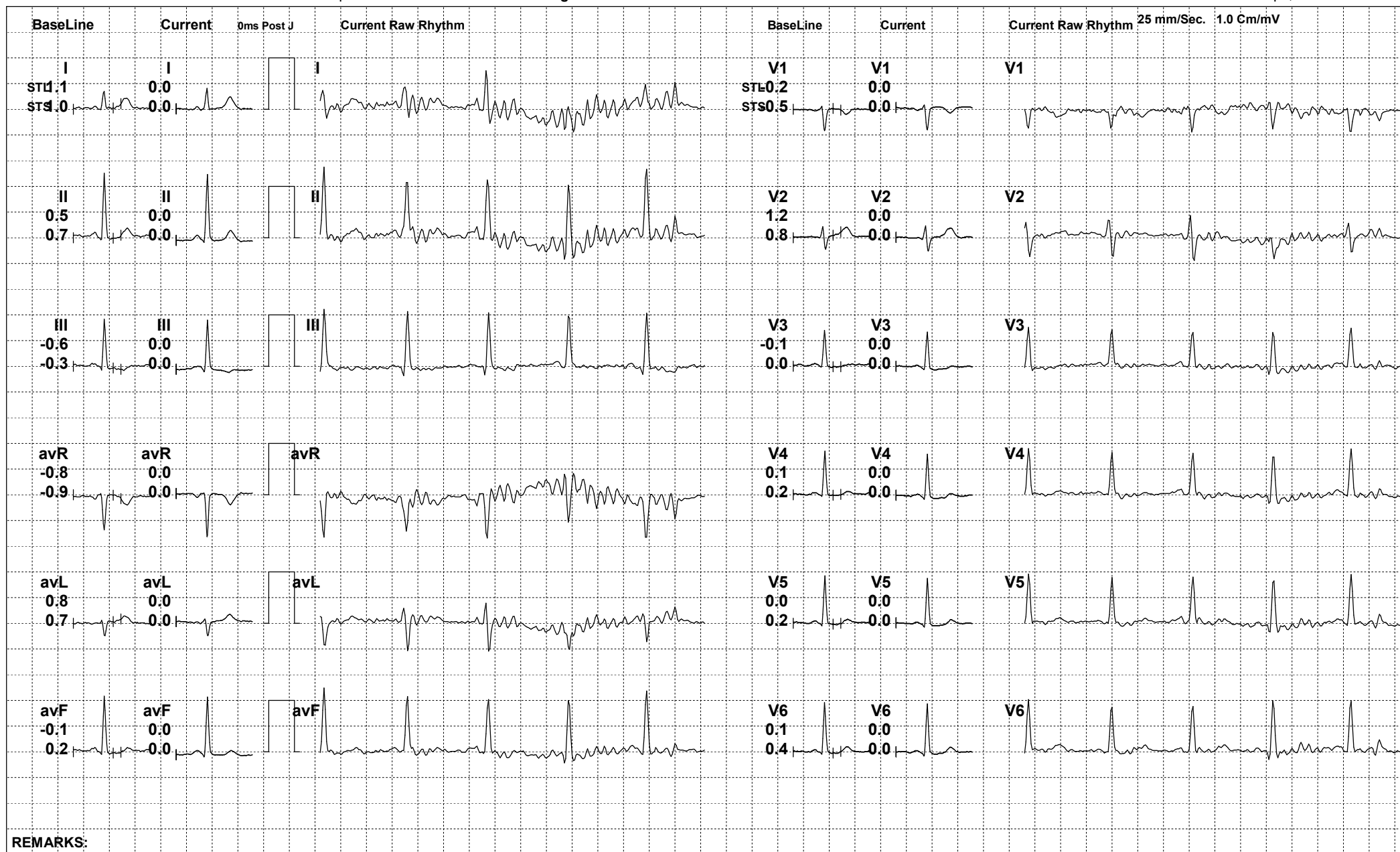




834958 (854045) / ANAMIKA / 37 Yrs / F

Date: 26-Oct-2024 11:49:23 AM METS: 1.0/ 85 bpm 46% of THR BP: 120/80 mmHg Raw ECG/ BLC On/ Notch On/ HF 0.05 Hz/LF 100 Hz

ExTime: 01:05 0.0 mph, 0.0%





834958 (854045) / ANAMIKA / 37 Yrs / F

Date: 26-Oct-2024 11:49:23 AM METS: 1.0/ 95 bpm 51% of THR BP: 120/80 mmHg Raw ECG/ BLC On/ Notch On/ HF 0.05 Hz/LF 100 Hz

ExTime: 01:21 0.0 mph, 0.0%



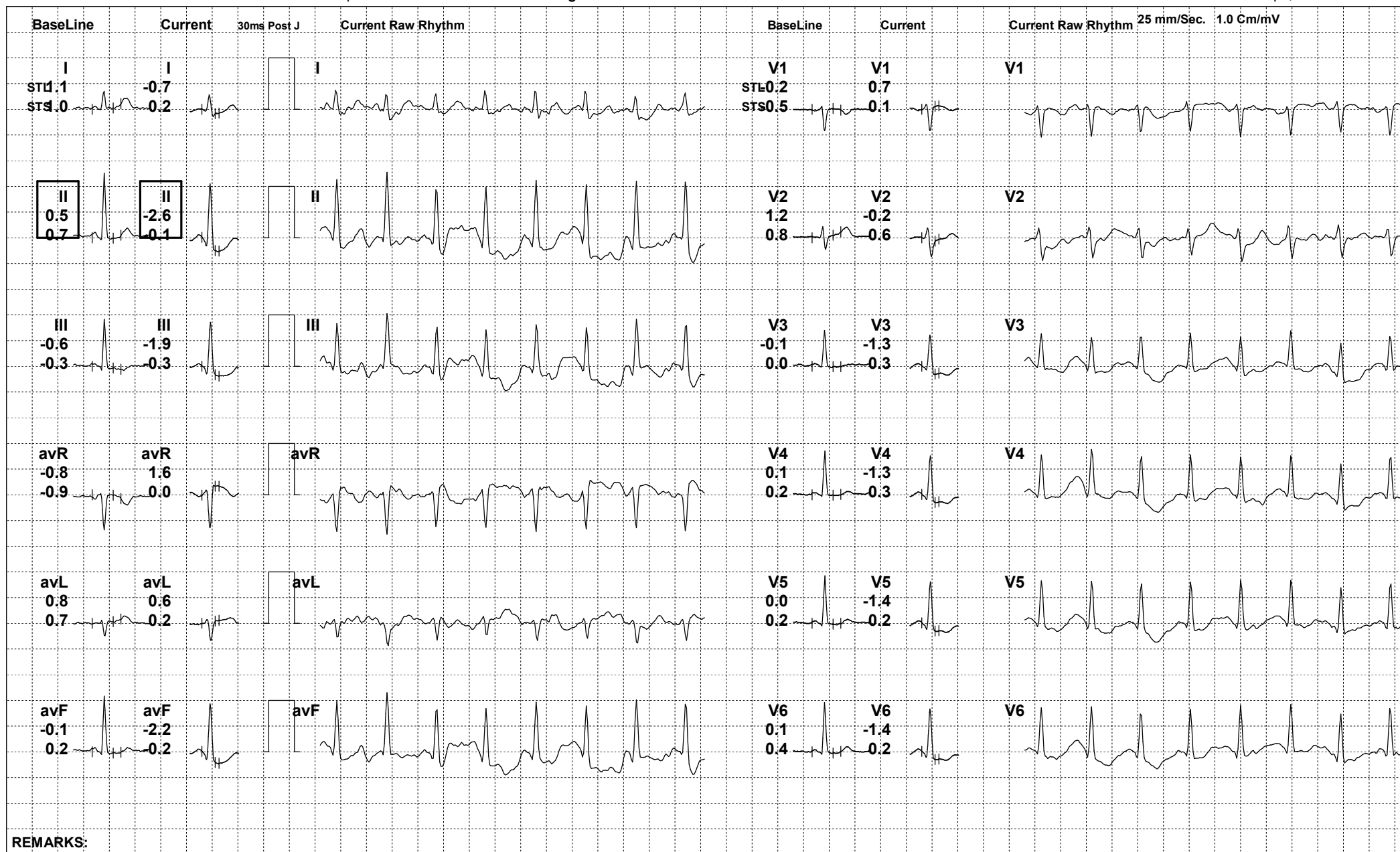
REMARKS:



834958 (854045) / ANAMIKA / 37 Yrs / F

Date: 26-Oct-2024 11:49:23 AM METS: 4.7/ 155 bpm 84% of THR BP: 130/84 mmHg Raw ECG/ BLC On/ Notch On/ HF 0.05 Hz/LF 100 Hz

ExTime: 03:00 1.7 mph, 10.0%



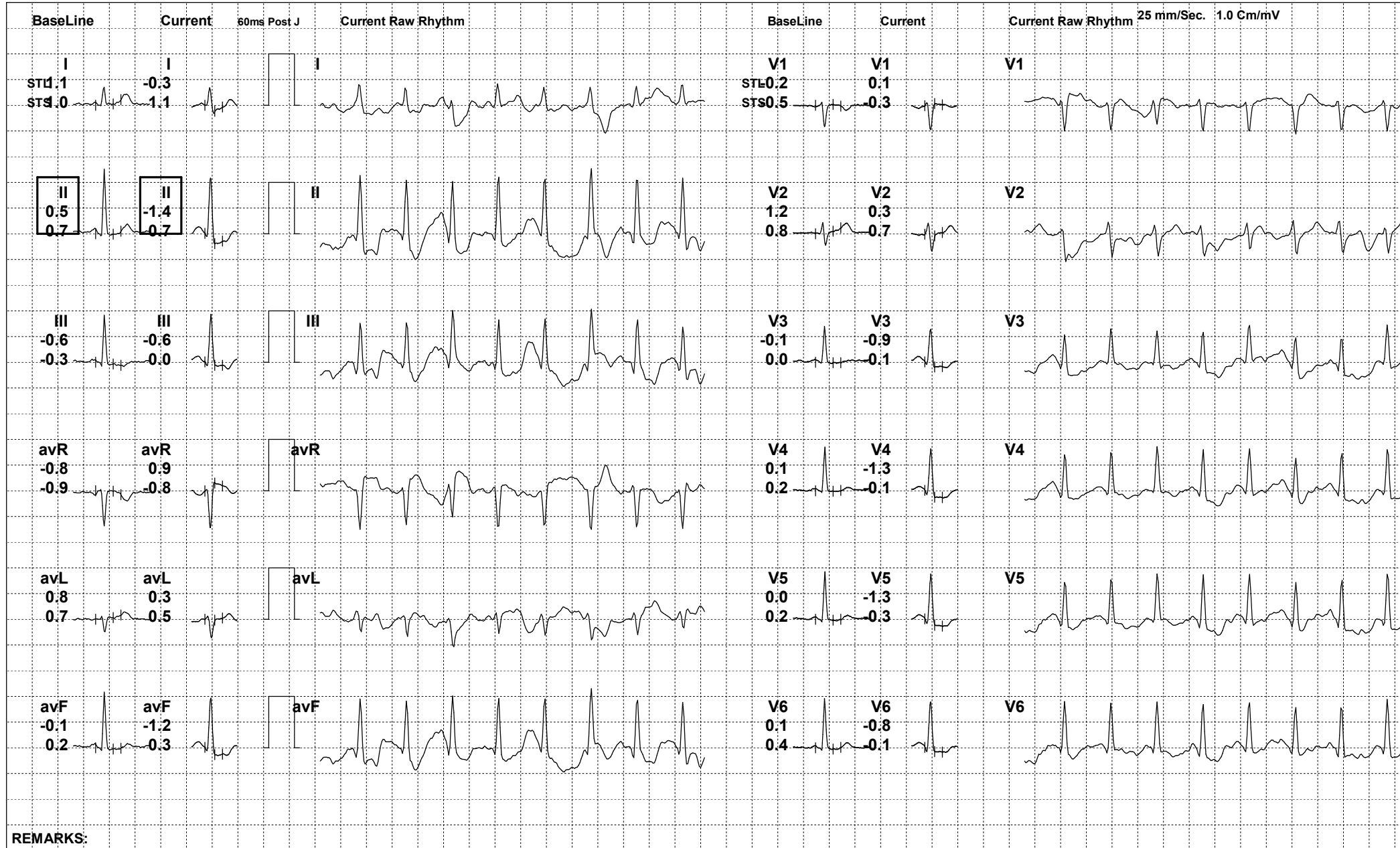
REMARKS:



834958 (854045) / ANAMIKA / 37 Yrs / F

Date: 26-Oct-2024 11:49:23 AM METS: 7.1/ 167 bpm 91% of THR BP: 140/88 mmHg Raw ECG/ BLC On/ Notch On/ HF 0.05 Hz/LF 100 Hz

ExTime: 06:00 2.5 mph, 12.0%



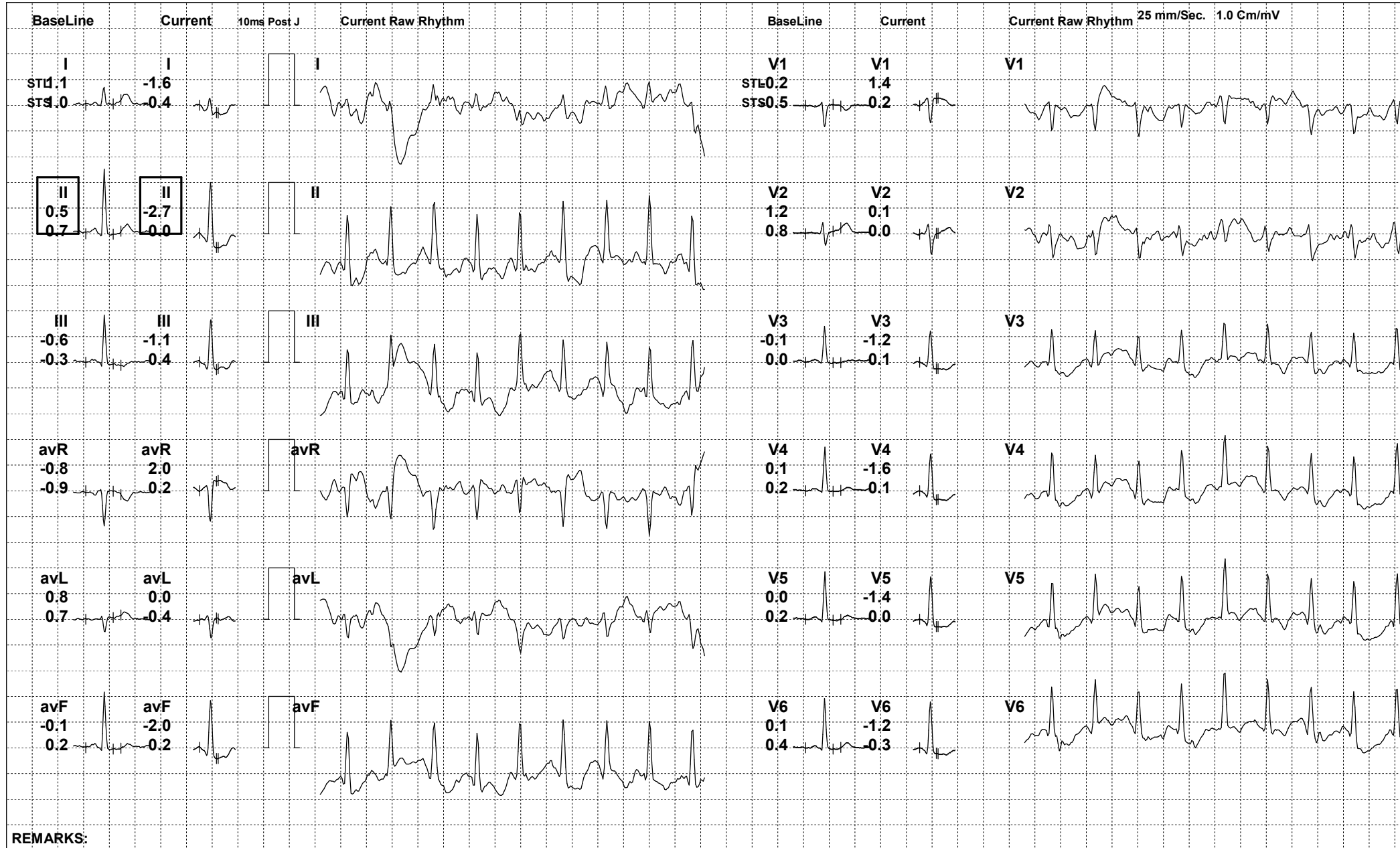
REMARKS:



834958 (854045) / ANAMIKA / 37 Yrs / F

Date: 26-Oct-2024 11:49:23 AM METS: 8.3/ 178 bpm 97% of THR BP: 140/88 mmHg Raw ECG/ BLC On/ Notch On/ HF 0.05 Hz/LF 100 Hz

ExTime: 07:08 3.4 mph, 14.0%

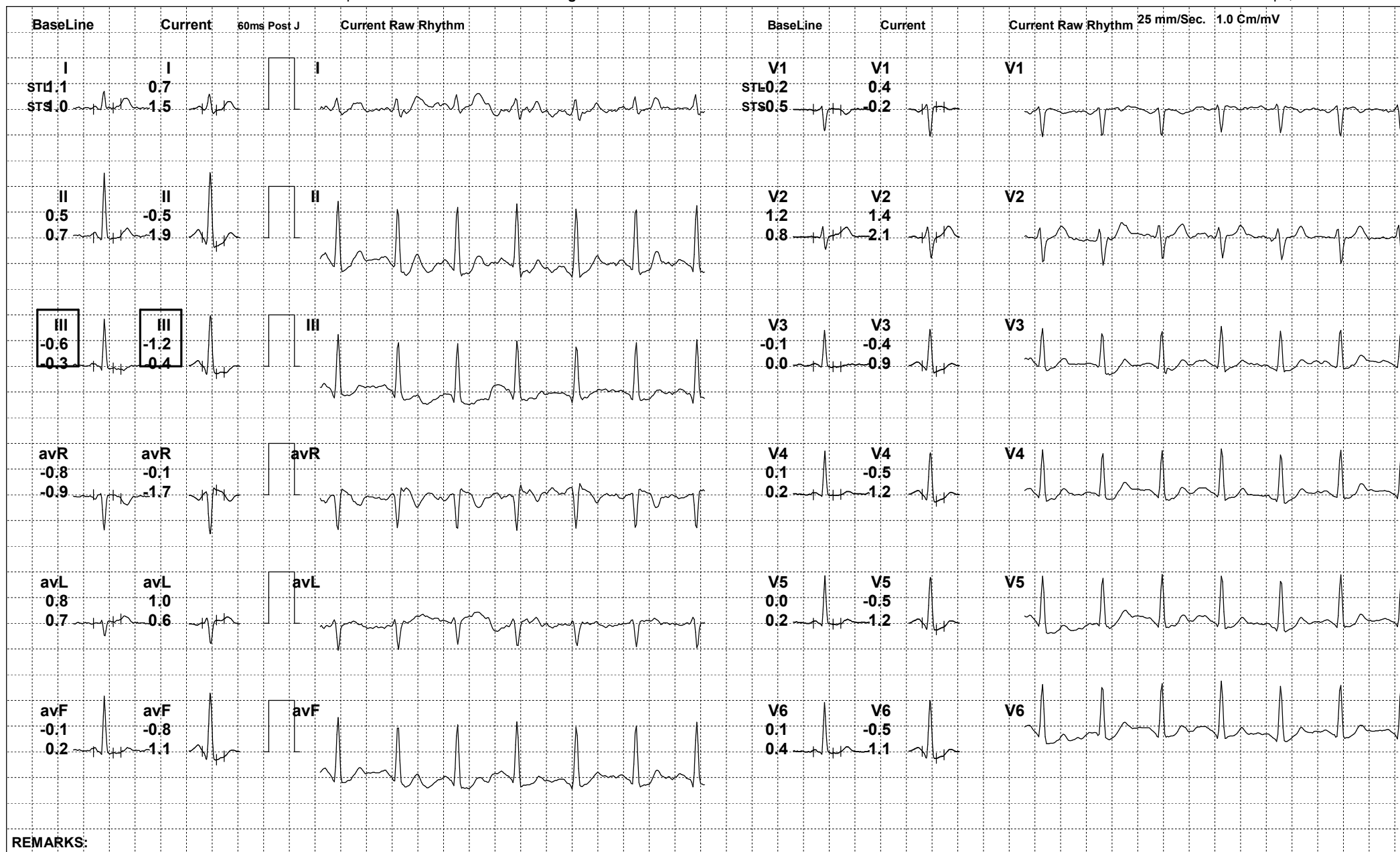




834958 (854045) / ANAMIKA / 37 Yrs / F

Date: 26-Oct-2024 11:49:23 AM METS: 1.2/ 129 bpm 70% of THR BP: 136/86 mmHg Raw ECG/ BLC On/ Notch On/ HF 0.05 Hz/LF 100 Hz

ExTime: 07:09 0.0 mph, 0.0%



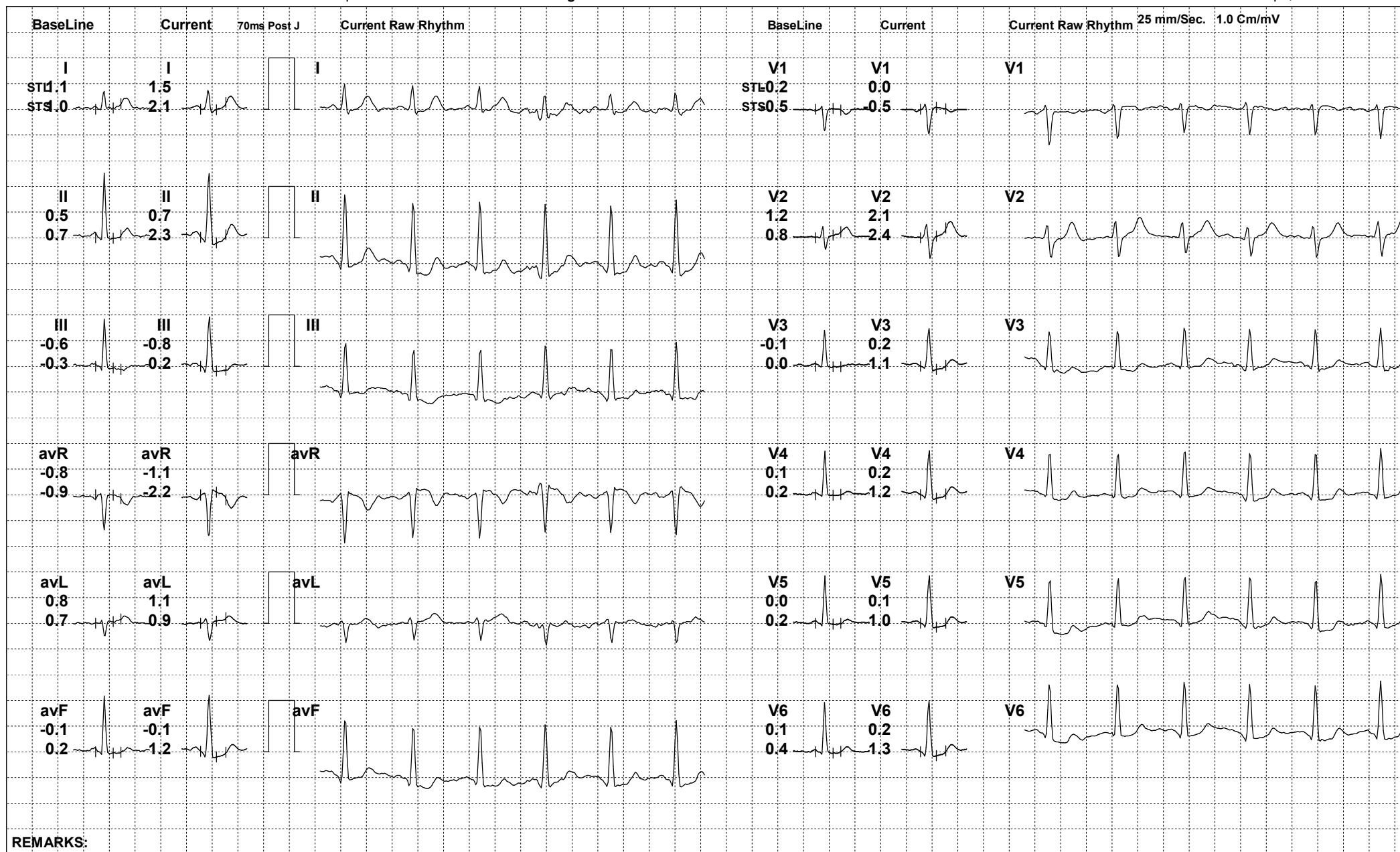
REMARKS:



834958 (854045) / ANAMIKA / 37 Yrs / F

Date: 26-Oct-2024 11:49:23 AM METS: 1.0/ 117 bpm 63% of THR BP: 132/84 mmHg Raw ECG/ BLC On/ Notch On/ HF 0.05 Hz/LF 100 Hz

ExTime: 07:09 0.0 mph, 0.0%



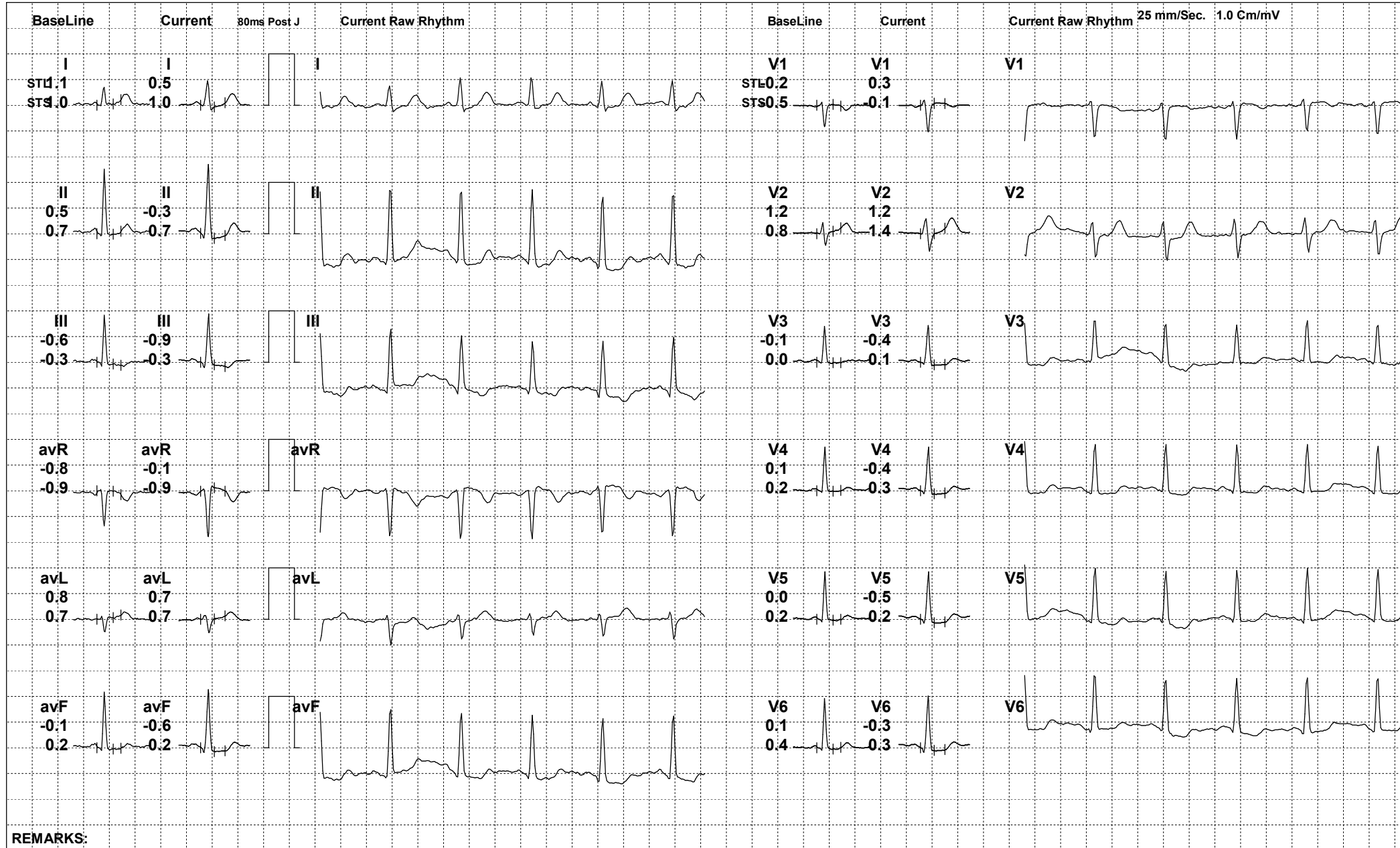
REMARKS:



834958 (854045) / ANAMIKA / 37 Yrs / F

Date: 26-Oct-2024 11:49:23 AM METS: 1.0/ 108 bpm 59% of THR BP: 132/84 mmHg Raw ECG/ BLC On/ Notch On/ HF 0.05 Hz/LF 100 Hz


ExTime: 07:09 0.0 mph, 0.0%





834958 (854045) / ANAMIKA / 37 Yrs / F

Date: 26-Oct-2024 11:49:23 AM





834958 (854045) / ANAMIKA / 37 Yrs / F

Date: 26-Oct-2024 11:49:23 AM

I II III avR avL avF V1 V2 V3 V4 V5 V6

