

प्रति,

समन्वयक,  
Mediwheel (Arcofemi Healthcare Limited)  
हेल्पलाइन नंबर: 011-41195959

महोदय/ महोदया,

विषय: बैंक ऑफ़ बड़ौदा के कर्मचारियों के लिए वार्षिक स्वास्थ्य जांच।

हम आपको सूचित करना चाहते हैं कि हमारे कर्मचारी जिनका विवरण निम्नानुसार हैं हमारे करार के अनुसार आपके द्वारा उपलब्ध कराई गई कैशलेस वार्षिक स्वास्थ्य जांच सुविधा का लाभ लेना चाहते हैं।

	कर्मचारी विवरण
नाम	MR. KUMAR PAWAN
क.कू.संख्या	113390
पदनाम	CREDIT
कार्य का स्थान	BOKARO STEEL CITY
जन्म की तारीख	01-09-1989
स्वास्थ्य जांच की प्रस्तावित तारीख	19-10-2023
बुकिंग संदर्भ सं.	23D113390100072564E

यह अनुमोदन/ संस्तुति पत्र तभी वैध माना जाएगा जब इसे बैंक ऑफ़ बड़ौदा के कर्मचारी आईडी कार्ड की प्रति के साथ प्रस्तुत किया जाएगा। यह अनुमोदन पत्र दिनांक 18-10-2023 से 31-03-2024 तक मान्य है। इस पत्र के साथ किए जाने वाले चिकित्सा जांच की सूची अनुलग्नक के रूप में दी गई है। कृपया नोट करें कि उक्त स्वास्थ्य जांच हमारी टाई-अप व्यवस्था के अनुसार कैशलेस सुविधा है। हम अनुरोध करते हैं कि आप हमारे कर्मचारी के स्वास्थ्य जांच संबंधी आवश्यकताओं पर उचित कार्रवाई करें तथा इस संबंध में अपनी सर्वोच्च प्राथमिकता तथा सर्वोत्तम संसाधन उपलब्ध कराएं। उपर्युक्त सारणी में दी गई कर्मचारी कूट संख्या एवं बुकिंग संदर्भ संख्या का उल्लेख अनिवार्य रूप से इनवॉइस में किया जाना चाहिए।

हम इस संबंध में आपके सहयोग की अपेक्षा करते हैं।

भवदीय,

हस्ता/-

(मुख्य महाप्रबंधक)

मानव संसाधन प्रबंधन विभाग

बैंक ऑफ़ बड़ौदा



(नोट: यह कंप्यूटर द्वारा जनरेट किया गया पत्र है। हस्ताक्षर की आवश्यकता नहीं है। कृपया किसी भी स्पष्टीकरण के लिए Mediwheel (Arcofemi Healthcare Limited) से संपर्क करें।)




बैंक ऑफ़ बड़ौदा

Bank of Baroda

Name - Pawan Kumar

E.C No -113390



Signature of holder

*Pawan*




**भारत सरकार**  
**GOVERNMENT OF INDIA**




पवन कुमार  
Pawan Kumar

जन्म वर्ष / Year of Birth : 1989  
पुरुष / Male



5162 7316 4338 .


**आधार - आम आंदमी का अधिकार**



**भारतीय विशिष्ट पहचान प्राधिकरण**  
**UNIQUE IDENTIFICATION AUTHORITY OF INDIA™**


पता: S/O जगेश्वर माहो, इंदिरा न.-  
1035, स्ट्रीट- 1, सेक्टर- 8/ A, बोकारो  
स्टील सिटी, बोकारो, सेक्टर झरखण्ड,  
झारखण्ड, 827009


Address: S/O Jageshwar Mahto,  
QUARTER NO - 1035, STREET-  
1, SECTOR- 8/ A, Bokaro Steel  
City, Bokaro, Sector- 8a,  
Jharkhand, 827009

---

  
 1947  
 1800 180 1947

  
 help@uidai.gov.in

  
 www.uidai.gov.in

  
 P.O. Box No. 1947,  
 Bangalore-560 021





(9)



# असर्फी हॉस्पिटल

## सबके लिए स्वास्थ्य

### OUT PATIENT DEPARTMENT

Department of General Medicine

Regd. No. : OCT23-68205 Visit : OPD/191023/158740  
 Patient Name : MR. PAWAN KUMAR Mobile : 9873697702  
 Age/Sex : 34 Y 9 M 18 D / Male Date : 19-Oct-2023 12:08 pm  
 Address : SECTOR-8/A, BOKARO STEEL CITY , BOKARO - 827009 , Jharkhand , INDIA  
 Doctor : Dr. Uday Shankar MBBS, MD, D. Cardio., FCCS OPD Timing : MON-SAT (10AM - 2PM)

Referred By :

Allergies :  
 Height : 167 cm In Temp. : 98.7 F SPO2 : 98 %  
 Weight : 74.1 Kg Pulse : 92 BPM B.P. : 120/80 mm/Hg

History and complaints :

cf  
Mild Intermittent chest pain

Examination:

Diagnosis:

Investigations:

Medicines Prescribed:

C. Levamisole once a week x 8 weeks.

T. Metilds Plus D → x 15 days.

Follow up: Days Advice (Diet/ Lifestyle / Rehab)

Date :

Time :

Signature of Doctor

\*This document is not valid for Medico-Legal purposes.

MR PAVAN KUMAR  
Male

19-Oct-23 11:31:45

ASAHI INST. OF CARDIAC SCIENCES

34 Years

Rate 87 Sinus rhythm ..... normal P axis, V-rate 50-59  
 ST elev, probable normal early repol pattern ..... ST elevation, apex-15  
 Baseline wander in lead(s) V2, V3

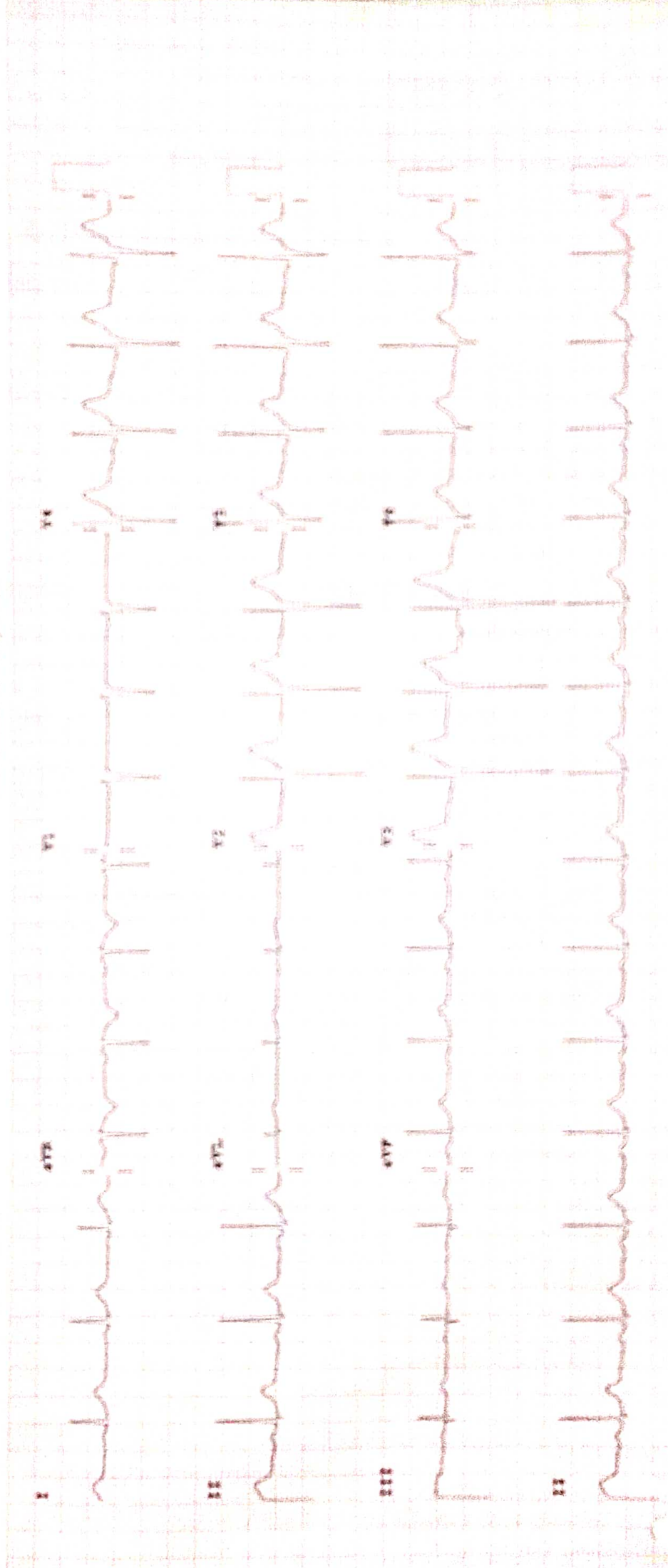
PR 148  
 QRSO 97  
 QT 345  
 QTc 415

--AXIS--  
 P 57  
 QRS 46  
 T 39

12 Lead: Standard Placement

\* NORMAL ECG \*

Unconfirmed Diagnosis



Device:

Speed: 25 mm/sec Lead: 10 mm/mV Chest: 10-6 mm/mV

P 50-60 mm/sec PR 148 ms QT 345 ms

### ECHOCARDIOGRAPHY REPORT

Name: MR PAWAN KUMAR

Age: 34

Sex: Male

Date: 19/10/2023

#### 2D & M-MODE MEASUREMENTS

LA Diam	3.5 cm
Ao Diam	3.1 cm
IVSd	1.0 cm
LVIDd	3.6 cm
LVPWd	1.0 cm
IVSs	1.6 cm
LVIDs	2.5 cm

#### 2D & M-MODE CALCULATIONS

EDV(Teich)	54 ml
ESV(Teich)	22 ml
EF(Teich)	60 %
%FS	31 %
SV(Teich)	32 ml
LVd Mass	119.84 g
RWT	0.56

#### MITRAL VALVE

MV E Vel	1.01 m/s
MV DecT	174 ms
MV Dec Slope	5.8 m/s <sup>2</sup>
MV A Vel	0.73 m/s
MV E/A Ratio	1.38

#### AORTIC VALVE

AV Vmax	1.27 m/s
AV maxPG	6.50 mmHg

#### TRICUSPID VALVE

PV Vmax	1.08 m/s
PV maxPG	4.69 mmHg

#### PULMONARY VALVE

#### COMMENTS:

- NORMAL SIZE CARDIAC CHAMBERS
- NO LVRWMA
- GOOD LV SYSTOLIC FUNCTION (EF-64%)
- NORMAL MITRAL INFLOW PATTERN
- NO MR, NO AR, NO TR
- IAS, IVS INTACT
- NO CLOT, PE
- IVC NORMAL

#### IMPRESSION:

- NORMAL ECHO STUDY

DR. UDAY SHANKAR  
(NON-INVASIVE CARDIOLOGIST)

TECH. SIG





असर्फी हॉस्पिटल  
सबके लिए स्वास्थ्य

Baramuri, P.O. - Bishunpur Polytechnic, Dhanbad (Jharkhand) - 828130  
Regd. Office : Phularitand, Kharkaree, Dhanbad (Jharkhand) - 828125  
Mob.: 78083 68888  
CIN : U85110JH2005PLC011673

## RADIOLOGY REPORT

Reg. No.	68205	Ref. Dr.	SELF
Name	MR. PAWAN KUMAR	Study	USG WHOLE ABDOMEN
Age & Sex	34Y /M	Rep Date	19.10.2023

### USG WHOLE ABDOMEN

- LIVER** : Liver is normal in size & shape. It appears bright in echotexture. No obvious focal lesion is seen. IHBR are not dilated.
- GALL BLADDER** : Past cholecystectomy status.
- CBD** : CBD is normal in course & caliber.
- PV** : PV is normal in course & caliber.
- PANCREAS** : Pancreas is normal in size, shape & echotexture. Peripancreatic soft tissues appear normal. MPD is not dilated.
- SPLEEN** : Spleen is normal in shape, size & echotexture. It measures 8.8cm in size.
- KIDNEYS** : The right kidney measures 10.2 x 4.6cm. The left kidney measures 10.8 x 5.1cm. Both kidneys are normal in shape, size & position. The pelvicalyceal system is normal. Corticomedullary differentiation is maintained. No focal lesion is seen.
- URINARY BLADDER** : Urinary bladder is well distended. No obvious calculus or mass lesion is seen. The wall thickness is normal.
- PROSTATE** : Prostate is normal in size, shape & echotexture. It measures 2.8 x 2.9 x 3.3cm in size (volume – 14.5gram).
- OTHERS** : No ascites or retroperitoneal lymphadenopathy is seen.

**IMPRESSION** : • Grade I diffuse fatty infiltration of liver.  
Clinical correlation is suggested.



**Dr. VAISHALI PATEL**  
MBBS, DNB (Radio-diagnosis)  
Consultant Radiologist

**24 HOUR EMERGENCY**

© AHL/D/0070/13/August/23

"KEEP THE REPORTS CAREFULLY AND BRING THEM ALONG DURING YOUR NEXT VISIT TO OUR HOSPITAL"



# ASARFI HOSPITAL LABORATORY

(A Unit of Asarfi Hospital)

Baramuri, Bishunpur Polytechnic, Dhanbad - 828 130

Ph. No.: 7808368888, 9297862282, 92978681514



MC-5939

## FINAL REPORT

Name : MR. PAWAN KUMAR  
 Reg. No. : OCT23-68205  
 Age / Sex : 34 Yrs / Male  
 Doctor :  
 Pat. Type : Mediwheel



Collection Time : 19-10-2023 11:00:57  
 Receiving Time : 19-10-2023 11:01:36  
 Reporting Time : 19-10-2023 12:12:38  
 Publish Time : 19-10-2023 2:04 pm

Test Name	Result	Flag	Unit	Reference Range
<b>Biochemistry</b>				
<b>Creatinine, Serum</b> Method: Enzymatic				Machine Name: XL640
Creatinine, Serum	0.8		mg/dl	0.6-1.4
<b>Uric Acid, Serum</b> Method: Enzymatic				Machine Name: XL640
Uric Acid, Serum	5.9		mg/dl	3.4-7.0
<b>Blood Urea Nitrogen (BUN)</b> Method: Calculated				Machine Name: XL640
Blood Urea Nitrogen (BUN)	8.64		mg/dl	07-21
<b>Fasting Blood Glucose, Plasma</b> Method: GOD-POD				Machine Name: XL640
Fasting Blood Glucose, Plasma	108.7		mg/dl	70-110
<b>LIPID PROFILE, SERUM</b> Method: Spectrophotometry				
Triglycerides (Enzymatic)	120.0		mg/dl	Machine Name: XL640 Normal: <150 Borderline-high: 150-199 High risk: 200-499 Very high risk >500
Cholesterol, Total (CHOD/PAP)	155.0		mg/dl	<200 No risk 200-239 Moderate risk >240 High risk
VLDL Cholesterol (Calculated)	24		mg/dl	0-30
HDL Cholesterol (Enzymatic)	36.0	L	mg/dl	<40 High Risk ; >60 No Risk



DR N N SINGH  
 MD (PATHOLOGY)

### Condition of Laboratory Testing & Reporting

(1) It is presumed that the test(s) performed are on the specimen(s), Sample(s) belonging to the patient named or identified and the verification of the particulars have been carried out by the pathologist. (2) Higher representation on the part of generation of the said specimen(s) Sample(s). (3) Laboratory investigations are only tool to facilitate in arriving at diagnosis and should be clinically correlated. (4) Tests results are not valid for medico-legal purposes. (5) Test requested might not be performed due to following Reason: (a) Specimen received is insufficient or inappropriate. (b) Incorrect specimen type for requested test. (c) Specimen quality is unsatisfactory. (d) There is a discrepancy between the label on the specimen container and the Name on the test requisition form. (6) The Results of the Test May vary from lab and also from time to time for the same patient. (7) The results of a laboratory test are dependent on the quality of the sample as well as the assay technology. (8) In case of queries or unexpected test results please call at +91 5297862282, Email: labasarfi@gmail.com

24 HOUR EMERGENCY

© AHL/D/0068/4197/October/23

"KEEP THE REPORTS CAREFULLY AND BRING THEM ALONG DURING YOUR NEXT VISIT TO OUR HOSPITAL"





# ASARFI HOSPITAL LABORATORY

(A Unit of Asarfi Hospital Ltd.)

Baramuri, Bishunpur Polytechnic, Dhanbad - 826002, Jharkhand

Ph. No.: 7808368888, 9297862282, 9297862282



## FINAL REPORT

Name : MR. PAWAN KUMAR  
 Reg. No. : OCT23-68205  
 Age / Sex : 34 Yrs / Male  
 Doctor :  
 Pat. Type : Mediwheel



Collection Time : 19-10-2023 11:00:57  
 Receiving Time : 19-10-2023 11:01:36  
 Reporting Time : 19-10-2023 14:49:42  
 Publish Time : 19-10-2023 3:01 pm

Test Name	Result	Flag	Unit	Reference Range
LDL Cholesterol (Calculated)	95		mg/dl	Optimum:<100 Above optimum: <130; Moderate risk:130-159; High risk:>160
Cholesterol Total : HDL Ratio (Calculated)	4.31		mg/dl	1.2-6.0
<b>GLYCOCYLATED HEMOGLOBIN (HbA1C), BLOOD</b>				
<i>Method</i> : HPLC / Nephelometry		<i>Machine Name</i> : BIO-RAD, D-10 / MISPA		
HbA1C	5.4		%	4.4-6.2
Estimated average glucose (eAG)	108.28		mg/dl	
<b>Glucose, PP</b>				
<i>Method</i> : GOD-POD				
Glucose, PP	115.8		mg/dl	70-140



DR N N SINGH  
 MD (PATHOLOGY)

### Statement of Laboratory Testing & Reporting

(1) It is presumed that the test(s) performed are on the specimen(s) / Sample(s) belonging to the patient named or identified and the verification of the particulars have been carried out by the patient or his/her representative at the point of generation of the said specimen(s) / Sample(s). (2) Laboratory investigations are only tool to facilitate in arriving at diagnosis and should be clinically correlated. (3) Test results are not valid for medico-legal purposes. (4) Test requested might not be performed due to following Reason: (a) Specimen received is insufficient or inappropriate. (haemolysed/clotted/lipemic etc.) (b) Incorrect specimen type for requested test. (c) Specimen quality is unsatisfactory. (d) There is a discrepancy between the label on the specimen container and the Name on the test requisition form. (5) The Results of the Test May vary from lab and also from time to time for the same patient. (6) The results of a laboratory test are dependent on the quality of the sample as well as the assay technology. (7) In case of queries or unexpected test results please call at +91 9297862282. Email-labasarfi@gmail.com

**24 HOUR EMERGENCY**

© AHL/D/0066/4197/October/23

**"KEEP THE REPORTS CAREFULLY AND BRING THEM ALONG DURING YOUR NEXT VISIT TO OUR HOSPITAL"**



# ASARFI HOSPITAL LABORATORY

(A Unit of Asarfi Hospital)

Baramuri, Bishunpur Polytechnic, Dhanbad - 828 130

Ph. No.: 7808368888, 9297862282, 92978681514



MC-5939

## FINAL REPORT

Name : MR. PAWAN KUMAR  
 Reg. No. : OCT23-68205  
 Age / Sex : 34 Yrs / Male  
 Doctor :  
 Pat. Type : Mediwheel



Collection Time : 19-10-2023 11:00:57  
 Receiving Time : 19-10-2023 11:01:36  
 Reporting Time : 19-10-2023 12:12:38  
 Publish Time : 19-10-2023 2:04 pm

Test Name	Result	Flag	Unit	Reference Range
<b>Liver Function Test (LFT)</b>				
<i>Method: Spectrophotometry</i>				
<i>Machine Name: XL-640</i>				
Bilirububin Total (Diazo)	0.7		mg/dl	0.3-1.2
Bilirububin Direct (Diazo)	0.3	H	mg/dl	0.00-0.2
Bilirububin Indirect (Calculated)	0.4		mg/dl	0.00-1.0
SGPT (IFCC without PDP)	80.8	H	U/L	7-50
SGOT (IFCC without PDP)	47.7	H	U/L	5-45
Alkaline Phosphate (PNP AMP Kinetic)	267.5		U/L	70-306
GGT (Enzymatic)	45.8		U/L	0-55
Protein Total (Biuret)	7.0		g/dl	6.4-8.3
Albumin (BCG)	3.8		g/dl	3.5-5.2
Globulin (Calculated)	3.2		g/dl	2.3-3.5
A : G Ratio (Calculated)	1.19			0.8-2.0



**DR N N SINGH**  
 MD (PATHOLOGY)

### Condition of Laboratory Testing & Reporting

(1) It is presumed that the test(s) reported are on the specimen(s) Sample(s) belonging to the patient named or identified and the verification of the particulars have been carried out by the patient or his/her representative at the point of generation of the said specimen(s)/ Sample(s) (2) Laboratory investigations are only tool to facilitate in arriving at diagnosis and should be clinically correlated. (3) Tests results are not valid for medico legal Purposes. (4) Test requested might not be performed due to following Reason: (a) Specimen received is insufficient or inappropriate. (haemolysed/clotted/lipemic etc.) (b) Incorrect specimen type for requested test. (c) Specimen quality is unsatisfactory. (d) There is a discrepancy between the label on the specimen container and the Name on the test requisition form. (5) The Results of the Test May vary from lab and also from time to time for the same patient. (6) The results of a laboratory test are dependent on the quality of the sample as well as the assay technology. (7) In case of queries or unexpected test results please call at +91 9297862282, Email-labasarfi@gmail.com

**24 HOUR EMERGENCY**

© AHL/D/0066/4197/October/23

"KEEP THE REPORTS CAREFULLY AND BRING THEM ALONG DURING YOUR NEXT VISIT TO OUR HOSPITAL"



# ASARFI HOSPITAL LABORATORY

(A Unit of Asarfi Hospital)

Baramuri, Bishunpur Polytechnic, Dhanbad - 828 130  
Ph. No.: 7808368888, 9297862282, 9297862282



MC-5939

## FINAL REPORT

Name : MR. PAWAN KUMAR  
Reg. No. : OCT23-68205  
Age / Sex : 34 Yrs / Male  
Doctor :  
Pat. Type : Mediwheel



Collection Time : 19-10-2023 11:00:57  
Receiving Time : 19-10-2023 11:01:36  
Reporting Time : 19-10-2023 12:12:38  
Publish Time : 19-10-2023 2:04 pm

Test Name	Result	Flag	Unit	Reference Range
<b>Routine Urine Examination; Urine</b>				
<i>Method</i> : Microscopic				
Appearance	CLEAR	.		
Colour	STRAW	.		
Volume	20		ml.	
Protiens	NEGATIVE	.		
Glucose	NEGATIVE	.		
PH	6.0	.		
Specific Gravity	1.015	.		
Bilirubin	NEGATIVE	.		
Ketone Bodies	XX	.		
Bile Salts	XX	.		
Bile Pigments	XX	.		
Pus Cells	1-2		/hpf.	
Epithelial Cells	1-2		/hpf.	
R.B.C.	NIL		/hpf.	
Casts	NOT SEEN		/hpf.	
Crystals	NOT SEEN		/hpf.	
others	NOT SEEN			



DR N N SINGH  
MD (PATHOLOGY)

### Condition of Laboratory Testing & Reporting

(1) It is assumed that the test(s) performed are on the specimen(s) / Sample(s) belonging to the patient named or identified and the verification of the particulars have been carried out by the patient or his/her representative at the point of generation of the said specimen(s) / Sample(s). (2) Laboratory Investigations are only tool to facilitate in arriving at diagnosis and should be clinically correlated. (3) Tests results are not valid for medico legal Purposes. (4) Test requested might not be performed due to following Reason: (a) Specimen received is insufficient or inappropriate. (haemolysed/clotted/lipemic etc.) (b) Incorrect specimen type for requested test. (c) Specimen quality is unsatisfactory. (d) There is a discrepancy between the label on the specimen container and the Name on the test requisition form. (5) The Results of the Test May vary from lab and also from time to time for the same patient. (6) The results of a laboratory test are dependent on the quality of the sample as well as the assay technology. (7) In case of queries or unexpected test results please call at +91 9297862282, Email-labasarfi@gmail.com

**24 HOUR EMERGENCY**

© AHL/D/0066/4197/October/23

"KEEP THE REPORTS CAREFULLY AND BRING THEM ALONG DURING YOUR NEXT VISIT TO OUR HOSPITAL"



# ASARFI HOSPITAL LABORATORY

(A Unit of Asarfi Hospital Ltd.)

Baramuri, Bishunpur Polytechnic, Dhanbad - 828 130

Ph. No.: 7808368888, 9297862282, 9294681514



## FINAL REPORT

Name : MR. PAWAN KUMAR  
 Reg. No. : OCT23-68205  
 Age / Sex : 34 Yrs / Male  
 Doctor :  
 Pat. Type : Mediwheel



Collection Time : 19-10-2023 11:00:57  
 Receiving Time : 19-10-2023 11:01:36  
 Reporting Time : 19-10-2023 12:12:38  
 Publish Time : 19-10-2023 2:04 pm

Test Name	Result	Flag	Unit	Reference Range
STOOL EXAMINATION, ROUTINE; STOOL R/E				
Method: Manual Method, Light Microscopy				
Occult Blood	NEGATIVE			
Protozoa	NOT FOUND			
Epithelial Cells	3-4			
Vegetable Cells	NOT FOUND			
Yeast Cells	NOT FOUND			
Colour	BROWNISH			0-00
Form & Consistency	SEMI SOLID			
Reaction	ALKALINE			
Pus Cells	0-1			
RBC's	NIL			
Cysts	NOT FOUND			
Ova	NOT FOUND			
Larva	NOT FOUND			

Machine Name: microscope



  
 DR N N SINGH  
 MD (PATHOLOGY)

### Condition of Laboratory Testing & Reporting

(1) It is presumed that the test(s) performed are on the specimen(s)/ Sample(s) belonging to the patient named or identified and the verification of the particulars have been carried out by the patient or his/her representative at the point of generation of the said specimen(s)/ Sample(s). (2) Laboratory investigations are only tool to facilitate in arriving at diagnosis and should be clinically correlated. (3) Tests results are not valid for medico legal Purposes. (4) Test requested might not be performed due to following Reason: (a) Specimen received is insufficient or inappropriate. (haemolysed/clotted/lipemic etc.) (b) Incorrect specimen type for requested test. (c) Specimen quality is unsatisfactory. (d) There is a discrepancy between the label on the specimen container and the Name on the test requisition form. (5) The Results of the Test May vary from lab and also from time to time for the same patient. (6) The results of a laboratory test are dependent on the quality of the sample as well as the assay technology. (7) In case of queries or unexpected test results please call at +91 9297862282, Email-lab.asarfi@gmail.com

24 HOUR EMERGENCY

© AHL/D/0066/4197/October/23

"KEEP THE REPORTS CAREFULLY AND BRING THEM ALONG DURING YOUR NEXT VISIT TO OUR HOSPITAL"



# ASARFI HOSPITAL LABORATORY

(A Unit of Asarfi Hospital)

Baramuri, Bishunpur Polytechnic, Dhanbad - 828 130

Ph. No.: 7808368888, 9297862282, 92978681514



MC-5939

## FINAL REPORT

Name : MR. PAWAN KUMAR  
Reg. No. : OCT23-68205  
Age / Sex : 34 Yrs / Male  
Doctor :  
Pat. Type : Mediwheel



Collection Time : 19-10-2023 11:00:57  
Receiving Time : 19-10-2023 11:01:36  
Reporting Time : 19-10-2023 12:12:38  
Publish Time : 19-10-2023 2:04 pm

Test Name	Result	Flag	Unit	Reference Range
<b>Haematology</b>				
<b>BLOOD GROUP, ABO &amp; RH TYPING</b>				
<i>Method: Agglutination</i>				
ABO GROUP	A	.		0-0
RH TYPING	POSITIVE	.		0-0
<b>ESR (Erythrocyte Sedimentaion Rate)</b>				
<i>Method: Westergren</i>				
ESR	13	H	mm/hr	0-10
			<i>Machine Name:</i>	VES-MATIC 20



DR N N SINGH  
MD (PATHOLOGY)

### Condition of Laboratory Testing & Reporting

(1) It is presumed that the tests performed are on the specimen(s) / Sample(s) belonging to the patient named or identified and the verification of the particulars have been carried out by the patient or his/her representative at the point of generation of the said specimen(s) / Sample(s). (2) Laboratory investigations are only tool to facilitate in arriving at diagnosis and should be clinically correlated. (3) Tests results are not valid for medico legal Purposes. (4) Test requested might not be performed due to following Reason: (a) Specimen received is insufficient or inappropriate. (haemolysed/clotted/hipemic etc.) (b) Incorrect specimen type for requested test. (c) Specimen quality is unsatisfactory. (d) There is a discrepancy between the label on the specimen container and the Name on the test requisition form. (5) The Results of the Test May vary from lab and also from time to time for the same patient. (6) The results of a laboratory test are dependent on the quality of the sample as well as the assay technology (7) In case of queries or unexpected test results please call at +91 9297862282, Email-labasarfi@gmail.com

**24 HOUR EMERGENCY**

© AHL/D/0066/4197/October/23

"KEEP THE REPORTS CAREFULLY AND BRING THEM ALONG DURING YOUR NEXT VISIT TO OUR HOSPITAL"



# ASARFI HOSPITAL LABORATORY

(A Unit of Asarfi Hospital Ltd)

Baramuri, Bishunpur Polytechnic, Dist. Baramulla - 743 130

Ph. No.: 7808368888, 9297862282, 9297862282



MC-5938

## FINAL REPORT

Name : MR. PAWAN KUMAR  
Reg. No. : OCT23-68205  
Age / Sex : 34 Yrs / Male  
Doctor :  
Pat. Type : Mediwheel



Collection Time : 19-10-2023 11:00:57  
Receiving Time : 19-10-2023 11:01:36  
Reporting Time : 19-10-2023 12:12:38  
Publish Time : 19-10-2023 2:04 pm

Test Name	Result	Flag	Unit	Reference Range
-----------	--------	------	------	-----------------

**Nature of Material:** EDTA Blood Sample

**Complete Blood Count (CBC)**

**Method:** Electronical Impedence

**Machine Name:** Sysmex 6 part

Hemoglobin (Photometry)	14.3		g/dl	13-18
PCV (Calculated)	42.5		%	40-50
MCH (Calculated)	29.0		Pg	27-31
MCHC (Calculated)	33.8		g/dl	31.5-35.5
Red Cell Distribution Width (RDW) (Electrical Impedence)	14.7	H	%	11.6-14
Total Leukocyte Count (TLC) (Electrical Impedence)	8,500		/cu-mm	4000-11000
RBC Count (Electrical Impedence)	4.95		million/mm3	4.5-5.5
Mean Carpuscular Volume (MCV) (Electrical Impedence)	85.5		fL	83-101
Platelet Count (Electrical impedence)	1.21	L	lakhs/cumm	1.5-4.5
Neutrophils (VCS Technology)	64		%	55-75
Lymphocytes (VCS Technology)	25		%	15-30
Eosinophils (VCS Technology)	06		%	1-6
Monocytes (VCS Technology)	05		%	2-10
Basophils (VCS Technology)	00		%	0-1



DR N N SINGH  
MD (PATHOLOGY)

### Condition of Laboratory Testing & Reporting

(1) The results of the test are for the patient named or identified and the verification of the particulars have been carried out by the patient or his/her representative at the point of generation of the said specimen(s)/ Sample(s) (2) Laboratory investigations are only tool to facilitate in arriving at diagnosis and should be clinically correlated. (3) Tests results are not valid for medico legal Purposes. (4) Test requested might not be performed due to following Reason: (a) Specimen received is insufficient or inappropriate. (haemolysed/clotted/lipemic etc.) (b) Incorrect specimen type for requested test. (c) Specimen quality is unsatisfactory. (d) There is a discrepancy between the label on the specimen container and the Name on the test requisition form. (5) The Results of the Test May vary from lab and also from time to time for the same patient. (6) The results of a laboratory test are dependent on the quality of the sample as well as the assay technology. (7) In case of queries or unexpected test results please call at +91 9297862282, Email-labasarfi@gmail.com

**24 HOUR EMERGENCY**

© AHL/D/0066/4197/October/23

"KEEP THE REPORTS CAREFULLY AND BRING THEM ALONG DURING YOUR NEXT VISIT TO OUR HOSPITAL"



# ASARFI HOSPITAL LABORATORY

(A Unit of Asarfi Hospital Ltd)

Baramuri, Bishunpur Polytechnic, Dhanbad - 828 130

Ph. No.: 7808368888, 9297862282, 92978681514



MC-5939

## FINAL REPORT

Name : MR. PAWAN KUMAR  
Reg. No. : OCT23-68205  
Age / Sex : 34 Yrs / Male  
Doctor :  
Pat. Type : Mediwheel



Collection Time : 19-10-2023 11:00:57  
Receiving Time : 19-10-2023 11:01:36  
Reporting Time : 19-10-2023 12:12:38  
Publish Time : 19-10-2023 2:04 pm

Test Name	Result	Flag	Unit	Reference Range
-----------	--------	------	------	-----------------

### Immunology and Serology

#### THYROID PROFILE, TOTAL, SERUM

Method : ECLIA

Machine Name: Vitros ECI

T3, Total	1.69		ng/ml	0.8-2.0
T4, Total	9.43		µg/dL	5.10-14.10
TSH (Ultrasensitive)	2.53		mIU/mL	0.27-4.2



DR N N SINGH  
MD (PATHOLOGY)

#### Condition of Laboratory Testing & Reporting

(1) It is presumed that the specimen(s) belonging to the patient named or identified and the verification of the particulars have been carried out by the patient or his/her representative at the point of generation of the said specimen(s)/ Sample(s) (2) Laboratory investigations are only tool to facilitate in arriving at diagnosis and should be clinically correlated. (3) Tests results are not valid for medico legal Purposes. (4) Test requested might not be performed due to following Reason: (a) Specimen received is insufficient or inappropriate. (haemolysed/clotted/lipemic etc.) (b) Incorrect specimen type for requested test. (c) Specimen quality is unsatisfactory. (d) There is a discrepancy between the label on the specimen container and the Name on the test requisition form. (5) The Results of the Test May vary from lab and also from time to time for the same patient. (6) The results of a laboratory test are dependent on the quality of the sample as well as the assay technology. (7) In case of queries or unexpected test results please call at +91 9297862282, Email-labasarfi@gmail.com

**24 HOUR EMERGENCY**

© AHL/D/0066/4197/October/23

"KEEP THE REPORTS CAREFULLY AND BRING THEM ALONG DURING YOUR NEXT VISIT TO OUR HOSPITAL"



# ASARFI HOSPITAL LABORATORY

(A Unit of Asarfi Hospital Ltd)

Baramuri, Bishunpur Polytechnic, Dist. Murshidabad, West Bengal - 743130

Ph. No.: 7808368888, 9297862282, 9234881514



## FINAL REPORT

Name : MR. PAWAN KUMAR  
 Reg. No. : OCT23-68205  
 Age / Sex : 34 Yrs / Male  
 Doctor :  
 Pat. Type : Mediwheel



Collection Time : 19-10-2023 11:00:57  
 Receiving Time : 19-10-2023 11:01:35  
 Reporting Time : 19-10-2023 14:07:12  
 Publish Time : 19-10-2023 2:16 pm

Test Name	Result	Flag	Unit	Reference Range
<b>Protein:Creatinine Ratio; Urine</b>				
<i>Method : Immunoturbidimetry, Spectrophotometer</i>				
Protein	82.0		mg/l	
Creatinine	134.9		mg/dl	
PCR	0.61		mg/g	0-0.5



**DR N N SINGH**  
 MD (PATHOLOGY)

### Condition of Laboratory Testing & Reporting

(1) The results of the test are only valid for the purpose for which they are requested and the verification of the particulars have been carried out by the patient or his/her representative at the point of generation of the said specimen(s) Sample(s) (2) Laboratory investigators are only not to facilitate in arriving at diagnosis and should be clinically correlated. (3) Tests results are not valid for medico legal Purposes. (4) Test requested might not be performed due to following Reason: (a) Specimen received is insufficient or inappropriate. (b) Hemolysis/haemolysis/lysis etc. (c) Incorrect specimen type for requested test. (d) Specimen quality is unsatisfactory. (e) There is a discrepancy between the label on the specimen container and the name on the test request form. (5) The Results of the Test May vary from lab and also from time to time for the same patient. (6) The results of a laboratory test are dependent on the quality of the sample as well as the assay technology. (7) In case of queries or unexpected test results please call at +91 9297862282, Email-labasarfi@gmail.com

**24 HOUR EMERGENCY**

© AHL/D/0066/4197/October'23

"KEEP THE REPORTS CAREFULLY AND BRING THEM ALONG DURING YOUR NEXT VISIT TO OUR HOSPITAL"



<sup>PHC</sup>  
नयनश्री नेत्रालय

(A Unit of Asarfi Hospital Limited)

Baramuri, Bishunpur Polytechnic, Dhanbad - 828 130 (Jharkhand)  
7707013096, 7808368888 | www.asarfihospital.com, info@asarfihospital.com



**PRESCRIPTION FOR GLASS**

Reg No. 68205

Date: 19/10/23

Name: MR. PAWAN KUMAR

Age: 34 Gender: M  F

	RIGHT EYE				LEFT EYE			
	D SPH	D CYL	AXIS	VISION	D SPH	D CYL	AXIS	VISION
FOR DISTANCE VISION								
ADD FOR NEAR VISION								

Lens : White / Photo Chromic / Tinted/ Kryptok / Executive / Bifocal / CR 39

P.D/-

m.m. For DV

m.m. For NV

Remarks : Constant use/ Distance use / Near use

Refractionist

AHL/D/079/13/August/23

C/o. Routine Checkup.

Last Eyecheckup at Bokaro - 2 year ago.

No H/O Ocular / Head Trauma

No H/O Systemic Disease.

ADU<sub>r</sub>  $\left\{ \begin{array}{l} 6/6 \\ 6/6 \end{array} \right.$       ANV<sub>r</sub>  $\left\{ \begin{array}{l} N6 \\ N6 \end{array} \right.$

UDV<sub>r</sub>  $\left\{ \begin{array}{l} 6/9 \\ 6/9(P) \end{array} \right.$       UANV<sub>r</sub>  $\left\{ \begin{array}{l} N6 \\ N6 \end{array} \right.$

PGP - 2 year

R  $\rightarrow$  -1.00 Dsph

L  $\rightarrow$  -1.25 Dsph

$\left. \begin{array}{l} R \\ L \end{array} \right\} \rightarrow \text{Constant Use own glass.}$

AC - WNL

Pupil - R/R/R

EOM - Full, Free & Pointers.

C. Singh  
19/10/23.

