



PARKLINE DIAGNOSTICS PVT. LTD.

L.G. 3, 4 & 5, Bhuvana Towers, S.D. Road, Secunderabad - 500 003 Tel :+91 40-2784 5852, 6649 1787
Fax : +91 40 2784 7864 Email parklinediagnostics@gmail.com www.parklinediagnostics.com



NABL Accredited
Certificate No.MC-2566

TEST REPORT

Name : **MR.KATTA BHARATH KUMAR [187120]** TID/SID : UMR0682486/ 23102542
 Age / Gender : 31 Years / Male Registered on : 22-Jan-2022 / 09:26 AM
 Ref.By : - Collected on : 22-Jan-2022 / 09:29 AM
 Req.No  Reported on : 22-Jan-2022 / 11:35 AM
 BIL1717146 Reference : Medi Wheel

DEPARTMENT OF CLINICAL PATHOLOGY

Complete Urine Examination (CUE), Urine

Investigation	Observed Value	Units	Biological Reference Interval
Colour Method:Photo detectors(instrument)	Yellow		Light Yellow
Appearance Method:Photo diode array sensor	Clear		Clear
Specific gravity Method:Ion concentration/colour indicator	1.025		1.003-1.030
Reaction and pH Method:Double Indicator	6.0		5.0-8.0
Protein Method:Protein Error of pH indicators	Negative		Negative
Glucose Method:Double sequential enzymatic/GOD-PAP	Negative		Negative
Urobilinogen Method:Reagent strip/Reflectance photometry	Negative	mg%	0.2-1.0
Ketones Method:Strip method/Nitroprusside method	Negative		Negative
Blood Method:Peroxidase	Negative		Negative
Bile Salt Method:Hays Method	Negative		Negative
Bile Pigment Method:Fouchets Method	Negative		Negative
Microscopic Examination			
Pus cells (leukocytes) Method:Microscopy Of Sediment	Nil	/hpf	0-5
RBC (erythrocytes) Method:Microscopy Of Sediment	Nil	/hpf	0-2
Epithelial cells Method:Microscopy Of Sediment	1 - 2	/hpf	0-8
Crystals Method:Microscopy Of Sediment	Nil	/lpf	Nil

The Test marked with *are not accredited by NABL.

Lab Timings (Weekdays) : 7.00 am to 8.30 pm
Sundays & Holidays : 7.00 am to 1.00 pm

Radiologists Timings(Weekdays) : 7.30 am to 1.30 pm
& 5.45 pm to 7.45 pm
Sundays & Holidays : 7.30 am to 9.30 am



PARKLINE DIAGNOSTICS PVT. LTD.


L.G. 3, 4 & 5, Bhuvana Towers, S.D. Road, Secunderabad - 500 003 Tel :+91 40-2784 5852, 6649 1787

Fax : +91 40 2784 7864 Email parklinediagnostics@gmail.com www.parklinediagnostics.com



NABL Accredited
Certificate No.MC-2566

TEST REPORT

Name : **MR.KATTA BHARATH KUMAR [187120]** TID/SID : UMR0682486/ 23102542
 Age / Gender : 31 Years / Male Registered on : 22-Jan-2022 / 09:26 AM
 Ref.By : - Collected on : 22-Jan-2022 / 09:29 AM
 Req.No  Reported on : 22-Jan-2022 / 11:35 AM
 BIL1717146 Reference : Medi Wheel

DEPARTMENT OF CLINICAL PATHOLOGY

Complete Urine Examination (CUE), Urine

Investigation	Observed Value	Units	Biological Reference Interval
Casts Method:Microscopy Of Sediment	Nil	/lpf	Nil
Others Method:Microscopy Of Sediment	Nil		Nil

* Sample processed at Parkline

--- End Of Report ---

Dr.Jyothi Kiranmai
Regd. No: 52272
MD PATHOLOGY

The Test marked with *are not accredited by NABL.

Lab Timings (Weekdays) : 7.00 am to 8.30 pm

Sundays & Holidays :7.00 am to 1.00 pm

Radiologists Timings(Weekdays) : 7.30 am to 1.30 pm

& 5.45 pm to 7.45 pm

Sundays & Holidays

: 7.30 am to 9.30 am

Free Home Visit for Sample Collection.

Call : 7995421787, 7093445852,8121147282, 9885202212



PARKLINE DIAGNOSTICS PVT. LTD.

L.G. 3, 4 & 5, Bhuvana Towers, S.D. Road, Secunderabad - 500 003 Tel : +91 40-2784 5852, 6649 1787
Fax : +91 40 2784 7864 Email parklinediagnostics@gmail.com www.parklinediagnostics.com



NABL Accredited
Certificate No.MC-2566

TEST REPORT

Name : **MR.KATTA BHARATH KUMAR [187120]** TID/SID : UMR0682486/ 23102540
Age / Gender : 31 Years / Male Registered on : 22-Jan-2022 / 09:26 AM
Ref.By : - Collected on : 22-Jan-2022 / 09:29 AM
Req.No  Reported on : 22-Jan-2022 / 13:28 PM
Reference : Medi Wheel
BIL1717146

DEPARTMENT OF HEMATOLOGY

Blood Grouping ABO & Rh Typing, EDTA Whole Blood

Parameter	Results
Blood Grouping (ABO)	B
Rh Typing (D)	POSITIVE -
Method:Agglutination	

Method: Hemagglutination Tube Method by Forward & Reverse Grouping

Reference: Tulip kit literature

Interpretation: The ABO grouping and Rh typing test determines blood type grouping (A,B, AB, O) and the Rh factor (positive or negative). A person's blood type is based on the presence or absence of certain antigens on the surface of their red blood cells and certain antibodies in the plasma. ABO antigens are poorly expressed at birth, increase gradually in strength and become fully expressed around 1 year of age. In case of Rh(D) - Du(weak positive) or Weak D positive, the individual must be considered as Rh positive as donor and Rh negative as recipient.

Note: Records of previous blood grouping/Rh typing not available. Please verify before transfusion.

* Sample processed at Parkline

--- End Of Report ---

Dr.Jyothi Kiranmai
Regd. No: 52272
MD PATHOLOGY

The Test marked with *are not accredited by NABL.

Page 3 of 16

Lab Timings (Weekdays) : 7.00 am to 8.30 pm
Sundays & Holidays : 7.00 am to 1.00 pm

Radiologists Timings(Weekdays) : 7.30 am to 1.30 pm
& 5.45 pm to 7.45 pm
Sundays & Holidays : 7.30 am to 9.30 am

Free Home Visit for Sample Collection.

Call : 7995421787, 7093445852, 8121147282, 9885202212



PARKLINE DIAGNOSTICS PVT. LTD.


L.G. 3, 4 & 5, Bhuvana Towers, S.D. Road, Secunderabad - 500 003 Tel : +91 40-2784 5852, 6649 1787

Fax : +91 40 2784 7864 Email parklinediagnostics@gmail.com www.parklinediagnostics.com



NABL Accredited
Certificate No.MC-2566

TEST REPORT

Name : **MR.KATTA BHARATH KUMAR [187120]** TID/SID : UMR0682486/ 23102540
 Age / Gender : 31 Years / Male Registered on : 22-Jan-2022 / 09:26 AM
 Ref.By : - Collected on : 22-Jan-2022 / 09:29 AM
 Req.No  Reported on : 22-Jan-2022 / 13:28 PM
 BIL1717146 Reference : Medi Wheel

DEPARTMENT OF HEMATOLOGY

Complete Blood Picture (CBP), EDTA Whole Blood

Investigation	Observed Value	Units	Biological Reference Interval
Hemoglobin., Method:Spectrophotometry	15.8	gm/dL	13.0-17.0 g/dL
Erythrocyte Count(RBC) Method:Electrical Impedence	5.6	mill /cu.mm	4.5-5.5
PCV/HCT., Method:Numeric Integration	46	%	40-50
MCV., Method:Calculated	83	fL	83-101
MCH., Method:Calculated	27.8	pg	27-32
MCHC Method:Calculated	33.7	g/dL	31.5-34.5 gm/dL
RDW (CV)., Method:Calculated	13.8	%	11.6-14.0
Total WBC Count Method:Impedence flowcytometry/Light scattering	4.9	cells/cumm	4-10
Differential Count			
Neutrophils:., Method:Flowcytometry/Microscopy	50	%	40-80
Lymphocytes:., Method:Flowcytometry/Microscopy	43	%	20-40
Monocytes:., Method:Flowcytometry/Microscopy	5	%	2-10
Eosinophils:., Method:Flowcytometry/Microscopy	2	%	1-6
Basophils:., Method:Flowcytometry/Microscopy	0	%	0-2
Absolute Neutrophil Count	2.45	cells/cumm	2.0-7.0
Absolute Lymphocyte Count	2.11	cells/cumm	1.0-3.0
Absolute Monocyte Count	0.25	cells/cumm	0.20-1.0
Absolute Eosinophil Count	0.1	cells/cumm	0.02-0.5

The Test marked with *are not accredited by NABL.

Lab Timings (Weekdays) : 7.00 am to 8.30 pm

Sundays & Holidays : 7.00 am to 1.00 pm

Radiologists Timings(Weekdays) : 7.30 am to 1.30 pm
& 5.45 pm to 7.45 pm

Sundays & Holidays : 7.30 am to 9.30 am



PARKLINE DIAGNOSTICS PVT. LTD.

L.G. 3, 4 & 5, Bhuvana Towers, S.D. Road, Secunderabad - 500 003 Tel :+91 40-2784 5852, 6649 1787
Fax : +91 40 2784 7864 Email parklinediagnostics@gmail.com www.parklinediagnostics.com



NABL Accredited
Certificate No.MC-2566

TEST REPORT

Name : **MR.KATTA BHARATH KUMAR [187120]** TID/SID : UMR0682486/ 23102540
Age / Gender : 31 Years / Male Registered on : 22-Jan-2022 / 09:26 AM
Ref.By : - Collected on : 22-Jan-2022 / 09:29 AM
Reported on : 22-Jan-2022 / 13:28 PM
Reference : Medi Wheel
Req.No 
BIL1717146

Absolute Basophil Count **0** cells/cumm 0.02-0.1
Platelet Count **150** lakhs/cumm 150-410
Method:Electrical Impedence

Peripheral Smear

RBC Normocytic and Normochromic
Method:Microscopy
WBC Relative Lymphocytosis.No abnormal cells seen.
Method:Microscopy
Platelets Discrete and adequate.Giant platelets seen
Method:Microscopy

* Sample processed at Parkline

--- End Of Report ---

Dr.Jyothi Kiranmai
Regd. No: 52272
MD PATHOLOGY

The Test marked with *are not accredited by NABL.

Page 5 of 16

Lab Timings (Weekdays) : 7.00 am to 8.30 pm
Sundays & Holidays :7.00 am to 1.00 pm

Radiologists Timings(Weekdays) : 7.30 am to 1.30 pm
& 5.45 pm to 7.45 pm
Sundays & Holidays : 7.30 am to 9.30 am

Free Home Visit for Sample Collection.

Call : 7995421787, 7093445852,8121147282, 9885202212



PARKLINE DIAGNOSTICS PVT. LTD.

L.G. 3, 4 & 5, Bhuvana Towers, S.D. Road, Secunderabad - 500 003 Tel :+91 40-2784 5852, 6649 1787
Fax : +91 40 2784 7864 Email parklinediagnostics@gmail.com www.parklinediagnostics.com



NABL Accredited
Certificate No.MC-2566

TEST REPORT

Name	: MR.KATTA BHARATH KUMAR [187120]	TID/SID	: UMR0682486/ 23102540
Age / Gender	: 31 Years / Male	Registered on	: 22-Jan-2022 / 09:26 AM
Ref.By	: -	Collected on	: 22-Jan-2022 / 09:29 AM
Req.No	:  BIL1717146	Reported on	: 22-Jan-2022 / 13:28 PM
		Reference	: Medi Wheel

DEPARTMENT OF HEMATOLOGY

Erythrocyte Sedimentation Rate (ESR), Sodium Citrate Whole Blood

Investigation	Observed Value	Units	Biological Reference Intervals
ESR 1st Hour	02	mm/hour	0-10
Method:Westergren			

* Sample processed at Parkline

--- End Of Report ---

Dr.Jyothi Kiranmai
Regd. No: 52272
MD PATHOLOGY

The Test marked with *are not accredited by NABL.

Lab Timings (Weekdays) : 7.00 am to 8.30 pm
Sundays & Holidays :7.00 am to 1.00 pm

Radiologists Timings(Weekdays) : 7.30 am to 1.30 pm
& 5.45 pm to 7.45 pm
Sundays & Holidays : 7.30 am to 9.30 am



PARKLINE DIAGNOSTICS PVT. LTD.

L.G. 3, 4 & 5, Bhuvana Towers, S.D. Road, Secunderabad - 500 003 Tel :+91 40-2784 5852, 6649 1787

Fax : +91 40 2784 7864 Email parklinediagnostics@gmail.com www.parklinediagnostics.com



NABL Accredited
Certificate No.MC-2566

TEST REPORT

Name : **MR.KATTA BHARATH KUMAR [187120]** TID/SID : UMR0682486/ 23102541
 Age / Gender : 31 Years / Male Registered on : 22-Jan-2022 / 09:26 AM
 Ref.By : - Collected on : 22-Jan-2022 / 09:29 AM
 Req.No  Reported on : 22-Jan-2022 / 12:01 PM
 BIL1717146 Reference : Medi Wheel

DEPARTMENT OF CLINICAL BIOCHEMISTRY I

Blood Urea Nitrogen (BUN), Serum

Investigation	Observed Value	Units	Biological Reference Interval
Blood Urea Nitrogen.	8.8	mg/dL	7-23
Method:Calculated			

Creatinine, Serum

Investigation	Observed Value	Units	Biological Reference Interval
Creatinine.	1.03	mg/dL	0.60-1.30
Method:Alkaline Picrate			

* Sample processed at Parkline

--- End Of Report ---

Dr.Jyothi Kiranmai
Regd. No: 52272
MD PATHOLOGY

The Test marked with *are not accredited by NABL.

Lab Timings (Weekdays) : 7.00 am to 8.30 pm

Sundays & Holidays :7.00 am to 1.00 pm

Radiologists Timings(Weekdays) : 7.30 am to 1.30 pm

& 5.45 pm to 7.45 pm

Sundays & Holidays : 7.30 am to 9.30 am



PARKLINE DIAGNOSTICS PVT. LTD.


L.G. 3, 4 & 5, Bhuvana Towers, S.D. Road, Secunderabad - 500 003 Tel :+91 40-2784 5852, 6649 1787

Fax : +91 40 2784 7864 Email parklinediagnostics@gmail.com www.parklinediagnostics.com



NABL Accredited
Certificate No.MC-2566

TEST REPORT

Name : **MR.KATTA BHARATH KUMAR [187120]** TID/SID : UMR0682486/ 23102543F
 Age / Gender : 31 Years / Male Registered on : 22-Jan-2022 / 09:26 AM
 Ref.By : - Collected on : 22-Jan-2022 / 09:29 AM
 Req.No  Reported on : 22-Jan-2022 / 15:20 PM
 BIL1717146 Reference : Medi Wheel

DEPARTMENT OF CLINICAL BIOCHEMISTRY I

Glucose Fasting (FBS), Sodium Fluoride Plasma

Investigation	Observed Value	Units	Biological Reference Interval
Glucose Fasting Method:GOD - PAP	98	mg/dL	Normal: <100 Impaired FG: 100-125 Diabetic : >/=126

* Sample processed at Parkline

--- End Of Report ---

Dr.Jyothi Kiranmai
Regd. No: 52272
MD PATHOLOGY

The Test marked with *are not accredited by NABL.

Lab Timings (Weekdays) : 7.00 am to 8.30 pm

Sundays & Holidays :7.00 am to 1.00 pm

Radiologists Timings(Weekdays) : 7.30 am to 1.30 pm
& 5.45 pm to 7.45 pm

Sundays & Holidays : 7.30 am to 9.30 am

Free Home Visit for Sample Collection.

Call : 7995421787, 7093445852,8121147282, 9885202212




PARKLINE DIAGNOSTICS PVT. LTD.

L.G. 3, 4 & 5, Bhuvana Towers, S.D. Road, Secunderabad - 500 003 Tel : +91 40-2784 5852, 6649 1787
Fax : +91 40 2784 7864 Email parklinediagnostics@gmail.com www.parklinediagnostics.com



NABL Accredited
Certificate No.MC-2566

TEST REPORT

Name : **MR.KATTA BHARATH KUMAR [187120]** TID/SID : UMR0682486/ 23102543P
Age / Gender : 31 Years / Male Registered on : 22-Jan-2022 / 09:26 AM
Ref.By : - Collected on : 22-Jan-2022 / 12:39 PM
Req.No  Reported on : 22-Jan-2022 / 15:20 PM
BIL1717146 Reference : Medi Wheel

DEPARTMENT OF CLINICAL BIOCHEMISTRY I

Glucose Post Prandial (PPBS), Sodium Fluoride Plasma

Investigation	Observed Value	Units	Biological Reference Interval
Glucose Post Prandial Method:GOD - PAP	109	mg/dL	Normal : 90 - 140 Impaired Glucose Tolerance: 141-199 Diabetic : \geq 200

* Sample processed at Parkline

--- End Of Report ---

Dr.Jyothi Kiranmai
Regd. No: 52272
MD PATHOLOGY

The Test marked with *are not accredited by NABL.

Page 9 of 16

Lab Timings (Weekdays) : 7.00 am to 8.30 pm
Sundays & Holidays : 7.00 am to 1.00 pm

Radiologists Timings(Weekdays) : 7.30 am to 1.30 pm
& 5.45 pm to 7.45 pm
Sundays & Holidays : 7.30 am to 9.30 am

Free Home Visit for Sample Collection.

Call : 7995421787, 7093445852, 8121147282, 9885202212



PARKLINE DIAGNOSTICS PVT. LTD.


L.G. 3, 4 & 5, Bhuvana Towers, S.D. Road, Secunderabad - 500 003 Tel :+91 40-2784 5852, 6649 1787

Fax : +91 40 2784 7864 Email parklinediagnostics@gmail.com www.parklinediagnostics.com



NABL Accredited
Certificate No.MC-2566

TEST REPORT

Name : **MR.KATTA BHARATH KUMAR [187120]** TID/SID : UMR0682486/ 23102540
 Age / Gender : 31 Years / Male Registered on : 22-Jan-2022 / 09:26 AM
 Ref.By : - Collected on : 22-Jan-2022 / 09:29 AM
 Req.No  Reported on : 22-Jan-2022 / 12:55 PM
 BIL1717146 Reference : Medi Wheel

DEPARTMENT OF CLINICAL BIOCHEMISTRY I

Glycosylated Hemoglobin (HbA1C), EDTA Whole Blood

Investigation	Observed Value	Units	Biological Reference Interval
Glycosylated Haemoglobin Method:High Performance Liquid Chromatography(HPLC)	5.3	%	< 5.7 : Normal 5.7 - 6.4 : Prediabetes > 6.4 Diabetes
Mean Plasma Glucose (MPG) Estimate Method:Derived from HBA1c	105	mg/dL	Excellent Control : 90 to 120 Good Control : 121 to 150 Average Control : 151 to 180 Panic Value : > 211

Note:Mean Plasma Glucose is calculated from HBA1c value and it indicates Average Blood Sugar level over the past three months.

INTERPRETATION :

- Glycated hemoglobin (glycohemoglobin / HbA1c) is a form of hemoglobin (Hb) that is chemically linked to a sugar.
- A1c is measured primarily to determine the three-month average blood sugar level and can be used as a diagnostic test for diabetes mellitus and as an assessment test for glycemic control in people with diabetes.
- In diabetes, higher amounts of glycated hemoglobin, indicating poorer control of blood glucose levels, have been associated with cardiovascular disease, nephropathy, neuropathy, and retinopathy.
- American diabetes Association (ADA) recommends an A1C goal for many non pregnant adults of < 7% (without significant hypoglycemia). On the basis of provider judgment and patient preference, achievement of lower A1C levels than the goal of 7% may be acceptable, and even beneficial, if it can be achieved safely without significant hypoglycemia or other adverse effects of treatment. Less stringent A1C goals (such as < 8%) may be appropriate for patients with severe hypoglycemia, extensive co morbid conditions etc, or where the harms of treatment are greater than the benefits.
- Glycemic goals for some older adults might reasonably be relaxed as part of individualized care, but hyperglycemia leading to symptoms or risk of acute hyperglycemia complications should be avoided in all patients.

* Sample processed at Parkline

--- End Of Report ---

Dr.Jyothi Kiranmai
Regd. No: 52272
MD PATHOLOGY

The Test marked with *are not accredited by NABL.

Page 10 of 16

Lab Timings (Weekdays) : 7.00 am to 8.30 pm

Sundays & Holidays :7.00 am to 1.00 pm

Radiologists Timings(Weekdays) : 7.30 am to 1.30 pm

& 5.45 pm to 7.45 pm

Sundays & Holidays

: 7.30 am to 9.30 am

Free Home Visit for Sample Collection.

Call : 7995421787, 7093445852,8121147282, 9885202212



PARKLINE DIAGNOSTICS PVT. LTD.

L.G. 3, 4 & 5, Bhuvana Towers, S.D. Road, Secunderabad - 500 003 Tel : +91 40-2784 5852, 6649 1787

Fax : +91 40 2784 7864 Email parklinediagnostics@gmail.com www.parklinediagnostics.com



NABL Accredited
Certificate No.MC-2566

TEST REPORT

Name : **MR.KATTA BHARATH KUMAR [187120]** TID/SID : UMR0682486/ 23102541
 Age / Gender : 31 Years / Male Registered on : 22-Jan-2022 / 09:26 AM
 Ref.By : - Collected on : 22-Jan-2022 / 09:29 AM
 Req.No  Reported on : 22-Jan-2022 / 12:01 PM
 BIL1717146 Reference : Medi Wheel

DEPARTMENT OF CLINICAL BIOCHEMISTRY I

Lipid Profile, Serum

Investigation	Observed Value	Units	Biological Reference Interval
Total Cholesterol Method:CHOD-PAP	139	mg/dL	Desirable Level: < 200 Borderline : 200 - 239 High : > 240
HDL Cholesterol Method:Enzymatic Reaction	39	mg/dL	<40:Major risk factor for heart disease 40-59:The higher,the better >=60:Considered protective against heart disease
LDL Cholesterol Method:Calculated	84	mg/dL	< 100
VLDL Cholesterol Method:Calculated	16	mg/dL	10-55
Triglycerides Method:GPO-POD	84	mg/dL	Normal:<150 Borderline:150-199 High:200-499 Very High:>=500
Chol/HDL Ratio Method:Calculated	3.56		Normal : <4 Low risk : 4 - 6 High risk : >6
LDL Cholesterol/HDL Ratio	2.15		

* Sample processed at Parkline

--- End Of Report ---

Dr.Jyothi Kiranmai
Regd. No: 52272
MD PATHOLOGY

The Test marked with *are not accredited by NABL.

Page 11 of 16

Lab Timings (Weekdays) : 7.00 am to 8.30 pm
Sundays & Holidays :7.00 am to 1.00 pm

Radiologists Timings(Weekdays) : 7.30 am to 1.30 pm
& 5.45 pm to 7.45 pm
Sundays & Holidays : 7.30 am to 9.30 am

Free Home Visit for Sample Collection.

Call : 7995421787, 7093445852,8121147282, 9885202212



PARKLINE DIAGNOSTICS PVT. LTD.


L.G. 3, 4 & 5, Bhuvana Towers, S.D. Road, Secunderabad - 500 003 Tel : +91 40-2784 5852, 6649 1787

Fax : +91 40 2784 7864 Email parklinediagnostics@gmail.com www.parklinediagnostics.com



NABL Accredited
Certificate No.MC-2566

TEST REPORT

Name : **MR.KATTA BHARATH KUMAR [187120]** TID/SID : UMR0682486/ 23102541
 Age / Gender : 31 Years / Male Registered on : 22-Jan-2022 / 09:26 AM
 Ref.By : - Collected on : 22-Jan-2022 / 09:29 AM
 Req.No  Reported on : 22-Jan-2022 / 12:55 PM
 BIL1717146 Reference : Medi Wheel

DEPARTMENT OF CLINICAL BIOCHEMISTRY I

Liver Function Test (LFT), Serum

Investigation	Observed Value	Units	Biological Reference Interval
Total Bilirubin. Method:Diazo with sulphanilic acid	1.01	mg/dL	0.3-1.2
Direct Bilirubin. Method:Diazo with sulphanilic acid	0.21	mg/dL	0.00-0.40
Indirect Bilirubin. Method:Calculated	0.80	mg/dL	
Alanine Aminotransferase ,(ALT/SGPT) Method:IFCC without P5P	72	U/L	10-40
Aspartate Aminotransferase,(AST/SGOT) Method:IFCC without P5P	28	U/L	10-40
ALP (Alkaline Phosphatase). Method:AMP-IFCC	55	U/L	30-115
PROTEINS			
Total Protein. Method:Biuret	7.14	g/dL	6.0-8.0
Albumin. Method:Bromocresol Green (BCG)	4.71	g/dL	3.5-4.8
Globulin. Method:Calculated	2.43	g/dL	2.3-3.5
A/GRatio. Method:Calculated	1.94		0.8-2.0
Gamma GT. Method:IFCC-Enzymatic	59	U/L	7.0-50.0

* Sample processed at Parkline

--- End Of Report ---

Dr.Jyothi Kiranmai
Regd. No: 52272
MD PATHOLOGY

The Test marked with *are not accredited by NABL.

Page 12 of 16

Lab Timings (Weekdays) : 7.00 am to 8.30 pm
Sundays & Holidays : 7.00 am to 1.00 pm

Radiologists Timings(Weekdays) : 7.30 am to 1.30 pm
& 5.45 pm to 7.45 pm
Sundays & Holidays : 7.30 am to 9.30 am

Free Home Visit for Sample Collection.

Call : 7995421787, 7093445852, 8121147282, 9885202212



PARKLINE DIAGNOSTICS PVT. LTD.

L.G. 3, 4 & 5, Bhuvana Towers, S.D. Road, Secunderabad - 500 003 Tel :+91 40-2784 5852, 6649 1787
Fax : +91 40 2784 7864 Email parklinediagnostics@gmail.com www.parklinediagnostics.com



NABL Accredited
Certificate No.MC-2566

TEST REPORT

Name	: MR.KATTA BHARATH KUMAR [187120]	TID/SID	: UMR0682486/ 23102541
Age / Gender	: 31 Years / Male	Registered on	: 22-Jan-2022 / 09:26 AM
Ref.By	: -	Collected on	: 22-Jan-2022 / 09:29 AM
Req.No	:  BIL1717146	Reported on	: 22-Jan-2022 / 12:01 PM
		Reference	: Medi Wheel

DEPARTMENT OF CLINICAL BIOCHEMISTRY I

Prostate Specific Antigen (PSA) Total, Serum

Investigation	Observed Value	Biological Reference Interval
Prostate Specific Antigen (PSA) Total	0.332 ng/mL	0-3.9
Method:Enhanced chemiluminescence		

Interpretation:

- 1.Prostate specific antigen (PSA) is a glycoprotein that is expressed by both normal and neoplastic prostate tissue
- 2.Elevated serum PSA concentrations are found in men with prostate cancer, benign prostatic hyperplasia (BPH) or inflammatory conditions of other adjacent genitourinary tissues. PSA can also be elevated after digital rectal examination,prostatic massage,cystoscopy,needle biopsy etc
- 3.Measurement of serum PSA by itself is not recommended as a screening procedure for the diagnosis of cancer because elevated PSA levels are also observed in patients with benign prostatic hyperplasia.
4. When employed for the management of prostate cancer patients, serial measurement of PSA is useful in detecting residual tumor and recurrent cancer after radical prostatectomy.
- 5.PSA has been demonstrated to be an accurate marker for monitoring advanced clinical stage in untreated patients and for monitoring response to therapy by radical prostatectomy, radiation therapy and anti-androgen therapy.

* Sample processed at Parkline

--- End Of Report ---

Dr.Jyothi Kiranmai
Regd. No: 52272
MD PATHOLOGY

The Test marked with *are not accredited by NABL.

Page 13 of 16

Lab Timings (Weekdays) : 7.00 am to 8.30 pm
Sundays & Holidays :7.00 am to 1.00 pm

Radiologists Timings(Weekdays) : 7.30 am to 1.30 pm
& 5.45 pm to 7.45 pm
Sundays & Holidays : 7.30 am to 9.30 am

Free Home Visit for Sample Collection.

Call : 7995421787, 7093445852,8121147282, 9885202212



PARKLINE DIAGNOSTICS PVT. LTD.

L.G. 3, 4 & 5, Bhuvana Towers, S.D. Road, Secunderabad - 500 003 Tel : +91 40-2784 5852, 6649 1787

Fax : +91 40 2784 7864 Email parklinediagnostics@gmail.com www.parklinediagnostics.com



NABL Accredited
Certificate No. MC-2566

TEST REPORT

Name : **MR.KATTA BHARATH KUMAR [187120]** TID/SID : UMR0682486/ 23102541
Age / Gender : 31 Years / Male Registered on : 22-Jan-2022 / 09:26 AM
Ref.By : - Collected on : 22-Jan-2022 / 09:29 AM
Req.No  Reported on : 22-Jan-2022 / 12:01 PM
Reference : Medi Wheel
BIL1717146

DEPARTMENT OF CLINICAL BIOCHEMISTRY I

Thyroid Profile (T3,T4,TSH), Serum

Investigation	Observed Value	Units	Biological Reference Interval
Triiodothyronine Total (T3) Method:Enhanced chemiluminescence	1.24	ng/mL	0.970-1.69
Thyroxine Total (T4). Method:Enhanced chemiluminescence	8.18	µg/dL	5.53-11.0
Thyroid Stimulating Hormone (TSH). Method:Enhanced chemiluminescence	1.52	µIU/mL	0.465-4.68 µIU/mL

Note: Change in method and reference range

NOTE:

TSH - Reference ranges during pregnancy:*

1st Trimester : 0.10 - 2.50

2nd Trimester : 0.20 - 3.00

3rd Trimester : 0.30 - 3.00

*As per the Guidelines of American Thyroid Association for the diagnosis and management of thyroid disease during pregnancy and post partum.

1.Primary Hyperthyroidism is accompanied by elevated T3 & T4 values along with depressed TSH level.

2.Primary Hypothyroidism is accompanied by depressed T3 & T4 levels and elevated TSH levels.

3.Normal T4 levels accompanied by high T3 levels are seen in patients with T3 Thyrotoxicosis.

4.Slightly elevated T3 levels may be found in pregnancy and estrogen therapy, while depressed levels may be encountered in severe illness, malnutrition, renal failure and during therapy with drugs like propranolol and propylthiouracil.

5.Although elevated TSH levels are nearly always indicative of primary hypothyroidism, rarely they can result from TSH secreting pituitary tumors(secondary).

* Sample processed at Parkline

--- End Of Report ---

Dr.Jyothi Kiranmai
Regd. No: 52272
MD PATHOLOGY

The Test marked with *are not accredited by NABL.

Page 14 of 16

Lab Timings (Weekdays) : 7.00 am to 8.30 pm

Sundays & Holidays : 7.00 am to 1.00 pm

Radiologists Timings(Weekdays) : 7.30 am to 1.30 pm
& 5.45 pm to 7.45 pm

Sundays & Holidays : 7.30 am to 9.30 am

Free Home Visit for Sample Collection.

Call : 7995421787, 7093445852, 8121147282, 9885202212



PARKLINE DIAGNOSTICS PVT. LTD.


L.G. 3, 4 & 5, Bhuvana Towers, S.D. Road, Secunderabad - 500 003 Tel : +91 40-2784 5852, 6649 1787

Fax : +91 40 2784 7864 Email parklinediagnostics@gmail.com www.parklinediagnostics.com



NABL Accredited
Certificate No.MC-2566

TEST REPORT

Name : **MR.KATTA BHARATH KUMAR [187120]** TID/SID : UMR0682486/ 23102541
Age / Gender : 31 Years / Male Registered on : 22-Jan-2022 / 09:26 AM
Ref.By : - Collected on : 22-Jan-2022 / 09:29 AM
Req.No  Reported on : 22-Jan-2022 / 12:01 PM
Reference : Medi Wheel
BIL1717146

DEPARTMENT OF CLINICAL BIOCHEMISTRY I

Uric Acid, Serum

Investigation	Observed Value	Units	Biological Reference Interval
Uric Acid.	7.32	mg/dL	2.5-8.0
Method:Uricase			

* Sample processed at Parkline

--- End Of Report ---

Dr.Jyothi Kiranmai
Regd. No: 52272
MD PATHOLOGY

The Test marked with *are not accredited by NABL.

Page 15 of 16

Lab Timings (Weekdays) : 7.00 am to 8.30 pm

Sundays & Holidays :7.00 am to 1.00 pm

Radiologists Timings(Weekdays) : 7.30 am to 1.30 pm
& 5.45 pm to 7.45 pm

Sundays & Holidays : 7.30 am to 9.30 am

Free Home Visit for Sample Collection.

Call : 7995421787, 7093445852,8121147282, 9885202212



PARKLINE DIAGNOSTICS PVT. LTD.

L.G. 3, 4 & 5, Bhuvana Towers, S.D. Road, Secunderabad - 500 003 Tel : +91 40-2784 5852, 6649 1787

Fax : +91 40 2784 7864 Email parklinediagnostics@gmail.com www.parklinediagnostics.com



NABL Accredited
Certificate No.MC-2566

TEST REPORT

Name : **MR.KATTA BHARATH KUMAR [187120]** TID/SID : UMR0682486/ 23104094
Age / Gender : 31 Years / Male Registered on : 22-Jan-2022 / 09:26 AM
Ref.By : - Collected on : 22-Jan-2022 / 12:39 PM
Req.No  Reported on : 22-Jan-2022 / 16:22 PM
Reference : Medi Wheel
BIL1717146

DEPARTMENT OF HEALTH CHECKUP

Glucose Urine Fasting

Urine Glucose Fasting Nil NIL
Method:Reagent strip/Reflectance photometry

Glucose Urine Post Prandial

Urine Glucose Post Prandial Nil NIL
Method:Reagent strip/Reflectance photometry

* Sample processed at Parkline

--- End Of Report ---

Dr.Divya Panda
Regd. No: 84506
MD Pathology

The Test marked with *are not accredited by NABL.

Page 16 of 16

Lab Timings (Weekdays) : 7.00 am to 8.30 pm
Sundays & Holidays : 7.00 am to 1.00 pm

Radiologists Timings(Weekdays) : 7.30 am to 1.30 pm
& 5.45 pm to 7.45 pm
Sundays & Holidays : 7.30 am to 9.30 am

Free Home Visit for Sample Collection.

Call : 7995421787, 7093445852, 8121147282, 9885202212