

Bishom Das Gope Saha

HR : 86 bpm
 R-R : 690 ms
 P-R : 184 ms
 QRS : 80 ms
 QT/QTc : 325/391 ms
 P/QTcT : 83/32/52 ms
 RS/ST : 1.170/0.580 mV
 RV5-SVI : 1.750 mV

Stimulus Rhythm
 Left Atrial Enlargement
 Abnormally Frank RSTN P Vaidya
 MD PDDC
 Associate Consultant-Cardiology
 Reg.No.G-50510
 Incontinent report Verified by:



Heart & General Clinic

Icure Heart & Diet Clinic, 402, Epsilon tower, opp Pasha bhai park, Race course, Vadodara

:: PERSONAL HEALTH REPORT ::

Name: <u>Bishwamath Roop</u>	*DATE <u>11/2/23</u>
	SR. NO. SEX. <u>male</u> AGE <u>54yrs</u> HEIGHT <u>168cm</u> WEIGHT <u>69 kgs</u>

HISTORY

Present History : NO
 Past Illness History : NO Diabetes/Hypertension/Tuberculosis/Asthma/Epilepsy
 Past Occupational History : NO
 Family History : NO
 Personal History : NO
 Addiction : NO Tobacco/Gutkha/Smoking/Alcohol

GENERAL EXAMINATION

T.P.R. : 73/min B.P. : 130/80 mm Hg

Pallor/Icterus/Cyanosis/Varicosity/Lymph Nodes/Thyroid/Oedema/NVE/Other :

SYSTEMIC EXAMINATION

R.S. : NAD
 C.V.S : NAD
 C.N.S : NAD
 A.S. : NAD
 Musculo-skelet System : NAD

E.N.T. Ex. <u>NAD</u>	ACUITY OF VISION		RT EYE <u>+2</u>	LT EYE <u>+1.5</u>
	Dental Ex. <u>NAD</u>	Without Glass	DISTANT	6/
Skin Ex. <u>NAD</u>		With Glass	Near	6/
	DISTANT		6/ <u>6</u>	6/ <u>6</u>
Psychic Ex. <u>NAD</u>		Near	6/ <u>6</u>	6/ <u>6</u>
COLOUR BLINDNESS <u>NAD</u>				

REMARK


ADVICE

The Worker is FIT/UNFIT for the assigned job.



Dr. Krish P. Vaidya
 MD, PCDC
 Associate Consultant-Cardiology
 Reg.No. CDR/KRISH VAIDYA

MD G-50510, CIH



बँक ऑफ बरदा
Bank of Baroda

नाम: BISHWANATH GOPE
 जारी: १६/०१/२०१९
 जारी: १६/०१/२०१९
 जारी: १६/०१/२०१९

E.C. No. 66092
 जारी: १६/०१/२०१९

Issuing Authority
 जारी: १६/०१/२०१९

Signature Holder's
 जारी: १६/०१/२०१९




भारत सरकार
 Government of India

विश्वनाथ गोप
 Bishwanath Gope
 जन्म तिथि/ DOB: 04/01/1969
 पुरुष / MALE

3624 9683 6439

मेरा आधार, मेरी पहचान




BISHWANATH GOPE



BARODA DIAGNOSTIC LABORATORY

302, Trivia Complex, Natubhai Circle, Race Course, Vadodara. ☎ +91 8866009950 / 7405009950 📧 bdl95950@gmail.com



* 2 6 6 0 5 *

Patient's name : Bishwanath Gope
Age/Sex : 54 Years/Male
Referred by : C/o. I Cure Heart & Diet Clinic
Sample From : LAB
UHID :
Reg. ID : icure-620-19
Accession : 26605
Reg. Date : 11/02/2023
Collection Time : 11/02/2023 15:01

COMPLETE BLOOD COUNT

Sample Type: EDTA

Test Name	Result	Units	Biological Reference Interval
<u>Blood Counts</u>			
Haemoglobin :	13.8	Gms%	13.5 - 18.0
Total R.B.C. :	<u>4.5</u>	mill/c.mm	4.7 - 6.0
Total W. B. C. :	6200	/cu mm	4000 - 10500
Platelet Count :	254000	/cu.mm	1,50,000 - 4,50,000
<u>Differential Count</u>			
Neutrophils :	60	%	40 - 70
Lymphocytes :	38	%	20 - 40
Eosinophils :	<u>00</u>	%	1 - 4
Monocytes :	02	%	2 - 6
Basophils :	00	%	0 - 01
<u>Blood Indices</u>			
P. C. V :	<u>39.0</u>	%	42 - 52
M. C. V. :	86.7	fl	78 - 100
M.C.H :	30.7	pg	27 - 31
M. C. H. C :	35.4	%	32 - 36
R.D.W :	13.6	%	11.5 - 14.0

E.S.R.(Westergren Method)

After one hour : 10 mm 1 - 7



Page 1 of 8

Page 1 of 2





BARODA DIAGNOSTIC LABORATORY

302, Trivia Complex, Natubhai Circle, Race Course, Vadodara. ☎ +91 8866009950 / 7405009950 ✉ bdl95950@gmail.com



Patient's name : Bishwanath Gope
Age/Sex : 54 Years/Male
Referred by : C/o. I Cure Heart & Diet Clinic
Sample From : LAB
UHID :
Reg. ID : icure-620-19
Accession : 26605
Reg. Date : 11/02/2023
Collection Time : 11/02/2023 15:01

THYROID FUNCTION

Sample Type: Serum

Test Name	Result	Units	Biological Reference Interval
TOTAL T3 :	1.11	ng/ml	0.84 - 2.0
TOTAL T4 :	7.12	ug/dl	5.1 - 14.0
TSH :	1.36	mIU/L	0.25 - 5.0

Method : CLIA



LAB
LAB USE ONLY (Entered by :AP Enter Date/Time:11/02/2023 4:43:00 PM) (Verify by :OP1 Verify Date/Time:11/02/2023 5:27:00 PM)



BARODA DIAGNOSTIC LABORATORY

302, Trivia Complex, Natubhai Circle, Race Course, Vadodara. ☎ +91 8866009950 / 7405009950 ✉ bdl95950@gmail.com



* 2 6 6 0 5 *

Patient's name	: Bishwanath Gope	Reg. ID	: icure-620-19
Age/Sex	: 54 Years/Male	Accession	: 26605
Referred by	: C/o. I Cure Heart & Diet Clinic	Reg. Date	: 11/02/2023
Sample From	: LAB	Collection Time	: 11/02/2023 15:01
UHID	:		

PSA

Sample Type: Serum

Test Name	Result	Units	Biological Reference Interval
PSA :	0.80	ng/ml	0 - 4.5

Interpretation guide :

: PSA is a Glycoprotein found in prostate acinar cells,
Ref. range <4.5 ng/ml. increased with age < 6.5 ng/ml, if more than 70yrs.

* Use:

- Monitor response to therapy of ca. prostate.
- PSA of >100 ng/ml predicts bone metastasis with 73% positive predictive value.

* Increased in ->

- Prostate cancer.
- Prostatitis.
- Prostatic ischemia (Sometime too high level).
- Prostate massage.
- Needle biopsy/TUR.
- Indwelling catheter.
- Vigorous bicycle exercise.
- Radiation therapy.

Method : Electrochemiluminescence Immunoassay "ECLIA"



Page 4 of 8

LAB

LAB USE ONLY (Entered by :AP Enter Date/Time:11/02/2023 4:43:00 PM) (Verify by :OP1 Verify Date/Time:11/02/2023 5:27:00 PM)





BARODA DIAGNOSTIC LABORATORY

302, Trivia Complex, Natubhai Circle, Race Course, Vadodara. ☎ +91 8866009950 / 7405009950 ✉ bdl95950@gmail.com



Patient's name : Bishwanath Gope
Age/Sex : 54 Years/Male
Referred by : C/o. I Cure Heart & Diet Clinic
Sample From : LAB
UHID :
Reg. ID : icure-620-19
Accession : 26605
Reg. Date : 11/02/2023
Collection Time : 11/02/2023 15:01

RENAL FUNCTION TEST

Test Name	Result	Units	Biological Reference Interval
Urea :	20	mg/dl	10 - 50
Bun (Calculated) :	9.3	mg/dl	0 - 18
Creatinine :	1.11	mg/dl	0.4 - 1.5
Uricacid :	4.89	mg/dl	3.4 - 7.0
BUN CREAT RATIO :			10:1 - 20:1

Done on Fully automated biochemistry analyser - COBAS C 111



LAB
LAB USE ONLY (Entered by :AP Enter Date/Time:11/02/2023 4:44:00 PM) (Verify by :OP1 Verify Date/Time:11/02/2023 5:27:00 PM)





BARODA DIAGNOSTIC LABORATORY

302, Trivia Complex, Natubhai Circle, Race Course, Vadodara. ☎ +91 8866009950 / 7405009950 ✉ bdl95950@gmail.com



* 2 6 6 0 5 *

Patient's name : Bishwanath Gope
Age/Sex : 54 Years/Male
Referred by : C/o. I Cure Heart & Diet Clinic
Sample From : LAB
UHID :
Reg. ID : icure-620-19
Accession : 26605
Reg. Date : 11/02/2023
Collection Time : 11/02/2023 15:01

LIVER FUNCTION TEST

Sample Type: Serum

Test Name	Result	Units	Biological Reference Interval
S.G.P.T (ALT) :	11	U/L	0 - 40
S.G.O.T (AST) :	16	U/L	0 - 37
ALK.PHOSPHATASE :	55	U/L	40 - 130
G.G.T :	16.3	U/L	8 - 78
<u>Bilirubin</u>			
Total :	0.38	mg/dl	0.2 - 1.0
Direct :	0.25	mg/dl	0 - 0.6
Indirect :	0.13	mg/dl	0 - 0.5
<u>Serum Proteins</u>			
Total Protein :	7.13	gms/dl	6.4 - 8.3
Albumin :	4.29	gms/dl	3.8 - 4.4
Globulins :	2.84	gms/dl	2.3 - 3.5
A/G Ratio :	1.51		0.9 - 2.9

Done on Fully automated biochemistry analyser - COBAS C 111



Page 6 of 8

LAB
LAB USE ONLY (Entered by: AP Enter Date/Time: 11/02/2023 4:44:00 PM) (Verify by: OP1 Verify Date/Time: 11/02/2023 5:27:00 PM)





BARODA DIAGNOSTIC LABORATORY

302, Trivia Complex, Natubhai Circle, Race Course, Vadodara. ☎ +91 8866009950 / 7405009950 📧 bdl95950@gmail.com



Patient's name : Bishwanath Gope
Age/Sex : 54 Years/Male
Referred by : C/o. I Cure Heart & Diet Clinic
Sample From : LAB
UHID :

Reg. ID : icure-620-19
Accession : 26605
Reg. Date : 11/02/2023
Collection Time : 11/02/2023 15:01

LIPID PROFILE

Sample Type: Serum

Test Name	Result	Units	Biological Reference interval
Cholesterol :	133	mg/dl	0 - 200
Triglyceride :	96	mg/dL	0 - 150
HDL - Cholesterol :	39	mg/dL	35 - 65
LDL - Cholesterol :	74.8	mg/dL	0 - 130
VLDL - Cholesterol :	19.2	mg/dL	0 - 30
Total Cholesterol/HDL Ratio :	3.41		1 - 6
LDL / HDL Cholesterol Ratio :	1.92		0 - 3.5

Done on Fully automated biochemistry analyser - COBAS C 111



LAB
LAB USE ONLY (Entered by :AP Enter Date/Time:11/02/2023 4:44:00 PM) (Verify by :OP1 Verify Date/Time:11/02/2023 5:27:00 PM)



BARODA DIAGNOSTIC LABORATORY

302, Trivia Complex, Natubhai Circle, Race Course, Vadodara. ☎ +91 8866009950 / 7405009950 ✉ bdl95950@gmail.com



Patient's name : Bishwanath Gope
Age/Sex : 54 Years/Male
Referred by : C/o. I Cure Heart & Diet Clinic
Sample From : LAB
UHID :
Reg. ID : icure-620-19
Accession : 26605
Reg. Date : 11/02/2023
Collection Time : 11/02/2023 15:01

HbA1C REPORT

Sample Type: EDTA

Test Name	Result	Units	Biological Reference Interval
HbA1C :	5.22	%	Excellent control: 4.2-6.2 Good Control : 6.3-7.2 Fair Control : 7.3-8.2 Poor Control : >8.3
Mean Blood Glucose levels : of last 03months	103.0	mg/dl	

NOTE

*As per the new 2009 update of American Diabetes Association regarding HbA1C & Mean Blood Glucose relationship.

This test is used to monitor diabetic patients compliance with the therapeutic regimen and long term blood glucose control. It's level is proportional to both the average blood glucose concentration and the life span of the red blood cells (RBC) in circulation. HbA1c values are free of day to day glucose fluctuations and are unaffected by exercise or recent food intake.



LAB
LAB USE ONLY (Entered by :AP Enter Date/Time:11/02/2023 4:44:00 PM) (Verify by :OP1 Verify Date/Time:11/02/2023 5:27:00 PM)



BARODA DIAGNOSTIC LABORATORY

Name : BISHWANATH GOPE
Ref By : ICURE HEART & DIET CLINIC

Age/Sex : 54 Yrs./M
Date : 11/02/2023
Report ID. : 11

HAEMOGRAM PROFILE

TEST	RESULT
Blood Group	: * O *
Rh Factor (Anti D.)	: * POSITIVE *

BIOCHEMISTRY

FASTING (FBS)

Blood Glucose : 98.0 mg/dL 70 - 110 mg/dL

POST-PRANDIAL

Blood Glucose : 116.0 mg/dL 80 - 140 mg/dL

Done By Fully Auto Analyzer MIURA, A-1004

END OF REPORT



24 OPEN 365 DAYS

Dr. Nehal Tiwari
(MD)
Consultant Pathologist
(Reg. No. G-54530)

Dr. Priya Kriplani
(MD)
Consultant Pathologist
(Reg. No. G-46004)

302, Trivia Complex, Natubhai Circle, Race Course, Vadodara. ☎ +91 8866009950 / 7405009950 ✉ bdl95950@gmail.com

Laboratory results serve as an aid to diagnosis & should be interpreted in relation to clinical findings. Please refer back to laboratory in case of any discrepancy



BARODA DIAGNOSTIC LABORATORY


Name : BISHWANATH GOPE
Ref By : ICURE HEART & DIET CLINIC

Age/Sex : 54 Yrs./M
Date : 11/02/2023
Report ID. : 11

EXAMINATION OF URINE

TEST	RESULT	UNIT
Sample	: FASTING	
PHYSICAL EXAMINATION		
Quantity	: 10	mL
Colour	: YELLOW	
Transperancy	: CLEAR	
Specific Gravity	: 1.003	
Reaction	: ACIDIC	
Deposits	: ABSENT	
CHEMICAL EXAMINATION		
Albumin	: NIL	
Sugar	: NIL	
Acetone	: ABSENT	
Bile Salts	: ABSENT	
Bile Pigments	: ABSENT	
Urobilinogen	: NORMAL : ~ < 1.0 mg/dL	
Occult Blood	: ABSENT	
Nitrate	: ABSENT	
MICROSCOPIC EXAMINATION		
Pus Cells	: 0-1 / hpf	
RBC	: NIL	
Epithelial Cells	: NIL	
Crystals	: NIL	
Amorphous Phosphate	: NIL	
Cast	: NIL	

END OF REPORT



Dr. Nehal Tiwari
(MD)
Consultant Pathologist
(Reg. No. G-54530)



Dr. Priya Kriplani
(MD)
Consultant Pathologist
(Reg. No. G-46004)

302, Trivia Complex, Natubhai Circle, Race Course, Vadodara. ☎ +91 8866009950 / 7405009950 ✉ bdl95950@gmail.com

Laboratory results serve as an aid to diagnosis & should be interpreted in relation to clinical findings. Please refer back to laboratory in case of any discrepancy

 **iCure™**
Heart & General Clinic

2D Echocardiography & Color Doppler Report

iCure Hear care, 402, Epsilon tower, opp Pasha bhai park, Race course, Vadodara

Patient Name: Mr Bishwanath Gope

Date: 11 / 02 / 2023

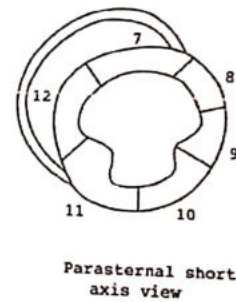
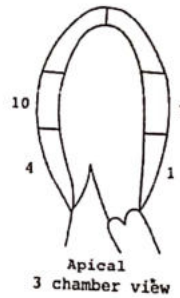
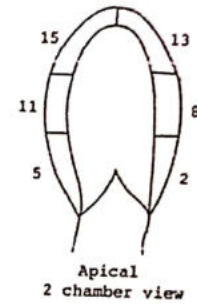
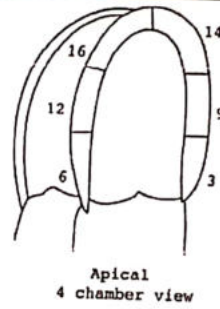
Age Gender: male - 54 Years

M. Mode Study:

LA	38	IVS	10	PWD	11
AO	25	LVDs	23	LVDD	45

Doppler Study:

Mitral Valve	E: 0.98 A: 0.76
Aortic Valve	Normal
Tricuspid Valve	Normal
Pulmonary Valve	Normal



Conclusion:

- **Normal LV Systolic function**
- **LVEF: 58 % ,No RWMA**
- **Cardiac Chambers: Normal**
- **Diastolic function: Normal**
- **TR: No PAH: No RVSP: 17mmhg**
- **No Ms , No MR**
- **Mild AR , No AS**
- **ASD/VSD/PDA/Co-A : No**
- **No Clots or vegetations found**
- **IVC: 11mm size with Normally collapsive**



Dr. Krish P. Vaidya
MD, PGDCC
Associate Consultant-Cardiology
Reg.No.G-50510

Dr. Krish P Vaidya
Consultant Cardiologist, Diabetologist
& General Physician

e:

mal 2D echo report does not rule out cardiac diseases
report shall not be used for Medico legal purposes,
ical Correlation advisable.



Heart & General Clinic

NAME : Mr Bishwanath Gope	AGE : 54Y/M	DATE : 11/02/2023
---------------------------	-------------	-------------------

ULTRASONOGRAPHY OF WHOLE ABDOMEN (Screening Only)

Liver is normal in size and echotexture and shows normal parenchymal reflectivity. No focal lesion is seen. Hepatic veins appear normal. There is no evidence of any dilated intra hepatic biliary radicals.

Portal Vein appears normal in diameter.

Common Bile Duct is of normal diameter.

Gallbladder is physiologically distended with normal wall thickness. There is no evidence of gallstones. No evidence of peri-cholecystic fluid or probe tenderness.

Pancreas is normal in size and shows homogenous reflectivity. There is no evidence of any calcification or ductal dilatation.

Spleen is normal size and shows a homogenous echotexture. There is no evidence of any focal lesion.

Both Kidneys are normal in position and size. They show normal cortical reflectivity and cortico-medullary distinction. Right kidney measures 96x42mm. Left kidney measures 95x32mm. There is no evidence of renal calculi, hydronephrosis or mass seen.

Bladder is well distended and shows normal wall thickness. No evidence of intra-luminal mass or calculi.

Prostate gland is normal in size . it has smooth outlines and normal reflectivity

There is no evidence of ascites.

No evidence of any gross bowel mass seen.

No evidence of any aorto-caval or mesenteric root lymphadenopathy.

No mass or collection in right iliac fossa.

CONCLUSION: No sonographic abnormality is seen.



Mehul Prajapati

DR. MEHUL PRAJAPATI
CONSULTANT RADIOLOGIST




Heart & General Clinic

iCure Heart& Diet Clinic, 402, Epsil on tower, opp Pasha bhai park, Race course, Vadodara

NAME	BISHWANATH GOPE	AGE/SEX	54 MALE
REF BY	I cure heart & diet clinic	DATE	11-02-23

X-RAY CHEST PA VIEW (PORTABLE)

FINDING

BOTH LUNGS FIELDS ARE NORMAL .

REMAINING LUNG FIELDS ARE NORMAL.

BOTH COSTOPHRENIC RECESS ARE CLEAR.

CARDIAC SIZE WITHIN NORMAL LIMITS.

MEDIASTINUM AND BONY THORACIC CAGE REVEAL NO ABNORMALITY.

IMPRESSION : NORMAL LUNGS HEART AND MEDIASTUINUM..



DR.HIMANI VIRAPARA
Regn. No: G.28771
M.D. [Radiodiagnosis]
(CONSULTANT RADIOLOGIST)



Ajanta Co Operative Society, Nr Trident Complex Elorapark Crossing CNG Pump Road Vadodara 390023.
EMAIL: sunnydigitalxray@yahoo.com

[24 x 7 EMERGENCY SERVICE]