

LETTER OF APPROVAL / RECOMMENDATION

To,

The Coordinator,
Mediwheel (Arcofemi Healthcare Limited)
Helpline number: 011- 41195959



Dear Sir / Madam,

Sub: Annual Health Checkup for the employees of Bank of Baroda

This is to inform you that the following employee wishes to avail the facility of Cashless Annual Health Checkup provided by you in terms of our agreement.

PARTICULARS	EMPLOYEE DETAILS
NAME	MR. SHARMA CHANDAN
EC NO.	181646
DESIGNATION	HEAD CASHIER "E" _II
PLACE OF WORK	DUDHI
BIRTHDATE	30-12-1977
PROPOSED DATE OF HEALTH CHECKUP	02-07-2022
BOOKING REFERENCE NO.	22S181646100021022E

This letter of approval / recommendation is valid if submitted along with copy of the Bank of Baroda employee id card. This approval is valid from **27-06-2022** till **31-03-2023**. The list of medical tests to be conducted is provided in the annexure to this letter. Please note that the said health checkup is a **cashless facility** as per our tie up arrangement. We request you to attend to the health checkup requirement of our employee and accord your top priority and best resources in this regard. The EC Number and the booking reference number as given in the above table shall be mentioned in the invoice, invariably.


We solicit your co-operation in this regard.

Yours faithfully,

Sd/-

Chief General Manager
HRM Department
Bank of Baroda

(Note: This is a computer generated letter. No Signature required. For any clarification, please contact Mediwheel (Arcofemi Healthcare Limited))

 बैंक ऑफ़ बड़ौदा
Bank of Baroda


नाम चंदन कुमार
Name CHANDAN KUMAR

कर्मचारी कूट क्र. 181646
E.C. No.




जारीकर्ता प्राधिकारी, क्षेत्रीय प्रबंधक (वा.क्ष.)
Issuing Authority Regional Manager (V.R.)




धारक के हस्ताक्षर
Signature of Holder





भारत सरकार
GOVERNMENT OF INDIA



चन्दन शर्मा

Chandan Sharma

जन्म तिथि/DOB: 30/12/1977

पुरुष/ MALE

5037 0721 1718

VID : 9103 2295 0586 9829

मेरा आधार, मेरी पहचान



भारतीय विचित्र चिह्न प्रमाणन प्राधिकरण
UNIQUE IDENTIFICATION AUTHORITY OF INDIA

पता:

पता: आनन्दी प्रसाद शर्मा, फ्लैट न 2बी स्नेह आश्रया
अपार्ट, पोस्ट नार्कम, थाना नार्कम, रानी,
झारखण्ड - 834010

Address:

C/O: Anandi Prasad Sharma, flat no 2b sneh
ashraya apt, post namkum, thana namkum,
Namkum, Ranchi,
Jharkhand - 834010

5037 0721 1718

VID : 9103 2295 0586 9829



1947



help@uidai.gov.in

UIDAI

www.uidai.gov.in

9564239891





Asarfi Hospital Limited.
Baramuri, P.O.-Bishunpur Polytechnic, Dhanbad(Jharkhand)

Phone : 03262295147 Fax : 08817844529

Email: asarfihospital@hotmail.com



Medi Wheel Full Body Health Checkup

Bill No: AHL/Medi Wheel/2022/53
TIN NO.20861605701

Bill Date : 16.07.2022

Patient Details

Registration no : JUL22-21827

Patient Name : MR.SHARMA CHANDAN

Gender : MALE

Age : 44 Yrs

Phone No.

Address : FLT-2B,SNEHASHRAYA,DHANBAD, JHARKHAND, INDIA

Mobile No :9564239891

SI.No.	Service(s) Name	Rate	Quantity	Discount	Total.
1	Medi Wheel Full Body Health Checkup abhove 40 Years (PACKAGE)	2100.00	1	0.00	2100.00
				Total Rs.	2100.00
				Net Amount.	2100.00

(Rupees Two Thousand One Hundred Only)

Prepared By :

Mr. Anikesh paul



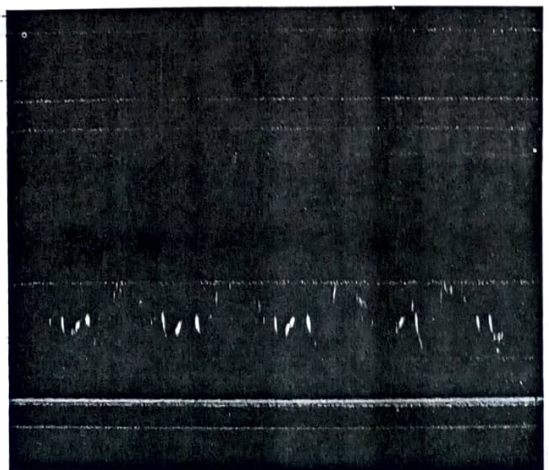


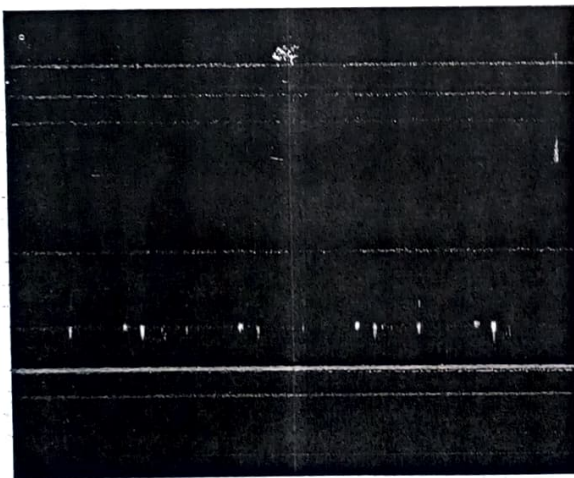
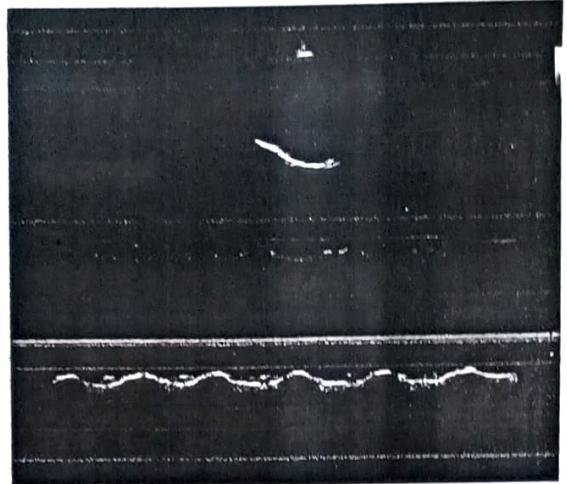

MEDICA HEART INSTITUTE, DHANBAD



Name : MR SHARMA CHANDAN

Date : 07/16/2022

Patient Id : MR SH54_54576





असर्फी हॉस्पिटल
आपके लिए हमारे

MEDICA Heart Institute
caring for Life

A Unit of Asarfi Hospital Limited, Dhanbad



ECHOCARDIOGRAPHY REPORT
Reports

Name **MR SHARMA CHANDAN**

Age **44**

Sex **Male**

Date **07/16/2022**

2D & M-MODE MEASUREMENTS

IVSd	0.9 cm
LVIDd	5.0 cm
LVPWd	0.8 cm
IVSs	1.4 cm
LVIDs	3.4 cm
Ao Diam	3.3 cm
LA Diam	4.3 cm

2D & M-MODE CALCULATIONS

EDV(Teich)	120 ml
ESV(Teich)	46 ml
EF(Teich)	62 %
%FB	33 %
SV(Teich)	74 ml
LVd Mass	176.04 g
RWT	0.32
LA/Ao	1.31

MITRAL VALVE

MV E Vel	0.89 m/s
MV DecT	149 ms
MV Dec Slope	6.0 m/s ²
MV A Vel	0.57 m/s
MV E/A Ratio	1.56
E'	0.09 m/s
E/E'	9.84

AORTIC VALVE

AV Vmax	1.37 m/s
AV maxPG	7.52 mmHg

TRICUSPID VALVE

PULMONARY VALVE

PV Vmax	1.18 m/s
PV maxPG	5.56 mmHg

COMMENTS:

- NORMAL SIZE CARDIAC CHAMBERS
- NO LVRWMA
- GOOD LV SYSTOLIC FUNCTION (EF- 64%)
- NO MR, AR, NO TR
- IAS, IVS INTACT
- NO CLOT, PE
- IVC NORMAL

IMPRESSION:

- NORMAL SIZE CARDIAC CHAMBERS
- NO LVRWMA
- GOOD LV SYSTOLIC FUNCTION (EF- 64%)

DR S. H. CHAVAN
(CONSULTANT CARDIOLOGIST)

TECH. SIG



MEDICA Heart Institute

caring for life

A Unit of Asarfi Hospital Limited, Dhanbad



OUT PATIENT DEPARTMENT

Department of Cardiology

Mediwheel

Regd. No. : JUL22-21827
 Patient Name : MR. SHARMA CHANDAN
 Age/Sex : 44 Y 6 M 0 D / Male
 Address : FLT NO-2B SNEHASHRAYA APPT, P.O-NAMKUN, RANCHI - Jharkhand, INDIA
 Doctor : Dr. Suraj Chavan MBBS, DNB (Cardiology)

Visit : OPD/160722/10721
 Mobile : 9564239891
 Date : 16-Jul-2022 3:06 pm
 OPD Timing : MON-SAT (11AM - 2PM)
 Referred By :

Allergies :

Height : Ft In Temp. : C SPO2 : %
 Weight : 75 Kg Pulse : 94b/min B.P. : 110/90 mm/Hg

History and complaints :

Non DM ⊕ Non H-CM ⊕

Examination:

Denies Any angina, dyspnea

Diagnosis:

ICB - ⊕
feno - ⊕

MI →
ang / IMA →

Investigations: ^

TMT positive

Medicines Prescribed:

→ Etabrad 5mg 1-1 x 2 days

→ Rosprin AU (75/20) 0-1 x 2 wth

Ah
CT coronary
Angio

Follow up:	Days	Advice (Diet/ Lifestyle / Rehab)
Date :		
Time :		

Signature of Doctor

*Prescription to be valid for 7 Days only.

Asarfi Hospital NABH Certified Hospital (PEH-2021-1424)

Asarfi Hospital, Baramuri, P.O.: Bishunpur Polytechnic, Dhanbad-828130

Email : info@asarfihospital.com Web : www.asarfihospital.com ☎ 75440 42333 / 75440 42444

©AHL/D/0085/2545/July/22



MR SHARMA , CHANDAN

12 LEAD REPORT

ID: 000021827

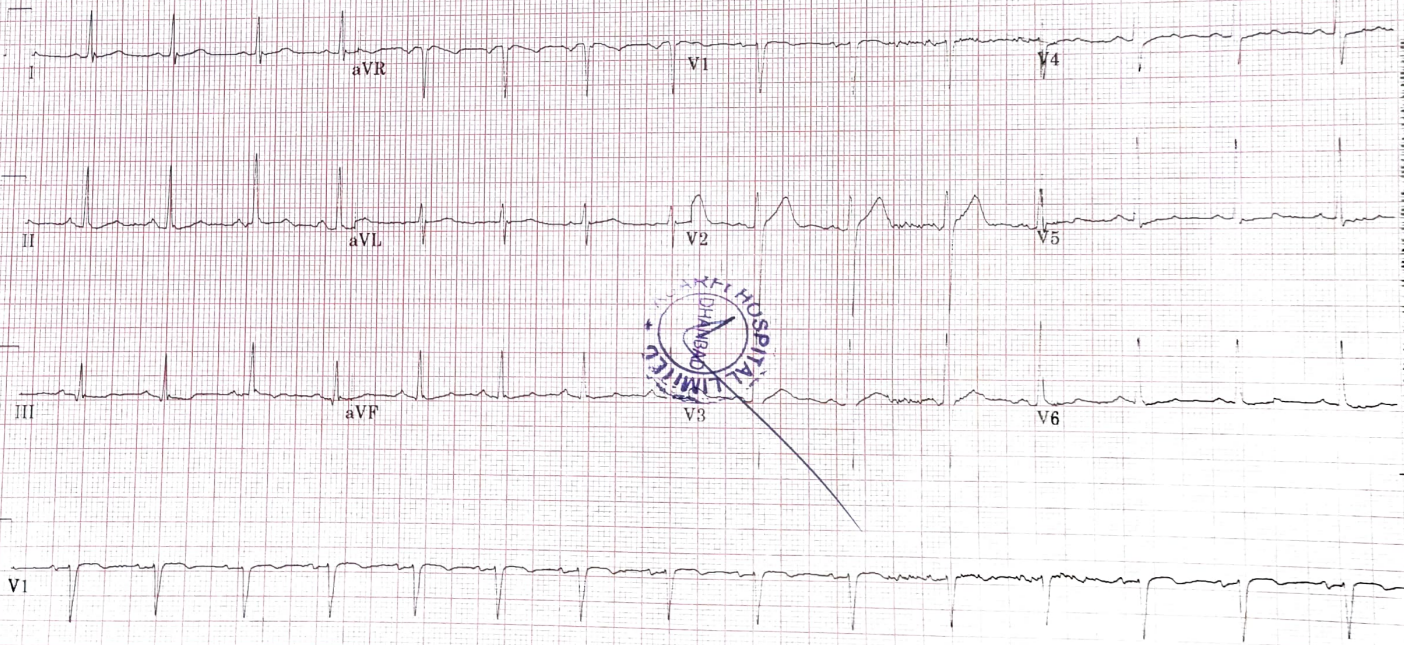
Visit:

92bpm

PRETEST
SUPINE
0:04

BRUCE
***mph
**.*%

16-Jul-2022
13:47:07



DR. H. S. BHATNAGAR
DIPLOMA IN
CARDIOLOGY
DIPLOMA IN
PHYSIOLOGY
DIPLOMA IN
ELECTROCARDIOGRAPHY
DIPLOMA IN
ELECTROPHYSIOLOGY
DIPLOMA IN
ELECTROCARDIOGRAPHY
DIPLOMA IN
ELECTROPHYSIOLOGY

RADIOLOGY REPORT

Reg. No.	21827	Ref. Dr.	SELF
Name	MR SHARMA CHANDAN	Study	USG WHOLE ABDOMEN
Age & Sex	44Y/M	Reporting Date	16.07.2022

USG WHOLE ABDOMEN

- LIVER** : Liver is normal in size and shape. It appears bright in echotexture. No obvious focal lesion is seen. IIBR are not dilated.
- GALL BLADDER** : GB is well distended. No obvious calculus or mass lesion is seen. The wall thickness is normal.
- CBD** : CBD is normal in course & caliber.
- PV** : PV is normal in course & caliber.
- PANCREAS** : Pancreas is normal in size, shape & echotexture. Peripancreatic soft tissues appear normal. MPD is not dilated.
- SPLEEN** : Spleen is normal in shape, size & echotexture. It measures 9.8cm in size.
- KIDNEYS** : The right kidney measures 10.2 x 5.4cm. The left kidney measures 10.2 x 5.1cm. Both kidneys are normal in shape, size & position. The pelvicalyceal system is normal. Corticomedullary differentiation is maintained. A simple cyst measuring 9 x 10mm is seen at the mid pole of right kidney.
- URINARY BLADDER** : Urinary bladder is well distended. No obvious calculus or mass lesion is seen. The wall thickness is normal.
- PROSTATE** : Prostate is normal in size, shape & echotexture. It measures 3.3 x 3.3 x 3.3cm in size (volume - 19gram).
- OTHERS** : No ascites or retroperitoneal lymphadenopathy is seen.
- IMPRESSION** :
- Grade II diffuse fatty infiltration of liver.
 - A right renal simple cyst.



Dr. VAISHALI PATEL
MBBS, DNB (Radio-diagnosis)
Consultant Radiologist

RADIOLOGY REPORT



Patient Information			
Patient Name	MR SHARMA CHANDAN		21827
Age Gender	44Y/MALE		JUL 16 2022
Referring Doctor	SELF	Report Date	JUL 16 2022

CHEST RADIOGRAPH FRONTAL VIEW

TECHNIQUE:

Frontal projections of the chest were obtained

FINDINGS

Both lung fields are clear.

Both costophrenic angles appear normal.

The tracheal lucency is centrally placed.

The mediastinal and diaphragmatic outlines appear normal.

The heart shadow is normal.

The bony thoracic cage and soft tissues are normal.

IMPRESSION

- The study is within normal limits.

Suggested Clinical Correlation.

Dr. Sunil Kumar N

MD Radiodiagnosis (APMC-50941)

Consultant Radiologist

MR SHARMA CHANDAN 44Y M DR SUNIL 1

24 HOUR EMERGENCY

©AHL/D/0070/2226/APR/22



"KEEP THE REPORTS CAREFULLY AND BRING THEM ALONG DURING YOUR NEXT VISIT TO OUR HOSPITAL"