



ভারত সরকার

Government of India



কৌশিক দাস

KOUSHIK DAS

পিতা : গৌতম দাস

Father : Goutam Das

জন্ম সাল / Year of Birth : 1988

পুরুষ / Male



4357 0213 1949

আধার

— সাধারণ মানুষের

আধিকার



Patient ID	1224385		Specimen	WB-EDTA
Patient Name	Mr. Koushik Das		Booked Date	02/08/2024 10:42:01
Gender/Age	Male /36 Yrs		Collected Date	02/08/2024 10:50:50
Mobile No.			Received Date	02/08/2024 10:50:53
Organization	Self		Report Date	02/08/2024 18:21:38
Ref. By	Self		Print Date	02/08/2024 18:41:13

Test Name	Value	Unit	Biological Ref Interval
-----------	-------	------	-------------------------

**Complete Blood Count with ESR (CBC+ESR)**

**Complete Blood Count (CBC)**

Automation+ Manual

Hemoglobin (Hb) Colorimetric Method	14.1	g/dL	13.0 - 17.0
Total Leucocyte Count (TLC) Flow Cytometry method	5280	cells/uL	4000 - 10000
Erythrocyte Count (RBC Count) Electric Impedance method	4.67	10 <sup>6</sup> /uL	4.50 - 5.50
Packed Cell Volume (PCV) Calculated	42.8	%	40.0 - 50.0
Mean Corpuscular Volume (MCV) Calculated	91.6	fL	83.0 - 101.0
MCH (Mean Corp Hb) Calculated	30.2	pg	27.0 - 32.0
MCHC ( Mean Corp Hb Conc ) Calculated	32.9	gm/dL	31.5 - 34.5
Platelet Count Electric Impedance Method	150.00	10 <sup>3</sup> /uL	150.00 - 450.00
RDW (CV) Calculated	11.9	%	11.5 - 14.0
MPV Calculated	<b>16.3</b>	fL	9.1 - 11.9
PCT calculated	<b>0.14</b>	%	0.18 - 0.39
PDW-SD calculated	<b>16.5</b>	fL	9.0 - 15.0

**Differential Leucocyte Count (DLC)**

Automation+Manual

Neutrophil Laser Flow Cytometry & Microscopy	60	%	40 - 70
Lymphocyte Laser Flow Cytometry & Microscopy	29	%	20 - 45
Eosinophil Laser Flow Cytometry & Microscopy	04	%	01 - 07



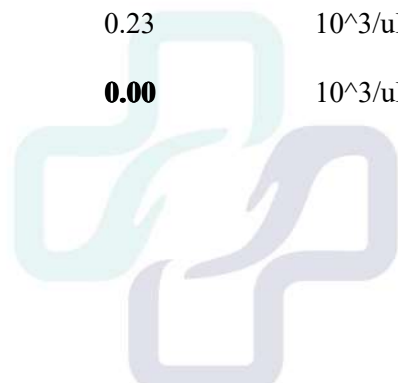
*S. Bhaduri.*

**Dr. Sankarsan Bhaduri**  
M.B.B.S, M.D (Pathology)  
Consultant Pathologist



Patient ID	1224385		Specimen	WB-EDTA
Patient Name	Mr. Koushik Das		Booked Date	02/08/2024 10:42:01
Gender/Age	Male /36 Yrs		Collected Date	02/08/2024 10:50:50
Mobile No.			Received Date	02/08/2024 10:50:53
Organization	Self		Report Date	02/08/2024 18:21:38
Ref. By	Self		Print Date	02/08/2024 18:41:17

Test Name	Value	Unit	Biological Ref Interval
<b>Monocyte</b> <small>Laser Flow Cytometry &amp; Microscopy</small>	07	%	00 - 10
<b>Basophil</b> <small>Laser Flow Cytometry &amp; Microscopy</small>	00	%	00 - 01
<b>Absolute Neutrophils Count (ANC)</b> <small>Calculated</small>	3.17	10 <sup>3</sup> /uL	2.00 - 7.00
<b>Absolute Lymphocytes Count (ALC)</b> <small>Calculated</small>	1.54	10 <sup>3</sup> /uL	1.00 - 3.00
<b>Absolute Monocytes Count (AMC)</b> <small>Calculated</small>	0.34	10 <sup>3</sup> /uL	0.20 - 1.00
<b>Absolute Eosinophil Count (AEC)</b> <small>Calculated</small>	0.23	10 <sup>3</sup> /uL	0.02 - 0.50
<b>Absolute Basophil count (ABC)</b> <small>Calculated</small>	<b>0.00</b>	10 <sup>3</sup> /uL	0.02 - 0.10



*S. Bhaduri.*

**Dr. Sankarsan Bhaduri**  
M.B.B.S, M.D (Pathology)  
Consultant Pathologist



Patient ID	1224385		Specimen	WB-EDTA
Patient Name	Mr. Koushik Das		Booked Date	02/08/2024 10:42:01
Gender/Age	Male /36 Yrs		Collected Date	02/08/2024 10:50:50
Mobile No.			Received Date	02/08/2024 10:50:53
Organization	Self		Report Date	02/08/2024 18:40:42
Ref. By	Self		Print Date	02/08/2024 18:41:19

Test Name	Value	Unit	Biological Ref Interval
Erythrocyte Sedimentation Rate (ESR) <small>Automated</small>	27	mm/1st hr.	00 - 20



*S. Bhaduri.*

**Dr. Sankarsan Bhaduri**  
M.B.B.S, M.D (Pathology)  
Consultant Pathologist



Patient ID	1224385		Specimen	Serum
Patient Name	Mr. Koushik Das		Booked Date	02/08/2024 10:42:01
Gender/Age	Male /36 Yrs		Collected Date	02/08/2024 10:50:50
Mobile No.			Received Date	02/08/2024 10:50:53
Organization	Self		Report Date	02/08/2024 18:40:42
Ref. By	Self		Print Date	02/08/2024 18:41:20

Test Name	Value	Unit	Biological Ref Interval
-----------	-------	------	-------------------------

**BIOCHEMISTRY**

Cholesterol - Total Spectro-photometry	161.0	mg/dl	Desirable = < 200 Borderline = 200-239 High Cholesterol = = 240 Child Desirable = < 170 Borderline = 170-199 High Cholesterol = >199
Creatinine Method:Spectr-photometry	0.99	mg/dl	0.70 - 1.30



*S. Bhaduri.*

**Dr. Sankarsan Bhaduri**  
M.B.B.S, M.D (Pathology)  
Consultant Pathologist



Patient ID	1224385		Specimen	WB-EDTA
Patient Name	Mr. Koushik Das		Booked Date	02/08/2024 10:42:01
Gender/Age	Male /36 Yrs		Collected Date	02/08/2024 10:50:50
Mobile No.			Received Date	02/08/2024 10:50:53
Organization	Self		Report Date	02/08/2024 18:40:42
Ref. By	Self		Print Date	02/08/2024 18:41:22

Test Name	Value	Unit	Biological Ref Interval
-----------	-------	------	-------------------------

**Blood Grouping (A,B,O) and Rh Factor**

**Tube method**

Blood Group ABO <small>Tube Agglutination</small>	A		
Rh Typing <small>Tube Agglutination</small>	POSITIVE		



*S. Bhaduri.*

**Dr. Sankarsan Bhaduri**  
M.B.B.S, M.D (Pathology)  
Consultant Pathologist



Patient ID	1224385		Specimen	Fluoride- F
Patient Name	Mr. Koushik Das		Booked Date	02/08/2024 10:42:01
Gender/Age	Male /36 Yrs		Collected Date	02/08/2024 10:50:50
Mobile No.			Received Date	02/08/2024 10:50:53
Organization	Self		Report Date	02/08/2024 18:21:38
Ref. By	Self		Print Date	02/08/2024 18:41:24

Test Name	Value	Unit	Biological Ref Interval
-----------	-------	------	-------------------------

**BIOCHEMISTRY**

Glucose- Fasting Blood Hexokinase	99.0	mg/dl	74.0 - 100.0
--------------------------------------	------	-------	--------------



*S. Bhaduri.*

**Dr. Sankarsan Bhaduri**  
M.B.B.S, M.D (Pathology)  
Consultant Pathologist



Patient ID	1224385		Specimen	Urine
Patient Name	Mr. Koushik Das		Booked Date	02/08/2024 10:42:01
Gender/Age	Male /36 Yrs		Collected Date	02/08/2024 10:50:50
Mobile No.			Received Date	02/08/2024 10:50:53
Organization	Self		Report Date	02/08/2024 18:40:43
Ref. By	Self		Print Date	02/08/2024 18:41:25

Test Name	Value	Unit	Biological Ref Interval
-----------	-------	------	-------------------------

**CLINICAL PATHOLOGY**

**Urine Routine & Microscopy**

**Strip/Microscopy**

**Physical Examination**

Volume	10	ml	10
Colour	Light Yellow		Light Yellow
Appearance	Clear		Clear
Deposit	Absent		
Turbidity	Absent		
Reaction	Acidic		
Specific Gravity Refractometric	1.020		1.000 - 1.030

**Chemical Examination**

Urine Protein Protein Error of Indicator	Nil		Nil
Urine Glucose Oxidase Peroxidase Reaction	Nil		Nil
Urine Ketone body Sodium Nitropruside	Nil		Nil
Nitrite	Nil		Nil

**Bile Pigment (Urine)**

Method- FOUCHET	Nil		Nil
Bile Salt (Urine) Method: Sulphur	Nil		Nil
PH Double Indicators test	6.5		4.6 - 8.0

Blood peroxidase reaction	Negative		Negative
------------------------------	----------	--	----------

Urobilinogen Modified Ehrlich Reaction	Normal		Normal
---	--------	--	--------

Urine Bilirubin diazotisation	Negative		Negative
----------------------------------	----------	--	----------

Leukocyte Diazonization Reaction	Negative		Negative
-------------------------------------	----------	--	----------

**Microscopic Examintaion**

Pus Cells	Occasional	/HPF	2-4
-----------	------------	------	-----



*S. Bhaduri.*

**Dr. Sankarsan Bhaduri**  
M.B.B.S, M.D (Pathology)  
Consultant Pathologist





Patient ID	1224385		Specimen	Urine
Patient Name	Mr. Koushik Das		Booked Date	02/08/2024 10:42:01
Gender/Age	Male /36 Yrs		Collected Date	02/08/2024 10:50:50
Mobile No.			Received Date	02/08/2024 10:50:53
Organization	Self		Report Date	02/08/2024 18:40:43
Ref. By	Self		Print Date	02/08/2024 18:41:30

Test Name	Value	Unit	Biological Ref Interval
Epithelial Cells	Occasional	/HPF	0-3
RBC's	Nil	/HPF	Nil
Casts	Nil		Nil
Crystals	Nil		Nil
Bacteria	Few		Nil
Budding yeast cells	Negative		Negative
Others	Nil		Nil



*S. Bhaduri.*

**Dr. Sankarsan Bhaduri**  
M.B.B.S, M.D (Pathology)  
Consultant Pathologist



Patient ID	1224385		Specimen	Serum
Patient Name	Mr. Koushik Das		Booked Date	02/08/2024 10:42:01
Gender/Age	Male /36 Yrs		Collected Date	02/08/2024 10:50:50
Mobile No.			Received Date	02/08/2024 10:50:53
Organization	Self		Report Date	02/08/2024 18:40:43
Ref. By	Self		Print Date	02/08/2024 18:41:32

Test Name	Value	Unit	Biological Ref Interval
-----------	-------	------	-------------------------

**BIOCHEMISTRY**

Alaline Transaminase ALT/ SGPT (Method-Spectro-photometry)	<b>50.0</b>	U/L	0.0 - 45.0
Urea (Method :Urease GLDH)	28.0	mg/dl	19.0 - 45.0

\*\*\* End of Report \*\*\*



*S. Bhaduri.*

**Dr. Sankarsan Bhaduri**  
M.B.B.S, M.D (Pathology)  
Consultant Pathologist




**Date: 02.08.2024**

**To**  
**The HR Team**  
**AHCN**

**FITNESS CERTIFICATE**

This is to certify that **MS. Koushik Das** has undergone the necessary tests for the Pre-Employee Health Check.

Based on his history, blood reports, imaging, other tests, and clinical examination, presently he is fit to join.

  
**Dr. SUNEEL KUMAR GARG**  
MD, FNB, IFCCM, EDIC, FICCM, FCCP, FCCM,  
Founder & MD  
Saiman Healthcare Pvt. Ltd.  
DMC Regn. No. 34400

**Dr Suneel Kumar Garg**

MD, FNB (Critical Care Medicine), IFCCM, EDIC, FICCM, FCCP (USA), FCCM (USA)

Senior Critical Care Physician

DMC-34400

**Date:** 02.08.2024

**Name:** Koushik Das  
**Age/Gender:** 36 Y/M  
**Mobile No.:** 8906933047  
**Ref By:** AHCN

**Demographics:**

Height	Weight	BP	BMI
159 cm	58 kgs	120/84 mmHg	22.9

**Personal History:**

Habits:	Smoking: occ
	Alcohol: occ
	Drugs/Medicines: No

**Family History:**

Relation	Age	Health Status
Father	50	Not Alive
Mother	42	Not Alive
Brother	No	
Sister	27	Healthy

**Past History:**

Hypertension	No
Diabetes	No
Asthma	No
Thyroid	No
Tuberculosis	No
Cancer	No

**Others:**

Allergic History	No
Surgical History	No

**Ophthalmic Examination:**

Distance vision		Near vision		Colour vision	
Right Eye	Left Eye	Right Eye	Left Eye	Right Eye	Left Eye
6/6	6/6	N6	N6	Normal	Normal

  
**Dr. SUNEEL KUMAR GARG**  
 MD, FNB, IFCCM, EDIC, FICCM, FCCP, FCCM,  
 Founder & MD

 Saiman Healthcare Pvt. Ltd.  
 Reg. No. 34400

**Dr Suneel Kumar Garg**  
 MD, FNB (Critical Care Medicine), IFCCM, EDIC, FICCM, FCCP (USA), FCCM (USA)  
 Senior Critical Care Physician  
 DMC-34400

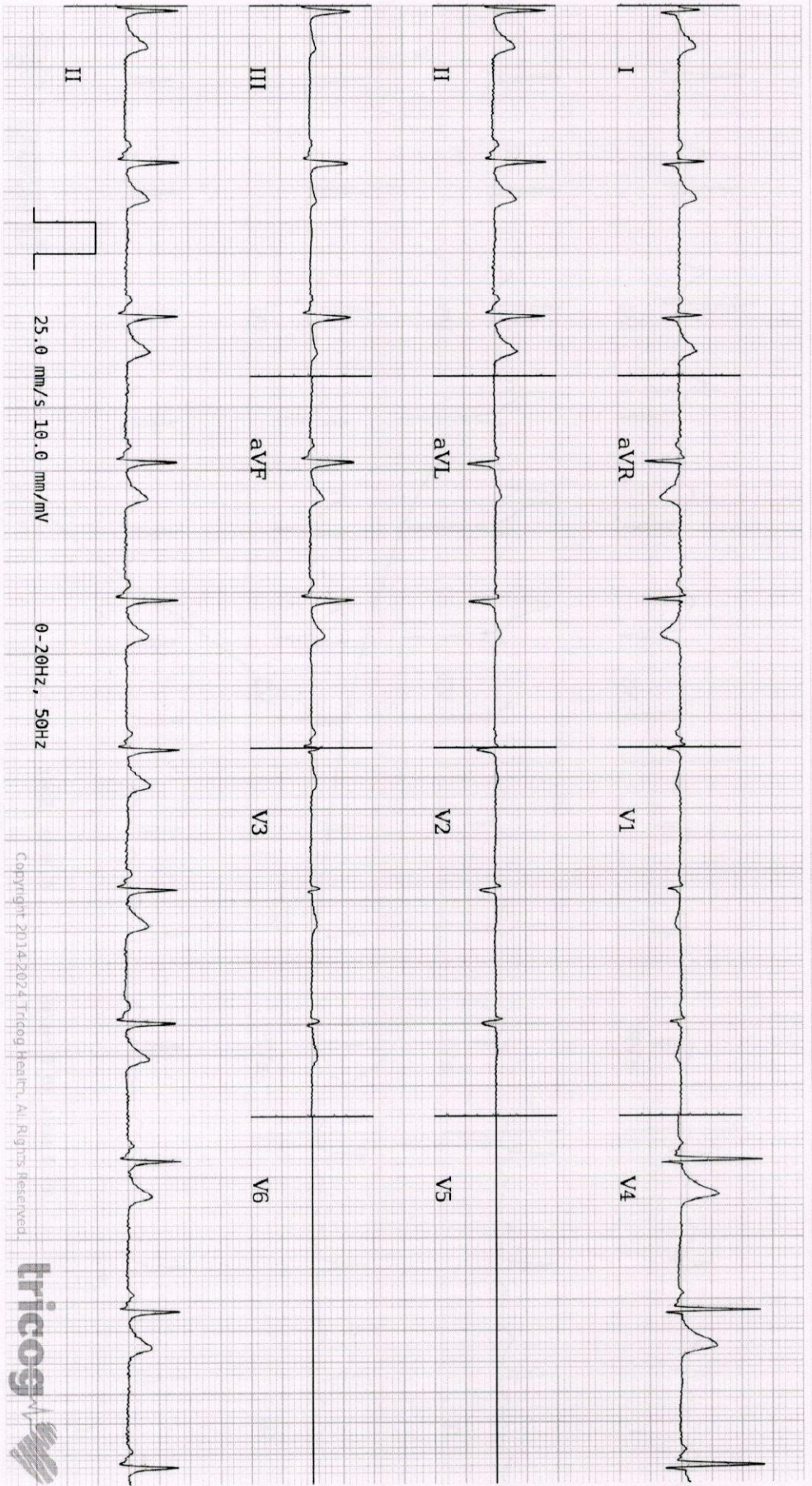


**D.G.D.**<sup>TM</sup>  
 DR GARG'S DIAGNOSTICS  
 (A Division of Saiman Healthcare)

176/76/69, Meghnath Saha Sarani, Pradhan Nagar, Siliiguri -734003, West Bengal. +91 9355090808,  
 +91 3533571619

Date and Time: 2nd Aug 24 10:33 AM

Age / Gender: 36/Male  
 Patient ID: .332  
 Patient Name: Koushik das



Disclaimer: Analysis in this report is based on ECG alone and should only be used as an adjunct to clinical history, symptoms and results of other invasive and non-invasive tests and must be interpreted by a qualified physician.

*Suneel Kumar*  
**DR. SUNEEL KUMAR GARG**  
 MD, FNB, IFCCM, EDIC, FICCM, FCCP,  
 Founder & MD  
 Saiman Healthcare Pvt. Ltd.  
 DMC Regn. No. 34400