

Reg. No : CIMS/A/2022/390797 Visit No : HO/281122/57 [HCV]
 Patient Name : MR. RAJ KUMAR Age(Y-M-D)/Sex : 31 Y 11 M 18 D. / Male
 Referring Doctor : Dr. CIMS DOCTOR Doctor
 Ward/Room : Bed

ORD/281122/1137 Lab No : 2022175554 LSN : 937687 (Whole Blood) Sample Quality : Normal
 Collection Time : 28/11/2022 13:00:47 Arrival : 28/11/2022 13:51:47 Validation Time : 28/11/2022 5:28:28PM

	Result	Unit	Reference Range
CBC With ESR			
TOTAL COUNT			
Hemoglobin <i>(SLS Hemoglobin Detection method)</i>	16.3	g/dl	13.5 - 18.0 g/dl
Total RBC Count <i>(Hydro Dynamic Focusing Method)</i>	5.82	mill/Cmm	4.7 - 6.0 mill/Cmm
HCT <i>(Hydro Dynamic Focusing Method)</i>	50.6	%	42 - 52 %
Total WBC Count <i>(Flow Cytometry)</i>	8990	/Cmm	4000 - 10500 /Cmm
Platelet Count <i>(Hydro Dynamic Focusing Method)</i>	235000	/Cmm	150000 - 450000 /Cmm

DIFFERENTIAL COUNT (by Flow Cytometry)

Polymorphs	53	%	40 - 70 %
Lymphocytes	37	%	22 - 45 %
Eosinophils	05	%	01 - 04 %
Monocytes	05	%	01 - 06 %
Basophils	00	%	00 - 01 %
Immature Granulocytes	00	%	0 - 2 %
Smear Study			

RBCs are Normochromic & Normocytic.
 Platelets are adequate in number.
 Malarial Parasites are not seen.
 No Premature cells are seen.

BLOOD INDICES (by Calculated Method)

M.C.V	86.9	fl	78 - 100 fl
M.C.H	28	pg	27 - 31 pg
M.C.H.C.	32.2	gm/dl	32 - 36 gm/dl
RDW-CV	13.5	%	11.5 - 14.0 %

ESR (Red Cell Aggregation)


After One Hour	22	mm	0 - 10 mm
----------------	----	----	-----------

Blood Group Rh

ABO	"A"
-----	-----

Dr. Manisha Shah
 MD (Path & Bact)
 Consultant Pathologist
 Reg. No. : G-15496

Dr. Jitendra Nayak
 MD (Path)
 Consultant Pathologist
 Reg. No. : G-14786


Dr. Kazumi Gondalla
 M.D. (Path)
 Consultant Pathologist
 Reg. No. : G-21729



CIMS Hospital Private Limited

Plot No 67/1, Opp. Panchamrut Bungalows, Near Shukan Mall, Off Science City Road, Sois, Ahmedabad - 380060, Gujarat

Print By : ankitrajput CIN No. U8510GJ2001PTCC39962

Print Date/Time : 03/12/2022 19:10:05

Page 1 of 2

Reg. No : CIMS/A/2022/390797	VisitNo : HC/281122/57 [HCV]
Patient Name : MR. RAJ KUMAR	Age(Y-M-D)/Sex : 31 Y 11 M 18 D. / Male
Referring Doctor : Dr. CIMS DOCTOR	Doctor :
Ward/Room :	Bed :
ORD/281122/1137 Lab No : 2022175554 LSN : 937687 (Whole Blood)	Sample Quality : Normal
Collection Time : 28/11/2022 13:00:47	Arrival : 28/11/2022 13:51:47 Validation Time: 28/11/2022 5:28:29PM

Rh POSITIVE

HbA1c (Glycosylated Haemoglobin)

TEST

HbA1c (Glyoco Hb)
(Immuno Turbidimetric)

5.47

%

4.8-5.9% Normal

5.9-7.0% Good diabetic control

7.0-10.0% Fair diabetic control

>10.0% Poor diabetic control

Mean Plasma Glucose

117.5


mg/dL

80 - 140 mg/dL

*** END OF REPORT ***

Dr. Manisha Shah
MD (Path & Bact)
Consultant Pathologist
Reg. No. : G-15496

Dr. Jitendra Nayak
MD (Path)
Consultant Pathologist
Reg. No. : G-14786


Dr. Kazumi Gondalia
M.D. (Path)
Consultant Pathologist
Reg. No. : G-21729




Reg. No : CIMS/A/2022/390797	Visit No : HC/281122/57 [HCV]
Patient Name : MR. RAJ KUMAR	Age(Y-M-D)/Sex : 31 Y 11 M 18 D. / Male
Referring Doctor : Dr. CIMS DOCTOR	Doctor Bed :
Ward/Room :	
ORD/281122/1137 Lab No : 2022175634 LSN : 937687 (Urine)	Sample Quality : Normal
Collection Time : 28/11/2022 14:34:24	Arrival : 28/11/2022 14:34:24
	Validation Time : 28/11/2022 3:58:12PM

	Result	Unit	Reference Range
Urine R & M			
PHYSICAL EXAMINATION			
Quantity	20 cc		
Colour	Pale Yellow		
Transparency	Clear		
Reaction	5.0		
(QDS-10 Strip)			
Sp. Gravity	1.020		1.005 - 1.035 .
(QDS-10 Strip)			
CHEMICAL EXAMINATION			
U. Albumin	Nil		
(QDS-10 Strip/Manual)			
U. Glucose	Nil		
(QDS-10 Strip/Manual)			
U. Acetone	Absent		
(QDS-10 Strip/Manual)			
BS/BP	Absent		
(QDS-10 Strip/Manual)			
MICROSCOPIC EXAMINATION			
Pus Cell	Occasional	/H.P.F.	/H.P.F.
Red Blood Cell	Nil	/H.P.F.	/H.P.F.
Epithelial Cell	1-2	/H.P.F.	/H.P.F.
Cast	Not Seen		
Crystals	Not Seen		
Amorphous	Absent		
Monilia	Absent		

*** END OF REPORT ***

Dr. Manisha Shah
MD (Path & Bact)
Consultant Pathologist
Reg. No. : G-15496

Dr. Jitendra Nayak
MD (Path)
Consultant Pathologist
Reg. No. : G-14786


Dr. Kazum Gondalia
M.D. (Path)
Consultant Pathologist
Reg. No. : G-21729



Reg. No : CIMS/A/2022/390797	Visit No : HC/281122/57 [HCV]
Patient Name : MR. RAJ KUMAR	Age(Y-M-D)/Sex : 31 Y 11 M 18 D / Male
Referring Doctor : Dr. CIMS DOCTOR	Doctor :
Ward/Room :	Bed :

ORD/281122/1137 Lab No : 2022175555 LSN : 937887 (SERUM) Sample Quality : Normal
Collection Time : 28/11/2022 13:00:47 Arrival : 28/11/2022 13:51:47 Validation Time : 28/11/2022 5:58:57PM

Liver Function Test			
	Result	Unit	Reference Range
Alkaline Phosphatase <i>(PNPP, AMP Buffer Method, Colorimetric)</i>	72.4	U/L	40 - 129 U/L
Billirubin			
Total Billirubin <i>(Diazospecial Iazonium Iron with Blank)</i>	0.41	mg/dL	0.0 - 1.0 mg/dL
Direct Billirubin <i>(Dizeo, (Evelyn Malloy) with Blank)</i>	0.16	mg/dL	0.0 - 0.2 mg/dL
Indirect Billirubin <i>(Calculated from Total and Direct Billirubin)</i>	0.25	mg/dL	0.0 - 0.8 mg/dL
SGPT (ALT) <i>(IFCC without pyridoxal phosphate)</i>	33.6	U/L	0 - 41 U/L
SGOT (AST) <i>(IFCC without pyridoxal 5 phosphate)</i>	20.6	U/L	0 - 40 U/L
Total Protein			
Total Proteins <i>(Biuret Method)</i>	8.26	gm/dl	6.4 - 8.3 gm/dl
Albumin <i>(Bromocresol Green Colorimetric)</i>	4.94	gm/dl	3.97 - 4.95 gm/dl
Globulin	3.32	gm/dl	2.2 - 3.5 gm/dl
A/G Ratio	1.49		0.9 - 2.1

Dr. Manisha Shah
MD (Path & Bact)
Consultant Pathologist
Reg. No. : G-15496

Dr. Jitendra Nayak
MD (Path)
Consultant Pathologist
Reg. No. : G-14786

Dr. Kazumi Gondalia
M.D. (Path)
Consultant Pathologist
Reg. No. : G-21729



CIMS Hospital Private Limited

Plot No 677, Opp. Panchamrut Bungalows, Near Shukan Mall, Off Science City Road, Sola, Ahmedabad - 380060, Gujarat

© 1800 308 3999. CIN No. U85106 DP001PTC039962

Printed By : ankit.rajput

Print Date/Time : 03/12/2022 18:10:57 Page 1 of 2

Reg. No : CIMS/A/2022/390797	Visit No : HC/281122/57 [HCV]
Patient Name : MR. RAJ KUMAR	Age(Y-M-D)/Sex : 31 Y 11 M 18 D. / Male
Referring Doctor : Dr. CIMS DOCTOR	Doctor Bed
Ward/Room	

ORD/281122/1137 Lab No : 2022475555 LSN : 937887 (SERUM) Sample Quality : Normal
 Collection Time : 28/11/2022 13:00:47 Arrival : 28/11/2022 13:51:47 Validation Time : 28/11/2022 5:58:55PM

	Result	Unit	Reference Range
Creatinine <i>(Buffered Jaffe Reaction Kinetic Compensated)</i>	1.01	mg/dL	0.7 - 1.2 mg/dL
Estimated GFR	-	mL/min/1.73m ²	50 - 137 mL/min/1.73m ²
Fasting Glucose <i>(Hexokinase)</i>	63	mg/dL	70 - 100 mg/dL
Thyroid Function Test			
TOTAL T3 (T3) * <i>(Electrochemiluminescence Assay)</i>	1.13	ng/ml	0.846 - 2.02 ng/ml
TOTAL T4 (T4) * <i>(Electrochemiluminescence Assay)</i>	8.58	µg/dl	5.13 - 14.06 µg/dl
TSH <i>(Electrochemiluminescence Assay)</i>	2.03	µIU/ml	0.27 - 4.20 µIU/ml
Uric Acid <i>(Uricase Colorimetric Enzymatic)</i>	7.83	mg/dL	3.4 - 7.0 mg/dL
Vitamin B-12 <i>(Electrochemiluminescence Assay)</i>	207	pg/ml	211-946 pg/ml
Vitamin D (25 OH) * <i>(Electrochemiluminescence Assay)</i>	13.00	ng/ml	Deficiency : ≤ 20 ng/ml Insufficiency : 21 - 29 ng/ml Normal : ≥ 30 ng/ml

*** END OF REPORT ***

Dr. Manisha Shah
MD (Path & Bact)
Consultant Pathologist
Reg. No. : G-15496

Dr. Jitendra Nayak
MD (Path)
Consultant Pathologist
Reg. No. : G-14786

Dr. Kazumi Gondalia
M.D. (Path)
Consultant Pathologist
Reg. No. : G-21729



CIMS Hospital Private Limited

Plot No 67/, Opp. Panchamrut Bungalows, Near Shukan Mall, Off Science City Road, Sola, Ahmedabad - 380060, Gujarat

Printed By : ankita.rajput
CIN No. U85105GJ2001PTC039962


Print Date/Time : 03/12/2022 19:10:57

Page 2 of 2

Reg. No : CIMS/A/2022/390797	Visit No : HC/281122/57 [HCV]
Patient Name : MR. RAJ KUMAR	Age(Y-M-D)/Sex : 31 Y 11 M 18 D. / Male
Referring Doctor : Dr. CIMS DOCTOR	Doctor :
Ward/Room :	Bed :
ORD/281122/1137 Lab No : 2022175555	LSN : 937687 (SERUM) Sample Quality : Normal
Collection : 28/11/2022 1:00:47 PM	Arrival: 28/11/2022 13:55:54 Validation Time: 28/11/2022 17:21:11

<u>Lipid Profile (With Direct LDL)</u>	<u>Result</u>	<u>Unit</u>	<u>Reference Range</u>
Type of Sample	: Fasting	.	
Cholesterol <i>(Enzymatic/Colorimetric, Cholesterol Oxidase, Esterase, Peroxidase Gen. 2)</i>	: 204.1	mg/dL	Less than 160 mg/dl Excellent Less than 200 mg/dl Desirable 200-239 mg/dl Borderline High 240 mg/dl & over High
Triglyceride <i>(Enzymatic Colorimetric without Glycerol Blank without Serum Blank)</i>	: 111.8	mg/dL	Less than 150 mg/dl Normal 150 - 199 mg/dl Borderline High 200-499 mg/dl High 500 mg/dl or greater Very High
HDL Cholesterol <i>(Direct Mearuse Homogenous Technique Modified Enzymatic Colorimetric Gen. 3)</i>	: 54.2	mg/dL	Less than 40 mg/dl Low 60 mg/dl or above Excellent
LDL Cholesterol (DIRECT) <i>(Homogenous Enzymatic colorimetric Assay)</i>	: 131.5	mg/dL	Less than 80 mg/dl Excellent Less than 100 mg/dl Optimal 100 - 129 mg/dl Near or above optimal 130 - 159 mg/dl Borderline High 160 - 189 mg/dl High 190 mg/dl & above Very High
VLDL Cholesterol <i>(Calculated)</i>	: 22.36	mg/dL	15 - 30 mg/dL
Cholesterol/HDL Ratio <i>(Calculated)</i>	: 3.77		Normal upto 4.5
LDL/HDL Ratio <i>(Calculated)</i>	: 2.43		Less than 3.5

Remarks :


Dr. Kazumi Gondalia
 M.D. (Path)
 Consultant Pathologist
 Reg. No. : G-21729

Dr. Manisha Shah
 MD (Path & Bact)
 Consultant Pathologist
 Reg. No. : G-15496

Dr. Jitendra Nayak
 MD (Path)
 Consultant Pathologist
 Reg. No. : G-14786

