

 बैंक ऑफ़ बड़ोदा
Bank of Baroda

नाम **KALYANI KATTA**
Name

कर्मचारी कुट क्र 88395
E.C. No.


जारीकर्ता प्राधिकारी
Issuing Authority




धारक का हस्ताक्षर
Signature of Holder

< Kalyani
Meharudam

M.S. CHOUDARY, MBBS, DLO, MS
Registered No: 9747 (A.P. Med. Council,
MAGANTI CLINIC, ADARSH DIAGNOSTICS
D.No: 29-3-23, Flat No: 102
Sri Ranga Heights, Ground Floor
Kaleswara Rao Road, Governorpet
VIJAYAWADA-520 002. Ph: 6664639



ADARSH DIAGNOSTICS

ISO 9001 : 2015 CERTIFIED

D.No. 29-3-23, Flat No : 102, Opp. I.V. Palace Road, Sri Ranga Heights,
Ground Floor, Kaleswara Rao Road, Governorpet,
VIJAYAWADA - 520 002. © (0866) 6664639, Fax : 2431916

BOB

Name of the life to be Assured:-K.KALYANI Age:-33/F

BLOOD EXAMINATION REPORT

FASTING BLOOD SUGAR(FBS):	83 mg%	(N.VALUE:60 – 100 mg%)
POST PRANDRLAL BLOOD SUGAR:	120 mg%	(N.VALUE:60-150 mg%)
S.CHOLESTEROL	: 188 mg%	(N.VALUE:130 – 250 mg%)
S.TRIGLY CERIDES	: 134 mg%	(N.VALUE:UP TO 175 mg%)
HDL	: 47.0 mg%	(N.VALUE:35 – 55 mg%)
V L D L	: 26.8 mg%	(N.VALUE: UP TO 30 mg%)
LDL	: 114.2	(N.VALUE:UP TO 150 mg%)
UREA	: 29.8 mg%	(N.VALUE:10 – 50 mg%)
BUN	: 14 mg%	(N.VALUE:08 – 20 mg%)
S.CREATININE	: 0.8 mg%	(N.VALUE:0.5 – 1.6 mg%)
S.PROTEINS	: 6.9 gms%	(N.VALUE:6.0 – 8.0 gms%)
ALBUMIN	: 4.4 gms%	(N.VALUE:3.5 – 5.6 gms%)
GLOBULIN	: 2.5 gms%	(N.VALUE:2.0 – 3.6 gms%)
A.G. RATIO	: 1.76	
S.URIC ACID	: 5.0 mg%	(N.VALUE:2.5 – 7.0 mg%)
S.BILIRUBIN	: 0.8 mg%	(N.VALUE: 0.2 – 1.2 mg%)
DIRECT BILIRUBIN	: 0.2 mg%	(N.VALUE:0.0 – 0.2 mg%)
INDIRECT BILIRUBIN	: 0.6 mg%	
S G O T	: 23.8 IU/ML	(N.VALUE:8 – 35 IU/ML)
S G P T	: 26.7 IU/ML	(N.VALUE:13 – 40 IU/ML)
S.ALKLINE PHOSPHATESE	: 7.4 KA UNITES	(N.VALUE:4 – 11 KA UNITES)
GGTP	: 14.6 IU/ML	(N.VALUE:4 – 24 IU/ML)
Hbs Ag	: NEGATIVE(-VE)	

Dated at Vijayawada on the 02ND day of October 2021

(Pathologist/Dr.Inchrge)

ADARSH DIAGNOSTICS

D.No: 29-3-23, Flat No: 102
Sri Ranga Heights, Ground Floor
Kaleswara Rao Road, Governorpet
VIJAYAWADA-520 002. Ph:6664639

X-RAY, ECG, E.E.G. PATHOLOGICAL, SEROLOGICAL, BIO-CHEMICAL, IMMUNOASSAY, BLOOD BANK,
TREAD- MILL STRESS TEST : ULTRA SOUND SCAN WITH 2-D ECHO CARDIOGRAPHY, HOLTER RECORD,
AUDIOMETRY AND 24 HOURS AMBULANCE, ENDOSCOPY



ADARSH DIAGNOSTICS

ISO 9001 : 2015 CERTIFIED

D.No. 29-3-23, Flat No : 102, Opp. I.V. Palace Road, Sri Ranga Heights,
Ground Floor, Kaleswara Rao Road, Governorpet,
VIJAYAWADA - 520 002. ☎ (0866) 6664639, Fax : 2431916

BOB

Name of the life to be Assured:-K.KALYANI Age:-33/F

BLOOD EXAMINATION REPORT

CBC

TEST	RESULT	NORMAL RANGE
HAEMOGLOBIN(HGB)	: 10.8 gm%	(12.0 – 16.0 g/100ml)
P C V (HAEMATOCRIT)	: 32.4 gm%	(36 - 48 %)
MCV	: 80.2 CU.MM	(76 - 92 CU MM)
MCH	: 22.6 MM.G	(27 - 32 MM G)
MCHC	: 28.6 %	(30 - 35 %)
RDW	: NORMAL	
M P V	: NORMAL	
INDICES	: NORMAL	
T R B C	: 3.6 miil/cumm	(3.9 – 6.5miil/cumm)
PLATELET COUNT	: 2.8 lakhs/c.mm	(1.5 - 4.0 lakshs/c.mm)
T W B C	: 8,700 cells/cumm	(4,000-10,000cells/cumm)
DIFFERENTIAL COUNT		
NEUTROPHILS	: 70 %	(40 - 74 %)
LYMPHOCYTES	: 24 %	(20 - 45%)
EOSINOPHILS	: 06 %	(2 - 06 %)
MONOCYTES	: ----	(00 - 02 %)
BASOPHILS	: ----	(< 1%)
E S R	: 30 mm/ 1st hour	(02 - 12mm/1 st hour)
GROUP	: "O"	
RH TYPE	: POSITIVE(+VE)	

Dated at Vijayawada on the 02ND day of October 2021

(Pathologist/Dr.Incharge)

ADARSH DIAGNOSTICS
D.No: 29-3-23, Flat No: 102
Sri Ranga Heights, Ground Floor
Kaleswara Rao Road, Governorpet
VIJAYAWADA-520 002. Ph:6664639

X-RAY, ECG, E.E.G. PATHOLOGICAL, SEROLOGICAL, BIO-CHEMICAL, IMMUNOASSAY, BLOOD BANK,
TREAD- MILL STRESS TEST : ULTRA SOUND SCAN WITH 2-D ECHO CARDIOGRAPHY, HOLTER RECORD,
AUDIOMETRY AND 24 HOURS AMBULANCE, ENDOSCOPY



ADARSH DIAGNOSTICS

ISO 9001 : 2015 CERTIFIED

D.No. 29-3-23, Flat No : 102, Opp. I.V. Palace Road, Sri Ranga Heights,
Ground Floor, Kaleswara Rao Road, Governorpet,
VIJAYAWADA - 520 002. © (0866) 6664639, Fax : 2431916

BOB

Name of the life to be Assured:-K.KALYANI Age:-33/F

BLOOD EXAMINATION REPORT

*GLYCOSYLATED HEMOGLOBIN TEST :HbA1c
(MEAN BLOOD GLUCOSE LEVEL FOR THE LAST 2 MONTHS)*

<i>RESULT</i>	:	<i>5.3 %</i>
<i>IMPRESSION</i>	:	<i>NON DIABETIC</i>
<i>INTERPRETATION OF TEST</i>	:	
<i>HbA1c</i>		<i>%OF GLUCOSE CONTROL</i>
<i>>10 %</i>	:	<i>POOR</i>
<i>9% - 10 %</i>	:	<i>FAIR</i>
<i>8% - 9%</i>	:	<i>GOOD</i>
<i>7% - 8%</i>	:	<i>CONTROL</i>
<i>6% -7 %</i>	:	<i>NEAR NORMAL</i>
<i><6</i>	:	<i>NON DIABETIC</i>

Dated at Vijayawada on the 02ND day of October 2021

(Pathologist/DR.Incharge)

ADARSH DIAGNOSTICS
D.No: 29-3-23, Flat No: 102
Sri Ranga Heights, Ground Floor
Kaleswara Rao Road, Governorpet
VIJAYAWADA-520 002. Ph:6664639

X-RAY, ECG, E.E.G. PATHOLOGICAL, SEROLOGICAL, BIO-CHEMICAL, IMMUNOASSAY, BLOOD BANK,
TREAD- MILL STRESS TEST : ULTRA SOUND SCAN WITH 2-D ECHO CARDIOGRAPHY, HOLTRE RECORD,
AUDIOMETRY AND 24 HOURS AMBULANCE, ENDOSCOPY



ADARSH DIAGNOSTICS

ISO 9001 : 2015 CERTIFIED

D.No. 29-3-23, Flat No : 102, Opp. I.V. Palace Road, Sri Ranga Heights,
Ground Floor, Kaleswara Rao Road, Governorpet,
VIJAYAWADA - 520 002. © (0866) 6664639, Fax : 2431916

BOB

Name of the life to be Assured:-K.KALYANI Age:-33/F

BLOOD EXAMINATION REPORT

T3	:	179 ng/dl
(N.VALUE)	:	70 – 204 ng/dl)
T4	:	8.6 ug/dl
(N.VALUE)	:	5.5 -11.0ug/dl)
THYROID STIMULATING HORMONE TSH	:	4.18 uIU/ml
(N.VALUE)	:	0.35-5.50 uIU/ml)

Dated at Vijayawada on the 02ND day of October 2021


(Pathologist/Dr.Incharge)

ADARSH DIAGNOSTICS
D.No: 29-3-23, Flat No: 102
Sri Ranga Heights, Ground Floor
Kaleswara Rao Road, Governorpet
VIJAYAWADA-520 002. Ph:6664639



ADARSH DIAGNOSTICS

ISO 9001 : 2015 CERTIFIED

D.No. 29-3-23, Flat No : 102, Opp. I.V. Palace Road, Sri Ranga Heights,
Ground Floor, Kaleswara Rao Road, Governorpet,
VIJAYAWADA - 520 002. © (0866) 6664639, Fax : 2431916

BOB

Name of the life to be Assured:-K.KALYANI Age:-33/F

URINE EXAMINATION REPORT

MACROSCOPY

QUANTITY : 8.5ML
APPEARANCE : CLEAR
COLOUR : PALE YELLOW
SP GRAVITY : 1.022
REACTION : ACIDIC

CHEMICAL

BILE SALTS : NEGATIVE(-VE)
BILE PIGEMENTS : NEGATIVE(-VE)
UROBILINOGEN : NORMAL
ACETONE : NEGATIVE(-VE)
OCCULT BLOOD : NEGATIVE(-VE)
ALBUMIN : NIL
URINE SUGAR : NIL

MICRO

R B C : NIL
CAST : NIL
PUS CELLS : 4-6/HPF
E P CELLS : NIL
CRYSTALS : NIL
BACTERIA : NIL

Dated at Vijayawada on the 02ND day of October 2021

(Pathologist/Dr.Incharge)

ADARSH DIAGNOSTICS

D.No: 29-3-23, Flat No: 102

Sri Ranga Heights, Ground Floor

Kaleswara Rao Road, Governorpet

VIJAYAWADA-520 002, Ph:6664639

X-RAY, ECG, E.E.G. PATHOLOGICAL, SEROLOGICAL, BIO-CHEMICAL, IMMUNOASSAY, BLOOD BANK,
TREAD- MILL STRESS TEST : ULTRA SOUND SCAN WITH 2-D ECHO CARDIOGRAPHY, HOLTER RECORD,
AUDIOMETRY AND 24 HOURS AMBULANCE, ENDOSCOPY



ADARSH DIAGNOSTICS

ISO 9001 : 2015 CERTIFIED

D.No. 29-3-23, Flat No : 102, Opp. I.V. Palace Road, Sri Ranga Heights,
Ground Floor, Kaleswara Rao Road, Governorpet,
VIJAYAWADA - 520 002. © (0866) 6664639, Fax : 2431916

BOB

Name of the life to be Assured:- K.KALYANI Age:- 33/F

ECG REPORT

RATE : 82 bpm
RHYTHM : SINUS
P : NORMAL
P R INTERVAL : 149 ms
Q R S INTERVAL : 95 ms
S T SEGEMENT : NORMAL
T WAVES : NORMAL
Q WAVES : NIL
HYPERTRPHY : NO
Q T : 377 ms
Q R S AXIS : -5 Deg
IMPRESSION : NORMAL ECG

Dated at Vijayawada on the 02nd day of OCT 2021

CONSULTANT CARDIOLOGIST
Dr. MAGANTI S.V.R.K.V. PRASAD
M.B.B.S.;PGDHS;DC(CARDIOLOGY)
Regd. No:14414 (A.P.MED.COUNCIL)
CONSULTANT CARDIOLOGIST
MAGANTI CLINIC
VIJAYAWADA.

11
Born 27-Jan-88 33 Years
K. KALYANI
Female

02-Oct-21 10:33:20 AM

Rate 82 Sinus rhythm.....normal P axis, V-rate 50-99

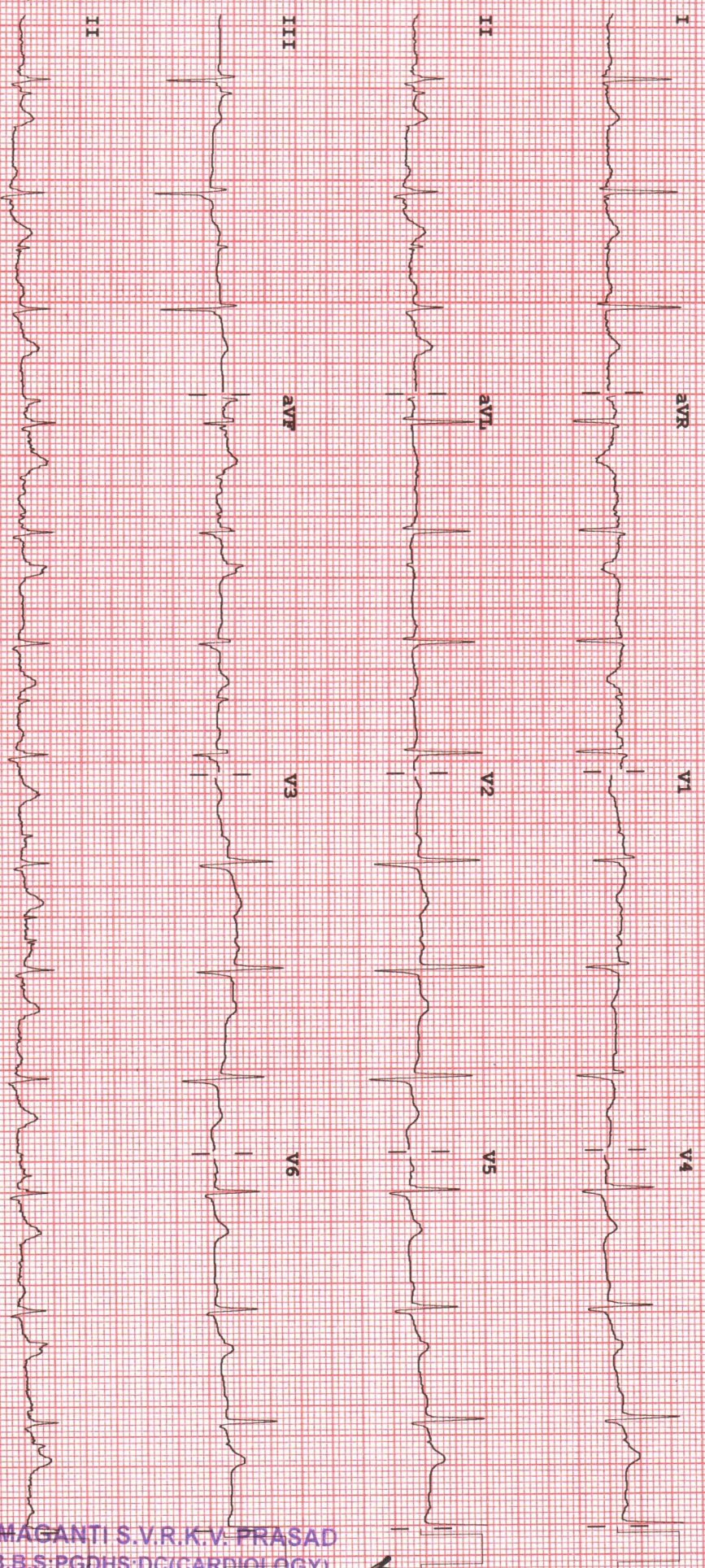
PR 149
QRSD 95
QT 377
QTc 441

--AXIS--
P 41
QRS -5
T 49

12 Lead; Standard Placement

- NORMAL ECG -

Requested by: BANK OF BARODA
Unconfirmed Diagnosis



Device: Speed: 25 mm/sec Limb: 10 mm/mV Chest: 10.0 mm/mV
PHILIPS
REORDER M3708A
F 60~ 0.15-100 Hz
PHI100B CLR? P?

Dr. MAGANTI S.V.R.K.V. PRASAD
M.B.B.S; PGDHS; DC(CARDIOLOGY)
Regd. No:14414 (A.P.MED.COUNCIL)
CONSULTANT CARDIOLOGIST
MAGANTI CLINIC
VIJAYAWADA.

mm



ADARSH DIAGNOSTICS

ISO 9001 : 2015 CERTIFIED

D.No. 29-3-23, Flat No : 102, Opp. I.V. Palace Road, Sri Ranga Heights,
Ground Floor, Kaleswara Rao Road, Governorpet,
VIJAYAWADA - 520 002. ☎ (0866) 6664639, Fax : 2431916

BOB

Name of the life to be Assured:- K.KALYANI Age:- 33/F

X-RAY CHEST AP VIEW

CARDIAC SIZE IS NORMAL.

LUNG FIELDS ARE CLEAR

BOTH HILA ARE NORMAL

C.P ANGLES ARE CLEAR

NO BONY LESION

IMPRESSION: NORMAL STUDY

Dated at Vijayawada on the 02nd day of OCT 2021

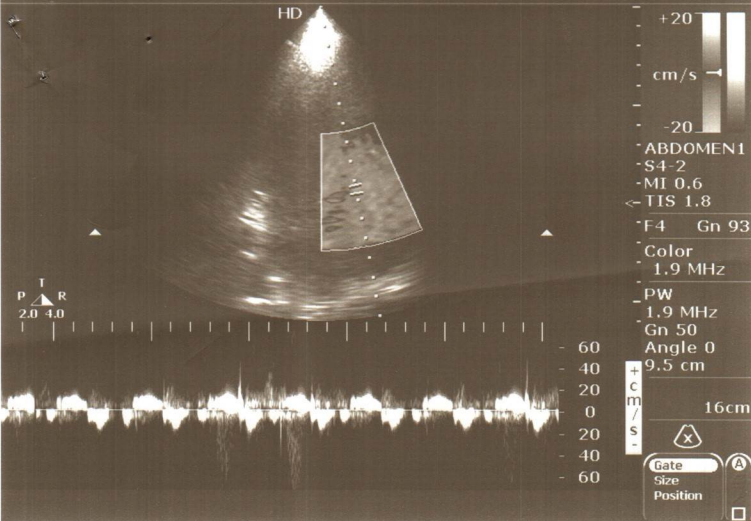
CONSULTANT RADIOLOGIST/Dr.Incharge

DR. G. PRASADA RAO
MBBS, DMRD
Rg. No: 17266
Consulting Radiologist

K.KALYANI 33/F,
05-01-01-003918

ADARSH DIAGNOSTICS-VIJ

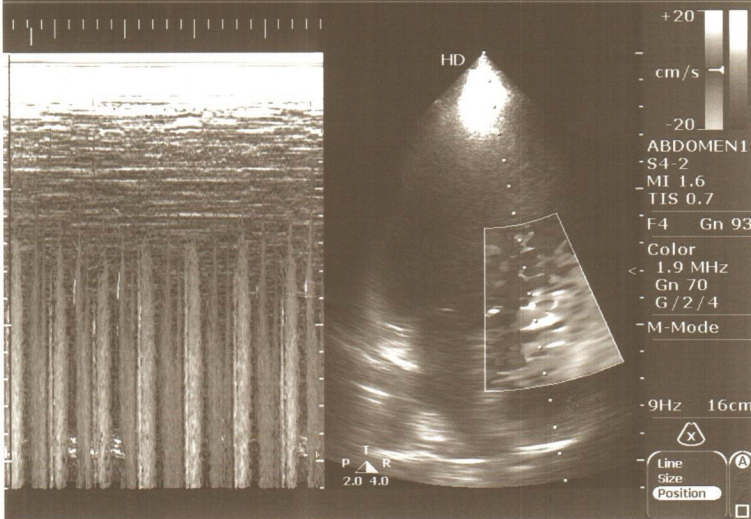
01/01/2005 PHILIPS
00:48:48



K.KALYANI 33/F,
05-01-01-003918

ADARSH DIAGNOSTICS-VIJ

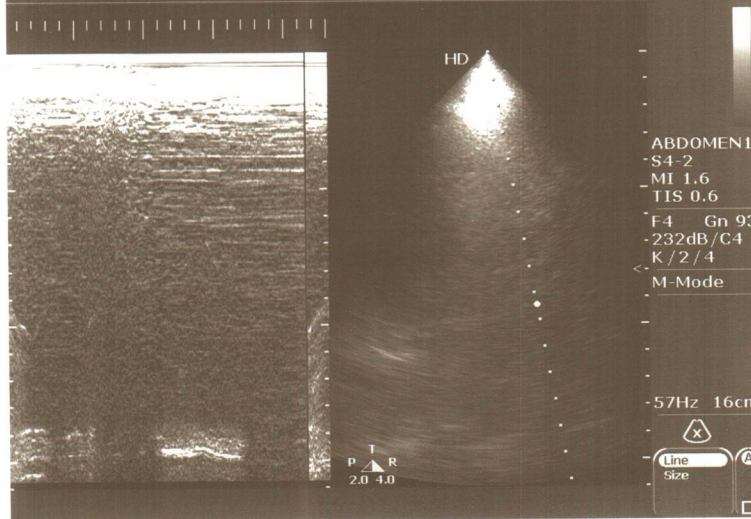
01/01/2005 PHILIPS
00:48:31



K.KALYANI 33/F,
05-01-01-003918

ADARSH DIAGNOSTICS-VIJ

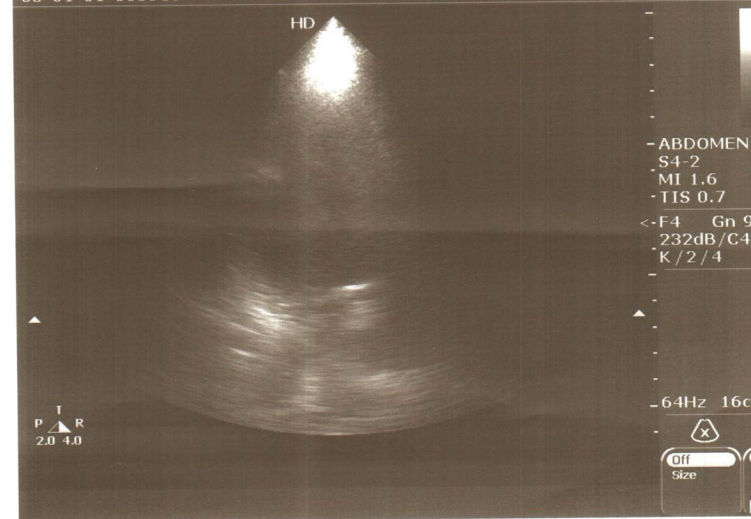
01/01/2005 PHILIPS
00:48:21



K.KALYANI 33/F,
05-01-01-003918

ADARSH DIAGNOSTICS-VIJ

01/01/2005 PHILIPS
00:47:49





ADARSH DIAGNOSTICS

ISO 9001 : 2015 CERTIFIED

D.No. 29-3-23, Flat No : 102, Opp. I.V. Palace Road, Sri Ranga Heights,
Ground Floor, Kaleswara Rao Road, Governorpet,
VIJAYAWADA - 520 002. © (0866) 6664639, Fax : 2431916

BOB

Name of the life to be Assured:- K.KALYANI Age:-33/F

2 - D ECHOCARDIOGRAPHY

AORTA	:	2.9 CM	LEFT ATRIUM: 3.3 CMS
LEFT VENTRICLE	:	4.9X 2.8 CM	IVS: 1.0CM LVPW :1.3 CMS
			LVEF:60%
MITRAL VALVE	:	NORMAL	
AORTIC VALVE	:	NORMAL	
TRICUSPID VALVE	:	NORMAL	
PULMONARY VALVE	:	NORMAL	
RIGHT ATRIUM	:	NORMAL	
RIGHT VENTRICLE	:	NORMAL	
PULMONARY ARTERY	:	NORMAL	
PERICARDIUM	:	NORMAL	
IAS	:	INTACT	
IVS	:	INTACT	
OTHERS	:	NIL	
DOPPLER STUDY	:	MV :E<A /NO TR AJV:1.1M/SEC PJV:1.2M/SEC	
IMPRESSION	:	NO RWMA GOOD LV FUNCTION (EF :60%) NORMAL SIZED CHAMBERS.	

Dated at Vijayawada on the 02nd day of OCTOBER 2021


Dr. MAGANTI V.R.K. CONSULTANT CARDIOLOGIST
M.B,B.S;PGDHS;DC(CARDIOLOGY)
Regd. No:14414 (A.P.MED.COUNCIL)
CONSULTANT CARDIOLOGIST
MAGANTI CLINIC

VIJAYAWADA

X-RAY, ECG, E.E.G. PATHOLOGICAL, SEROLOGICAL, BIO-CHEMICAL, IMMUNOASSAY, BLOOD BANK,
TREAD- MILL STRESS TEST : ULTRA SOUND SCAN WITH 2-D ECHO CARDIOGRAPHY, HOLTER RECORD,
AUDIOMETRY AND 24 HOURS AMBULANCE, ENDOSCOPY

K.KALYANI 33/F,
05-01-01-003918

ADARSH DIAGNOSTICS-VIJ

01/01/2005
00:46:40

PHILIPS

HD

ABDOMEN1
C5-2
MI 1.1
<- TIS 0.3
-F4 Gn 93
232dB/C4
K/2/2

T
P ▲ R
2.0 5.0

T
P ▲ R
2.0 5.0

30Hz 16cm

Off
Size

K.KALYANI 33/F,
05-01-01-003918

ADARSH DIAGNOSTICS-VIJ

01/01/2005
00:45:19

PHILIPS

HD

ABDOMEN1
C5-2
MI 1.1
<- TIS 0.3
-F4 Gn 93
232dB/C4
K/2/2

T
P ▲ R
2.0 5.0

T
P ▲ R
2.0 5.0

30Hz 16cm

Off
Size



ADARSH DIAGNOSTICS

ISO 9001 : 2015 CERTIFIED

D.No. 29-3-23, Flat No : 102, Opp. I.V. Palace Road, Sri Ranga Heights,
Ground Floor, Kaleswara Rao Road, Governorpet,
VIJAYAWADA - 520 002. ☎ (0866) 6664639, Fax : 2431916

BOB

NAME: K.KALYANI

DATE:02/10/2021

REF. Dr.

AGE:33 ; SEX:F

ULTRASONOGRAM OF TOTAL ABDOMEN

LIVER

: NORMAL LIVER WITH NORMAL HOMOGENIC ECHOIC
PRANCHYMAL ECHOTEXTURE NORMAL IN SIZE. NO
MASS OR CYST IN LIVER.NO DILATATION OF
INTRA HEPATIC BILIARY RADICLES

GALL BLADDER

: NORMAL. NO CALCULI. NO MASS LESION

PANCREAS

: NORMAL. NO CALCULI. NO MASS LESION.

C B D

: NORMAL. NO CALCULI.

PORTAL VEIN

: NORMAL

SPLEEN

: NORMAL WITH HOMOGENOUS PARENCHYMAL
ECHOTEXTURE

DIAPHRAGM

: BOTH DOMES MOVING WELL WITH RESPIRATION.
NO SUB DIAPHRAGMATIC PATHOLOGY.

RIGHT KIDNEY

: SIZE 9.9 X 4.5 CMS. NORMAL IN SIZE AND
ECHOPATTERN, C.M.D MAINTAINED.

PCS NORMAL, NO CALCULI

NO HYDRONEPHROSIS. URETER NOT DILATED.

LEFT KIDNEY

: SIZE 9.8 X 4.7 CMS. NORMAL IN SIZE AND
ECHOPATTERN.C.M.D.MAINTAINED.

PCS NORMAL. NO CALCULI

NO HYDRONEPHROSIS. URETER NOT DILATED.

URINARY BLADDER :

NORMAL.NO CALCULI.NO MASS LESION.

UTERUS :

NORMAL.IN SIZE & SHAPE FOR THE AGE

MULTI PAROUS, NO ENDOMETRIAL ECHO,

ANTEVERTED. NO MASS LESION

RT.OVARY :

NORMAL IN SIZE & SHAPE WITH FEW SMALL
FOLLICLES

LT.OVARY :

NORMAL IN SIZE & SHAPE WITH FEW SMALL
FOLLICLES

OTHERS :

NIL

IMPRESSION :

NORMAL STUDY

FOR CLINICAL CORRELATION

DR. INCHARGE

ADARSH DIAGNOSTICS

D.No: 29-3-23, Flat No: 102

Sri Ranga Heights, Ground Floor

Kaleswara Rao Road, Governorpet

VIJAYAWADA-520 002. Ph:6664639

X-RAY, ECG, E.E.G. PATHOLOGICAL, SEROLOGICAL, BIO-CHEMICAL, IMMUNOASSAY, BLOOD BANK,
TREAD- MILL STRESS TEST : ULTRA SOUND SCAN WITH 2-D ECHO CARDIOGRAPHY, HOLTER RECORD,
AUDIOMETRY AND 24 HOURS AMBULANCE, ENDOSCOPY

K.KALYANI 33/F,
05-01-01-003918

ADARSH DIAGNOSTICS-VIJ

01/01/2005 PHILIPS
00:50:12

HD

- ABDOMEN1
S4-2
MI 1.6
TIS 0.7

<-F4 Gn 93
232dB/C4
K/2/4

T
P ▲ R
2.0 4.0

-64Hz 16cm



K.KALYANI 33/F,
05-01-01-003918

ADARSH DIAGNOSTICS-VIJ

01/01/2005 PHILIPS
00:49:54

HD

- ABDOMEN1
S4-2
MI 1.6
TIS 0.7

<-F4 Gn 93
232dB/C4
K/2/4

T
P ▲ R
2.0 4.0





ADARSH DIAGNOSTICS

ISO 9001 : 2015 CERTIFIED

D.No. 29-3-23, Flat No : 102, Opp. I.V. Palace Road, Sri Ranga Heights,
Ground Floor, Kaleswara Rao Road, Governorpet,
VIJAYAWADA - 520 002. © (0866) 6664639, Fax : 2431916

BOB

Name of the life to be Assured:- K.KALYANI .Age:-33/F

MAMMOGRAM

PROMINENT FIBRO GLANDULAR TISSUE IS NORMAL IN TEXTURE

NO ABNORMAL OPACITIES ARE SEEN IN BOTH BREASTS

ALL QUADRANTS ARE NORMAL IN DENSITY

NIPPLE NO RETRACTION SEEN

SKIN CONTOUR OVER BREASTS IS SMOOTH AND NO IRREGULARITY SEEN

NO MICRO /MACRO CALCIFICATIONS SEEN

NO ABNORMAL SOFT TISSUE MASS DENSITY SEEN

IMPRESSION : - NORMAL MAMMOGRAM STUDY

Dated at Vijayawada on the 02ND day of October 2021


Dr.Incharge

ADARSH DIAGNOSTICS
D.No: 29-3-23, Flat No: 102
Sri Ranga Heights, Ground Floor
Kaleswara Rao Road, Governorpet
VIJAYAWADA-520 002. Ph:6664639

X-RAY, ECG, E.E.G. PATHOLOGICAL, SEROLOGICAL, BIO-CHEMICAL, IMMUNOASSAY, BLOOD BANK,
TREAD- MILL STRESS TEST : ULTRA SOUND SCAN WITH 2-D ECHO CARDIOGRAPHY, HOLTER RECORD,
AUDIOMETRY AND 24 HOURS AMBULANCE, ENDOSCOPY