



# INDRA DIAGNOSTIC CENTRE

Add: Indra Deep Complex, Sanjay Gandhi Puram, Faizabad Road, Indira Nagar  
Ph: 7706041643,7706041644  
CIN : U85196UP1992PLC014075



Patient Name	: Mrs.LALITA KUMARI	Registered On	: 09/Dec/2021 10:23:06
Age/Gender	: 36 Y 8 M 26 D /F	Collected	: 09/Dec/2021 10:38:47
UHID/MR NO	: IDCDCD.0000128533	Received	: 09/Dec/2021 14:52:01
Visit ID	: IDCDCD0366032122	Reported	: 09/Dec/2021 16:02:36
Ref Doctor	: Dr.Mediwheel - Arcofemi Health Care Ltd.	Status	: Final Report

## DEPARTMENT OF HAEMATOLOGY

### MEDIWHEEL BANK OF BARODA MALE & FEMALE BELOW 40 YRS

Test Name	Result	Unit	Bio. Ref. Interval	Method
-----------	--------	------	--------------------	--------

#### Blood Group (ABO & Rh typing) \*\* , Blood

Blood Group	AB
Rh ( Anti-D)	POSITIVE

#### COMPLETE BLOOD COUNT (CBC) \*\* , Blood

Haemoglobin	<b>12.50</b>	g/dl	Male- 13.5-17.5 g/dl Female-12.0-15.5 g/dl
TLC (WBC)	6,100.00	/Cu mm	4000-10000
<b>DLC</b>			
Polymorphs (Neutrophils)	<b>53.00</b>	%	55-70
Lymphocytes	40.00	%	25-40
Monocytes	4.00	%	3-5
Eosinophils	3.00	%	1-6
Basophils	0.00	%	< 1
<b>ESR</b>			
Observed	14.00	Mm for 1st hr.	
Corrected	6.00	Mm for 1st hr.	< 20
PCV (HCT)	<b>38.00</b>	cc %	40-54
<b>Platelet count</b>			
Platelet Count	2.0	LACS/cu mm	1.5-4.0
PDW (Platelet Distribution width)	16.20	fL	9-17
P-LCR (Platelet Large Cell Ratio)	52.80	%	35-60
PCT (Platelet Hematocrit)	0.23	%	0.108-0.282
MPV (Mean Platelet Volume)	<b>13.80</b>	fL	6.5-12.0
<b>RBC Count</b>			
RBC Count	4.66	Mill./cu mm	3.7-5.0
<b>Blood Indices (MCV, MCH, MCHC)</b>			
MCV	86.60	fl	80-100
MCH	<b>26.80</b>	pg	28-35
MCHC	30.90	%	30-38
MCHC	12.90	%	11-16
MCHC	40.00	fL	35-60
Neutrophils Count	3,233.00	/cu mm	3000-7000
Eosinophils Count (AEC)	183.00	/cu mm	40-440



*Anupam Singh*  
Dr. Anupam Singh  
M.B.B.S.,M.D.(Pathology)





# INDRA DIAGNOSTIC CENTRE

Add: Indra Deep Complex, Sanjay Gandhi Puram, Faizabad Road, Indira Nagar  
Ph: 7706041643,7706041644  
CIN : U85196UP1992PLC014075



Patient Name	: Mrs.LALITA KUMARI	Registered On	: 09/Dec/2021 10:23:07
Age/Gender	: 36 Y 8 M 26 D /F	Collected	: 09/Dec/2021 14:33:31
UHID/MR NO	: IDCD.0000128533	Received	: 09/Dec/2021 15:22:57
Visit ID	: IDCD0366032122	Reported	: 09/Dec/2021 15:39:24
Ref Doctor	: Dr.Mediwheel - Arcofemi Health Care Ltd.	Status	: Final Report

## DEPARTMENT OF BIOCHEMISTRY

### MEDIWHEEL BANK OF BARODA MALE & FEMALE BELOW 40 YRS

Test Name	Result	Unit	Bio. Ref. Interval	Method
-----------	--------	------	--------------------	--------

#### GLUCOSE FASTING , Plasma

Glucose Fasting	112.10	mg/dl	< 100 Normal 100-125 Pre-diabetes ≥ 126 Diabetes	GOD POD
-----------------	--------	-------	--	---------

#### Interpretation:

- a) Kindly correlate clinically with intake of hypoglycemic agents, drug dosage variations and other drug interactions.
- b) A negative test result only shows that the person does not have diabetes at the time of testing. It does not mean that the person will never get diabetes in future, which is why an Annual Health Check up is essential.
- c) I.G.T = Impaired Glucose Tolerance.

#### Glucose PP

Sample:Plasma After Meal

183.40	mg/dl	<140 Normal 140-199 Pre-diabetes >200 Diabetes	GOD POD
--------	-------	--	---------

#### Interpretation:

- a) Kindly correlate clinically with intake of hypoglycemic agents, drug dosage variations and other drug interactions.
- b) A negative test result only shows that the person does not have diabetes at the time of testing. It does not mean that the person will never get diabetes in future, which is why an Annual Health Check up is essential.
- c) I.G.T = Impaired Glucose Tolerance.



Dr. Shoaib Irfan (MBBS, MD, PDCC)





# INDRA DIAGNOSTIC CENTRE

Add: Indra Deep Complex, Sanjay Gandhi Puram, Faizabad Road, Indira Nagar  
Ph: 7706041643,7706041644  
CIN : U85196UP1992PLC014075



Patient Name	: Mrs.LALITA KUMARI	Registered On	: 09/Dec/2021 10:23:07
Age/Gender	: 36 Y 8 M 26 D /F	Collected	: 09/Dec/2021 10:38:47
UHID/MR NO	: IDCD.0000128533	Received	: 09/Dec/2021 14:07:34
Visit ID	: IDCD0366032122	Reported	: 09/Dec/2021 16:14:52
Ref Doctor	: Dr.Mediwheel - Arcofemi Health Care Ltd.	Status	: Final Report

## DEPARTMENT OF BIOCHEMISTRY

### MEDIWHEEL BANK OF BARODA MALE & FEMALE BELOW 40 YRS

Test Name	Result	Unit	Bio. Ref. Interval	Method
-----------	--------	------	--------------------	--------

#### GLYCOSYLATED HAEMOGLOBIN (HBA1C) \*\*, EDTA BLOOD

Glycosylated Haemoglobin (HbA1c)	6.10	% NGSP		HPLC (NGSP)
Glycosylated Haemoglobin (Hb-A1c)	43.00	mmol/mol/IFCC		
Estimated Average Glucose (eAG)	128	mg/dl		

#### Interpretation:

##### NOTE:-

- eAG is directly related to A1c.
- An A1c of 7% -the goal for most people with diabetes-is the equivalent of an eAG of 154 mg/dl.
- eAG may help facilitate a better understanding of actual daily control helping you and your health care provider to make necessary changes to your diet and physical activity to improve overall diabetes management.

The following ranges may be used for interpretation of results. However, factors such as duration of diabetes, adherence to therapy and the age of the patient should also be considered in assessing the degree of blood glucose control.

Haemoglobin A1C (%)NGSP	mmol/mol / IFCC Unit	eAG (mg/dl)	Degree of Glucose Control Unit
> 8	>63.9	>183	Action Suggested*
7-8	53.0 -63.9	154-183	Fair Control
< 7	<63.9	<154	Goal**
6-7	42.1 -63.9	126-154	Near-normal glycemia
< 6%	<42.1	<126	Non-diabetic level

\*High risk of developing long term complications such as Retinopathy, Nephropathy, Neuropathy, Cardiopathy, etc.

\*\*Some danger of hypoglycemic reaction in Type 1diabetics. Some glucose intolerant individuals and "subclinical" diabetics may demonstrate HbA1C levels in this area.

N.B. : Test carried out on Automated G8 90 SL TOSOH HPLC Analyser.





# INDRA DIAGNOSTIC CENTRE

Add: Indra Deep Complex, Sanjay Gandhi Puram, Faizabad Road, Indira Nagar  
Ph: 7706041643,7706041644  
CIN : U85196UP1992PLC014075



Patient Name	: Mrs.LALITA KUMARI	Registered On	: 09/Dec/2021 10:23:07
Age/Gender	: 36 Y 8 M 26 D /F	Collected	: 09/Dec/2021 10:38:47
UHID/MR NO	: IDCD.0000128533	Received	: 09/Dec/2021 14:07:34
Visit ID	: IDCD0366032122	Reported	: 09/Dec/2021 16:14:52
Ref Doctor	: Dr.Mediwheel - Arcofemi Health Care Ltd.	Status	: Final Report

## DEPARTMENT OF BIOCHEMISTRY

### MEDIWHEEL BANK OF BARODA MALE & FEMALE BELOW 40 YRS

Test Name	Result	Unit	Bio. Ref. Interval	Method
-----------	--------	------	--------------------	--------

#### Clinical Implications:

- \*Values are frequently increased in persons with poorly controlled or newly diagnosed diabetes.
- \*With optimal control, the HbA 1c moves toward normal levels.
- \*A diabetic patient who recently comes under good control may still show higher concentrations of glycosylated hemoglobin. This level declines gradually over several months as nearly normal glycosylated \*Increases in glycosylated hemoglobin occur in the following non-diabetic conditions: a. Iron-deficiency anemia b. Splenectomy c. Alcohol toxicity d. Lead toxicity
- \*Decreases in A 1c occur in the following non-diabetic conditions: a. Hemolytic anemia b. chronic blood loss
- \*Pregnancy d. chronic renal failure. Interfering Factors:
- \*Presence of Hb F and H causes falsely elevated values. 2. Presence of Hb S, C, E, D, G, and Lepore (autosomal recessive mutation resulting in a hemoglobinopathy) causes falsely decreased values.



*Anupam*  
Dr. Anupam Singh  
M.B.B.S,M.D.(Pathology)





# INDRA DIAGNOSTIC CENTRE

Add: Indra Deep Complex, Sanjay Gandhi Puram, Faizabad Road, Indira Nagar  
Ph: 7706041643, 7706041644  
CIN : U85196UP1992PLC014075



Patient Name	: Mrs.LALITA KUMARI	Registered On	: 09/Dec/2021 10:23:07
Age/Gender	: 36 Y 8 M 26 D /F	Collected	: 09/Dec/2021 10:38:47
UHID/MR NO	: IDCD.0000128533	Received	: 09/Dec/2021 13:28:29
Visit ID	: IDCD0366032122	Reported	: 09/Dec/2021 14:32:19
Ref Doctor	: Dr.Mediwheel - Arcofemi Health Care Ltd.	Status	: Final Report

## DEPARTMENT OF BIOCHEMISTRY

### MEDIWHEEL BANK OF BARODA MALE & FEMALE BELOW 40 YRS

Test Name	Result	Unit	Bio. Ref. Interval	Method
<b>BUN (Blood Urea Nitrogen)</b> Sample:Serum	8.69	mg/dL	7.0-23.0	CALCULATED
<b>Creatinine</b> Sample:Serum	0.61	mg/dl	0.5-1.2	MODIFIED JAFFES
<b>e-GFR (Estimated Glomerular Filtration Rate)</b> Sample:Serum	111.00	ml/min/1.73m <sup>2</sup>	90-120 Normal - 60-89 Near Normal	CALCULATED
<b>Uric Acid</b> Sample:Serum	4.77	mg/dl	2.5-6.0	URICASE
<b>L.F.T.(WITH GAMMA GT) * , Serum</b>				
SGOT / Aspartate Aminotransferase (AST)	22.50	U/L	< 35	IFCC WITHOUT P5P
SGPT / Alanine Aminotransferase (ALT)	23.40	U/L	< 40	IFCC WITHOUT P5P
Gamma GT (GGT)	25.90	IU/L	11-50	OPTIMIZED SZAIZING
Protein	7.52	gm/dl	6.2-8.0	BIRUET
Albumin	4.62	gm/dl	3.8-5.4	B.C.G.
Globulin	2.90	gm/dl	1.8-3.6	CALCULATED
A:G Ratio	1.59		1.1-2.0	CALCULATED
Alkaline Phosphatase (Total)	105.00	U/L	42.0-165.0	IFCC METHOD
Bilirubin (Total)	0.32	mg/dl	0.3-1.2	JENDRASSIK & GROF
Bilirubin (Direct)	0.17	mg/dl	< 0.30	JENDRASSIK & GROF
Bilirubin (Indirect)	0.15	mg/dl	< 0.8	JENDRASSIK & GROF
<b>LIPID PROFILE ( MINI ) , Serum</b>				
Cholesterol (Total)	177.00	mg/dl	<200 Desirable 200-239 Borderline High > 240 High	CHOD-PAP
HDL Cholesterol (Good Cholesterol)	44.70	mg/dl	30-70	DIRECT ENZYMATIC
LDL Cholesterol (Bad Cholesterol)	106	mg/dl	< 100 Optimal 100-129 Nr. Optimal/Above Optimal 130-159 Borderline High 160-189 High > 190 Very High	CALCULATED
VLDL	26.72	mg/dl	10-33	CALCULATED
Triglycerides	133.60	mg/dl	< 150 Normal 150-199 Borderline High	GPO-PAP





# INDRA DIAGNOSTIC CENTRE

Add: Indra Deep Complex, Sanjay Gandhi Puram, Faizabad Road, Indira Nagar  
Ph: 7706041643, 7706041644  
CIN : U85196UP1992PLC014075



Patient Name	: Mrs.LALITA KUMARI	Registered On	: 09/Dec/2021 10:23:07
Age/Gender	: 36 Y 8 M 26 D /F	Collected	: 09/Dec/2021 10:38:47
UHID/MR NO	: IDCD.0000128533	Received	: 09/Dec/2021 13:28:29
Visit ID	: IDCD0366032122	Reported	: 09/Dec/2021 14:32:19
Ref Doctor	: Dr.Mediwheel - Arcofemi Health Care Ltd.	Status	: Final Report


## DEPARTMENT OF BIOCHEMISTRY

### MEDIWHEEL BANK OF BARODA MALE & FEMALE BELOW 40 YRS

Test Name	Result	Unit	Bio. Ref. Interval	Method
-----------	--------	------	--------------------	--------

200-499 High  
>500 Very High



  
Dr. Shoaib Irfan (MBBS, MD, PDCC)





# INDRA DIAGNOSTIC CENTRE

Add: Indra Deep Complex, Sanjay Gandhi Puram, Faizabad Road, Indira Nagar  
Ph: 7706041643,7706041644  
CIN : U85196UP1992PLC014075



Patient Name	: Mrs.LALITA KUMARI	Registered On	: 09/Dec/2021 10:23:07
Age/Gender	: 36 Y 8 M 26 D /F	Collected	: 09/Dec/2021 10:50:15
UHID/MR NO	: IDCD.0000128533	Received	: 09/Dec/2021 14:38:23
Visit ID	: IDCD0366032122	Reported	: 09/Dec/2021 15:19:00
Ref Doctor	: Dr.Mediwheel - Arcofemi Health Care Ltd.	Status	: Final Report

## DEPARTMENT OF CLINICAL PATHOLOGY

### MEDIWHEEL BANK OF BARODA MALE & FEMALE BELOW 40 YRS

Test Name	Result	Unit	Bio. Ref. Interval	Method
-----------	--------	------	--------------------	--------

#### URINE EXAMINATION, ROUTINE \*\* , Urine

Color	LIGHT YELLOW			
Specific Gravity	1.010			
Reaction PH	Basic ( 7.5 )			DIPSTICK
Protein	ABSENT	mg %	< 10 Absent 10-40 (+) 40-200 (++) 200-500 (+++) > 500 (++++)	DIPSTICK
Sugar	ABSENT	gms%	< 0.5 (+) 0.5-1.0 (++) 1-2 (+++) > 2 (++++)	DIPSTICK
Ketone	ABSENT	mg/dl	0.2-2.81	BIOCHEMISTRY
Bile Salts	ABSENT			
Bile Pigments	ABSENT			
Urobilinogen(1:20 dilution)	ABSENT			
<b>Microscopic Examination:</b>				
Epithelial cells	1-2/h.p.f			MICROSCOPIC EXAMINATION
Pus cells	OCCASIONAL			MICROSCOPIC EXAMINATION
RBCs	ABSENT			MICROSCOPIC EXAMINATION
Cast	ABSENT			
Crystals	ABSENT			MICROSCOPIC EXAMINATION
Others	ABSENT			



*Anupam*  
Dr. Anupam Singh  
M.B.B.S,M.D.(Pathology)





# INDRA DIAGNOSTIC CENTRE

Add: Indra Deep Complex, Sanjay Gandhi Puram, Faizabad Road, Indira Nagar  
Ph: 7706041643, 7706041644  
CIN : U85196UP1992PLC014075



Patient Name	: Mrs.LALITA KUMARI	Registered On	: 09/Dec/2021 10:23:07
Age/Gender	: 36 Y 8 M 26 D /F	Collected	: 09/Dec/2021 14:33:13
UHID/MR NO	: IDCD.0000128533	Received	: 09/Dec/2021 15:18:40
Visit ID	: IDCD0366032122	Reported	: 09/Dec/2021 15:44:48
Ref Doctor	: Dr.Mediwheel - Arcofemi Health Care Ltd.	Status	: Final Report

## DEPARTMENT OF CLINICAL PATHOLOGY

### MEDIWHEEL BANK OF BARODA MALE & FEMALE BELOW 40 YRS

Test Name	Result	Unit	Bio. Ref. Interval	Method
-----------	--------	------	--------------------	--------

#### STOOL, ROUTINE EXAMINATION \* , Stool

Color	YELLOWISH
Consistency	SEMI SOLID
Reaction (PH)	Acidic (6.5)
Mucus	ABSENT
Blood	ABSENT
Worm	ABSENT
Pus cells	ABSENT
RBCs	ABSENT
Ova	ABSENT
Cysts	ABSENT
Others	ABSENT

#### SUGAR, FASTING STAGE \* , Urine

Sugar, Fasting stage	ABSENT	gms%
----------------------	--------	------

##### Interpretation:

(+) < 0.5  
 (++) 0.5-1.0  
 (+++) 1-2  
 (++++) > 2

#### SUGAR, PP STAGE \* , Urine

Sugar, PP Stage	ABSENT
-----------------	--------

##### Interpretation:

(+) < 0.5 gms%  
 (++) 0.5-1.0 gms%  
 (+++) 1-2 gms%  
 (++++) > 2 gms%



Dr. Shoaib Irfan (MBBS, MD, PDCC)







# INDRA DIAGNOSTIC CENTRE

Add: Indra Deep Complex, Sanjay Gandhi Puram, Faizabad Road, Indira Nagar  
Ph: 7706041643,7706041644  
CIN : U85196UP1992PLC014075



Patient Name	: Mrs.LALITA KUMARI	Registered On	: 09/Dec/2021 10:23:07
Age/Gender	: 36 Y 8 M 26 D /F	Collected	: 09/Dec/2021 10:38:47
UHID/MR NO	: IDCD.0000128533	Received	: 09/Dec/2021 13:43:18
Visit ID	: IDCD0366032122	Reported	: 09/Dec/2021 14:32:49
Ref Doctor	: Dr.Mediwheel - Arcofemi Health Care Ltd.	Status	: Final Report

## DEPARTMENT OF IMMUNOLOGY

### MEDIWHEEL BANK OF BARODA MALE & FEMALE BELOW 40 YRS

Test Name	Result	Unit	Bio. Ref. Interval	Method
-----------	--------	------	--------------------	--------

#### THYROID PROFILE - TOTAL \*\* , Serum


T3, Total (tri-iodothyronine)	126.38	ng/dl	84.61–201.7	CLIA
T4, Total (Thyroxine)	8.47	ug/dl	3.2-12.6	CLIA
TSH (Thyroid Stimulating Hormone)	2.28	μIU/mL	0.27 - 5.5	CLIA

#### Interpretation:

0.3-4.5	μIU/mL	First Trimester
0.5-4.6	μIU/mL	Second Trimester
0.8-5.2	μIU/mL	Third Trimester
0.5-8.9	μIU/mL	Adults 55-87 Years
0.7-27	μIU/mL	Premature 28-36 Week
2.3-13.2	μIU/mL	Cord Blood > 37Week
0.7-64	μIU/mL	Child(21 wk - 20 Yrs.)
1-39	μIU/mL	Child 0-4 Days
1.7-9.1	μIU/mL	Child 2-20 Week

- 1) Patients having low T3 and T4 levels but high TSH levels suffer from primary hypothyroidism, cretinism, juvenile myxedema or autoimmune disorders.
- 2) Patients having high T3 and T4 levels but low TSH levels suffer from Grave's disease, toxic adenoma or sub-acute thyroiditis.
- 3) Patients having either low or normal T3 and T4 levels but low TSH values suffer from iodine deficiency or secondary hypothyroidism.
- 4) Patients having high T3 and T4 levels but normal TSH levels may suffer from toxic multinodular goiter. This condition is mostly a symptomatic and may cause transient hyperthyroidism but no persistent symptoms.
- 5) Patients with high or normal T3 and T4 levels and low or normal TSH levels suffer either from T3 toxicosis or T4 toxicosis respectively.
- 6) In patients with non thyroidal illness abnormal test results are not necessarily indicative of thyroidism but may be due to adaptation to the catabolic state and may revert to normal when the patient recovers.
- 7) There are many drugs for eg. Glucocorticoids, Dopamine, Lithium, Iodides, Oral radiographic dyes, etc. which may affect the thyroid function tests.
- 8) Generally when total T3 and total T4 results are indecisive then Free T3 and Free T4 tests are recommended for further confirmation along with TSH levels.



  
Dr. Anupam Singh  
M.B.B.S.,M.D.(Pathology)





# INDRA DIAGNOSTIC CENTRE

Add: Indra Deep Complex, Sanjay Gandhi Puram, Faizabad Road, Indira Nagar  
Ph: 7706041643,7706041644  
CIN : U85196UP1992PLC014075



Patient Name	: Mrs.LALITA KUMARI	Registered On	: 09/Dec/2021 10:23:08
Age/Gender	: 36 Y 8 M 26 D /F	Collected	: N/A
UHID/MR NO	: IDCDCD.0000128533	Received	: N/A
Visit ID	: IDCDCD0366032122	Reported	: 09/Dec/2021 12:30:09
Ref Doctor	: Dr.Mediwheel - Arcofemi Health Care Ltd.	Status	: Final Report

## DEPARTMENT OF X-RAY

### MEDIWHEEL BANK OF BARODA MALE & FEMALE BELOW 40 YRS

#### X-RAY DIGITAL CHEST PA \*

(300 mA COMPUTERISED UNIT SPOT FILM DEVICE)


#### CHEST P-A VIEW

- Soft tissue shadow appears normal.
- Bony cage is normal.
- Diaphragmatic shadows are normal on both sides.
- Costo-phrenic angles are bilaterally clear.
- Trachea is central in position.
- Cardiac size & contours are normal.
- **Both hilar shadows and broncho-vascular markings are prominent.**
- Pulmonary parenchyma did not reveal any significant lesion.

#### IMPRESSION :

- **BRONCHITIS.**



  
Dr. Anoop Agarwal  
MBBS,MD(Radiology)





# INDRA DIAGNOSTIC CENTRE

Add: Indra Deep Complex, Sanjay Gandhi Puram, Faizabad Road, Indira Nagar  
Ph: 7706041643, 7706041644  
CIN : U85196UP1992PLC014075



Patient Name	: Mrs.LALITA KUMARI	Registered On	: 09/Dec/2021 10:23:08
Age/Gender	: 36 Y 8 M 26 D /F	Collected	: N/A
UHID/MR NO	: IDCD.0000128533	Received	: N/A
Visit ID	: IDCD0366032122	Reported	: 09/Dec/2021 13:48:38
Ref Doctor	: Dr.Mediwheel - Arcofemi Health Care Ltd.	Status	: Final Report

## DEPARTMENT OF ULTRASOUND

### MEDIWHEEL BANK OF BARODA MALE & FEMALE BELOW 40 YRS

#### ULTRASOUND WHOLE ABDOMEN (UPPER & LOWER) \*

##### LIVER

- Liver is normal in size (~ 137 mm) and has a normal homogenous echo texture.
- No obvious focal lesion is seen. The intra-hepatic biliary radicles are normal.
- Portal vein is normal in caliber.

##### GALL BLADDER & CBD

- Gall bladder is partially distended, lumen apparently echo lucent. No wall thickening or pericholecystic fluid noted.
- Visualised proximal common bile duct is normal in caliber.

##### PANCREAS

- The pancreas is normal in size and shape and has a normal homogenous echotexture. Pancreatic duct is not dilated.

##### KIDNEYS

- Both the kidneys are normal in size and echotexture.
- A small concretion seen at lower polar region of right kidney.
- The collecting system of both the kidneys is normal and cortico-medullary demarcation is clear.

##### SPLEEN

- The spleen is normal in size and has a normal homogenous echo-texture.

##### LYMPH NODES

- No significant lymph node noted.

##### URINARY BLADDER

- Urinary bladder is partially distended. Bladder wall is normal in thickness and is regular.

##### UTERUS & CERVIX

- The uterus is anteverted and measures ~ 71 x 31 x 30 mm, volume ~ 34.3 cc.
- It has a homogenous myometrial echotexture.
- The endometrial echo is in mid line and measures ~ 5.7 mm.
- Cervix appear normal in size & measures ~ 27 x 21 mm.
- **Mild free fluid seen along posterior cul-de-sac.....? PID.**





# INDRA DIAGNOSTIC CENTRE

Add: Indra Deep Complex, Sanjay Gandhi Puram, Faizabad Road, Indira Nagar  
Ph: 7706041643,7706041644  
CIN : U85196UP1992PLC014075



Patient Name	: Mrs.LALITA KUMARI	Registered On	: 09/Dec/2021 10:23:08
Age/Gender	: 36 Y 8 M 26 D /F	Collected	: N/A
UHID/MR NO	: IDCD.0000128533	Received	: N/A
Visit ID	: IDCD0366032122	Reported	: 09/Dec/2021 13:48:38
Ref Doctor	: Dr.Mediwheel - Arcofemi Health Care Ltd.	Status	: Final Report

## DEPARTMENT OF ULTRASOUND

### MEDIWHEEL BANK OF BARODA MALE & FEMALE BELOW 40 YRS

#### ADNEXA & OVARIES

- Adnexa appear normal.
- Both ovaries are normal in size and echotexture.
- Right ovary measures ~ 32 x 17 mm.
- Left ovary measures ~ 31 x 15 mm.

#### IMPRESSION

- MILD FREE FLUID SEEN ALONG POSTERIOR CUL-DE-SAC.....? PID.

Typed by- anoop

(This report is an expert opinion & not a diagnosis. Kindly intimate us immediately or within 7 days for any reporting / typing error or any query regarding sonographic correlation of clinical findings)

\*\*\* End Of Report \*\*\*

(\* Test not done under NABL accredited Scope, (\*\* Test Performed at Chandan Speciality Lab.

Result/s to Follow:  
ECG/EKG



Dr. Anil Kumar Verma  
(MBBS,DMRD)

This report is not for medico legal purpose. If clinical correlation is not established, kindly repeat the test at no additional cost within seven days.

Facilities: Pathology, Bedside Sample Collection, Health Check-ups, Digital X-Ray, ECG (Bedside also), Allergy Testing, Test And Health Check-ups, Ultrasonography, Sonomammography, Bone Mineral Density (BMD), Doppler Studies, 2D Echo, CT Scan, MRI, Blood Bank, TMT, EEG, PFT, OPG, Endoscopy, Digital Mammography, Electromyography (EMG), Nerve Condition Velocity (NCV), Audiometry, Brainstem Evoked Response Audiometry (BERA), Colonoscopy, Ambulance Services, Online Booking Facilities for Diagnostics, Online Report Viewing \*  
365 Days Open \*Facilities Available at Select Location

