

LETTER OF APPROVAL / RECOMMENDATION

To,

The Coordinator,
Mediwheel (Arcofemi Healthcare Limited)
Helpline number: 011- 41195959

Dear Sir / Madam,

Sub: Annual Health Checkup for the employees of Bank of Baroda

This is to inform you that the following employee wishes to avail the facility of Cashless Annual Health Checkup provided by you in terms of our agreement.

PARTICULARS	EMPLOYEE DETAILS
NAME	MR. PATTNAYAK SAROJ KUMAR
EC NO.	165836
DESIGNATION	SINGLE WINDOW OPERATOR A
PLACE OF WORK	BERHAMPUR,BADABAZAR
BIRTHDATE	04-09-1970
PROPOSED DATE OF HEALTH CHECKUP	31-07-2021
BOOKING REFERENCE NO.	21S165836100001580E

This letter of approval / recommendation is valid if submitted along with copy of the Bank of Baroda employee id card. This approval is valid from **28-07-2021** till **31-03-2022** The list of medical tests to be conducted is provided in the annexure to this letter. Please note that the said health checkup is a **cashless facility** as per our tie up arrangement. We request you to attend to the health checkup requirement of our employee and accord your top priority and best resources in this regard. The EC Number and the booking reference number as given in the above table shall be mentioned in the invoice, invariably.

We solicit your co-operation in this regard.

Yours faithfully,

Sd/-


Chief General Manager
HRM Department
Bank of Baroda

(Note: This is a computer generated letter. No Signature required. For any clarification, please contact Mediwheel (Arcofemi Healthcare Limited))

605 E2218



बैंक ऑफ़ बड़ौदा
Bank of Baroda



नाम
Name : SAROJ KUMAR PATTNAYAK

कार्यवाही क्र. क.
E.C. No. - 165836

Rathwa
उत्पादक प्राधिकारी
Issuing Authority

Saroj Kumar Patt Nayak
धारक हस्ताक्षर
Signature of Holder





ଭାରତ ସରକାର
Government of India

ଭାରତୀୟ ବିଶିଷ୍ଟ ପରିଚୟ ପ୍ରାଧିକରଣ
Unique Identification Authority of India



ନାମାଙ୍କନ କ୍ରମାଙ୍କ/ Enrolment No.: 0623/00851/39359

Download Date: 10/10/2020

To
 ସରୋଜ କୁମାର ପଟ୍ଟନାୟକ
 Saroj Kumar Pattnayak
 C/O: Saroj Kumar Pattnayak
 B 408, RAJARANI APPARTMENT, BERHAMPUR
 NEAR GOSANINUAGAON PS
 Brahmapur Sadar
 Gosaninuagam
 Ganjam Odisha - 760003
 8253065255

Issue Date: 25/09/2020

Validity: unknown



ଆପଣଙ୍କ ଆଧାର ସଂଖ୍ୟା / Your Aadhaar No. :

4289 8671 0363
 VID : 9134 5712 0243 8192

ମୋ ଆଧାର, ମୋ ପରିଚୟ



ଭାରତ ସରକାର
Government of India



Download Date: 10/10/2020



ସରୋଜ କୁମାର ପଟ୍ଟନାୟକ
 Saroj Kumar Pattnayak
 ଜନ୍ମ ତାରିଖ / DOB: 04/09/1970
 ପୁରୁଷ / MALE

Issue Date: 25/09/2020

4289 8671 0363
 VID : 9134 5712 0243 8192

ମୋ ଆଧାର, ମୋ ପରିଚୟ

Mob: 8253065255

1 Year - 1 April 2021



New NEELACHALA HOSPITAL

A Promise for Life...

(AN ISO 9001 : 2008 CERTIFIED HOSPITAL)

NAME	Saroj Ku. Pattnayak	Age/Sex	51Yrs/M
Ref. By.	New Neelachala Hospital	EC No.	165836
Sample. Dt.	31-07-2021	Reporting Dt	02-08-2021

HAEMOGRAM REPORT

<u>INVESTIGATION</u>	<u>RESULT</u>	<u>UNIT</u>	<u>NORMAL VALUE</u>
Hb%	13.6	gm%	(11.0 - 15.0 gm%)
TWBC	8900	Cumm	(4500-11000/ Cumm)
TRBC	4.6	Mill	(4.0- 5.5 Mill/ Cumm)
TPC	2.4	Lacs / Cumm	(1.5 - 4.0 Lacs / Cumm)
PCV	42	%	(35- 50%)
MCV	85	fl	(76 - 96 fl)
MCH	30.2	pg	(28 - 32 pg)
MCHC	33.8	%	(28 - 43%)
RDW (CV)	15.5	%	(13 - 16%)
MPV	9.4	fl	(8.0 - 10. 5 fl)
PDW	8.9	fl	(8.2 - 10.0 fl)

<u>INVESTIGATION</u>	<u>RESULT</u>	<u>UNIT</u>	<u>NORMAL VALUE</u>
Neutrophil	65	%	40 - 70
Eosinophil	03	%	01 - 06
Basophil	00	%	00 - 01
Lymphocyte	28	%	15 - 40
Monocyte	04	%	02 - 10

<u>INVESTIGATION</u>	<u>RESULT</u>	<u>UNIT</u>	<u>NORMAL VALUE</u>
ESR	12	/mm in 1 st hour	05 - 20

Cancer Test

<u>INVESTIGATION</u>	<u>RESULT</u>	<u>UNIT</u>	<u>NORMAL VALUE</u>
Prostate Specific Antigen Test (PSA)	0.4	ng/ml	0 - 3.5

Swayam Powya Pradhan
 Signature
 MD Pathologist
 Regd. No.9431

N. B. : THIS REPORT IS NOT MEANT FOR MEDICO LEGAL PURPOSE

KAMAPALI - GOILUNDI LINK ROAD, NEAR NANDIGHOSH APARTMENT, BERHAMPUR - 760 004 (ODISHA)
 CELL : 9438251721, 9337859729



New
NEELACHALA HOSPITAL

A Promise for Life...

(AN ISO 9001 : 2008 CERTIFIED HOSPITAL)

NAME	Saroj Ku. Pattnayak	Age/Sex	51Yrs/M
Ref. By.	New Neelachala Hospital	EC No.	165836
Sample.Dt.	31-07-2021	Reporting Dt	02-08-2021

STOOL ANALYSIS REPORT

COLOUR	: -	Yellow
CONSISTENCY	: -	Pesty
REACTION	: -	Acidic
MUCUS	: -	Absent
BLOOD	: -	Absent
PARASITS	: -	Adequate
R.B.C.	: -	Not Seen
VEG. CELLS	: -	Present
STARCH	: -	Not Seen
MICROPHAGES	: -	Not Seen
FAT GLOBULES	: -	Not Seen
BACTERIAL FLORA	: -	Reduced.
YEAST/MOULDS	: -	Not Seen
SUGAR	: -	Not Seen
OVA/LARVA OF HELMINTUS	: -	Not Seen
CYST. VEG FORMS PROTOZOA	: -	Not Seen
OCCULT BLOOD	: -	Not Seen
PROTOZOA (Cysts/Trohozoites)	: -	Not Seen
HELMINTHES (Ova/Larva)	: -	Not Seen

Swayam Prava Pradhan
signature
MD Pathologist
Regd. No.9431

N. B. : THIS REPORT IS NOT MEANT FOR MEDICO LEGAL PURPOSE

KAMAPALI - GOILUNDI LINK ROAD, NEAR NANDIGHOSH APARTMENT, BERHAMPUR - 760 004 (ODISHA)
CELL : 9438251721, 9337859729



New
NEELACHALA HOSPITAL

A Promise for Life...

(AN ISO 9001 : 2008 CERTIFIED HOSPITAL)

NAME	Saroj Ku. Pattnayak	Age/Sex	51Yrs/M
Ref. By.	New Neelachala Hospital	EC No.	165836
Sample.Dt.	31-07-2021	Reporting Dt	02-08-2021

URINE ANALYSIS REPORT

PHYSICAL EXAMINATION


VOLUME	:	10 ML.
SPECIFIC GRAVITY	:	1.015
COLOUR	:	PALE YELLOW.
APPEARANCE	:	CLEAR.
TURBIDITY	:	ABSENT.
SEDIMENT	:	ABSENT.
REACTION	:	ACIDIC.

CHEMICAL EXAMINATION

ALBUMIN	:	ABSENT.
SUGAR	:	NIL.
PHOSPHATE	:	ABSENT.
ACETONE	:	ABSENT.
BILE SALT	:	ABSENT.
BILE PIGMENT	:	NEGATIVE.
UROBILINOGEN	:	ABSENT.
CHYLE	:	ABSENT.
HAEMATURIA	:	ABSENT.

MICROSCOPIC EXAMINATION

EPITHELIAL CELL	:	1 - 3/ H.P.F
PUS CELL	:	2 - 4 / H.P.F
R.B.C	:	NIL.
CAST	:	NIL.
CRYSTAL	:	NIL.
YEAST	:	ABSENT.
OTHERS	:	ABSENT


Swayam Prava Pradhan
Signature
MD Pathologist
Regd. No.9431

N. B. : THIS REPORT IS NOT MEANT FOR MEDICO LEGAL PURPOSE

KAMAPALI - GOILUNDI LINK ROAD, NEAR NANDIGHOSH APARTMENT, BERHAMPUR - 760 004 (ODISHA)
CELL : 9438251721, 9337859729



New
NEELACHALA HOSPITAL

A Promise for Life...

(AN ISO 9001 : 2008 CERTIFIED HOSPITAL)


NAME	Saroj Ku. Pattnayak	Age/Sex	51Yrs/M
Ref. By.	New Neelachala Hospital	EC No.	165836
Sample.Dt.	31-07-2021	Reporting Dt	02-08-2021

BIOCHEMICAL TEST

<u>TEST</u>	<u>OBSERVED VALUE</u>	<u>UNIT</u>	<u>NORMAL VALUE</u>
Fasting Blood Sugar	87.4	mg/dl	70 - 110
Fasting Urine Sugar	0.3	mmol/L	0 - 0.8
2H PPBS	87	mg/dl	> 140
PP Urine Sugar	03	mg/dl	0 - 15
Serum Uric Acid	5.0	mg/dl	3.4 - 7.0
Serum Creatinine	0.8	mg/dl	0.0 - 1.2
Blood Urea Nitrogen	12.1	mg/dl	07 - 20
BUN Ratio	15.1		

LIPID PROFILE

<u>TEST</u>	<u>OBSERVED VALUE</u>	<u>UNIT</u>	<u>NORMAL VALUE</u>
Cholesterol	163	mg/dl	130 - 220
Triglycerides	140	mg/dl	50 - 160
HDL Cholesterol	52.4	mg/dl	35 - 70
LDL Cholesterol	82.6	mg/dl	60 - 130
VLDL	33	mg/dl	25 - 50
Cholesterol/HDL Ratio	3.11	mg/dl	< 4.5
LDL/HDL Ratio	1.57		


Swayam Priya Pradhan
MD Pathologist
Regd. No.9431

N. B. : THIS REPORT IS NOT MEANT FOR MEDICO LEGAL PURPOSE

KAMAPALI - GOILUNDI LINK ROAD, NEAR NANDIGHOSH APARTMENT, BERHAMPUR - 760 004 (ODISHA)

CELL : 9438251721, 9337859729

Patient Name Mr. SAROJ KUMAR PATTINAYAK 51M

July 31, 2021
Time: 09:56:43

QT / QTc: 0.456 / 0.461 Sec
P-QRS-T Axis (28) / (32) / (-10) deg

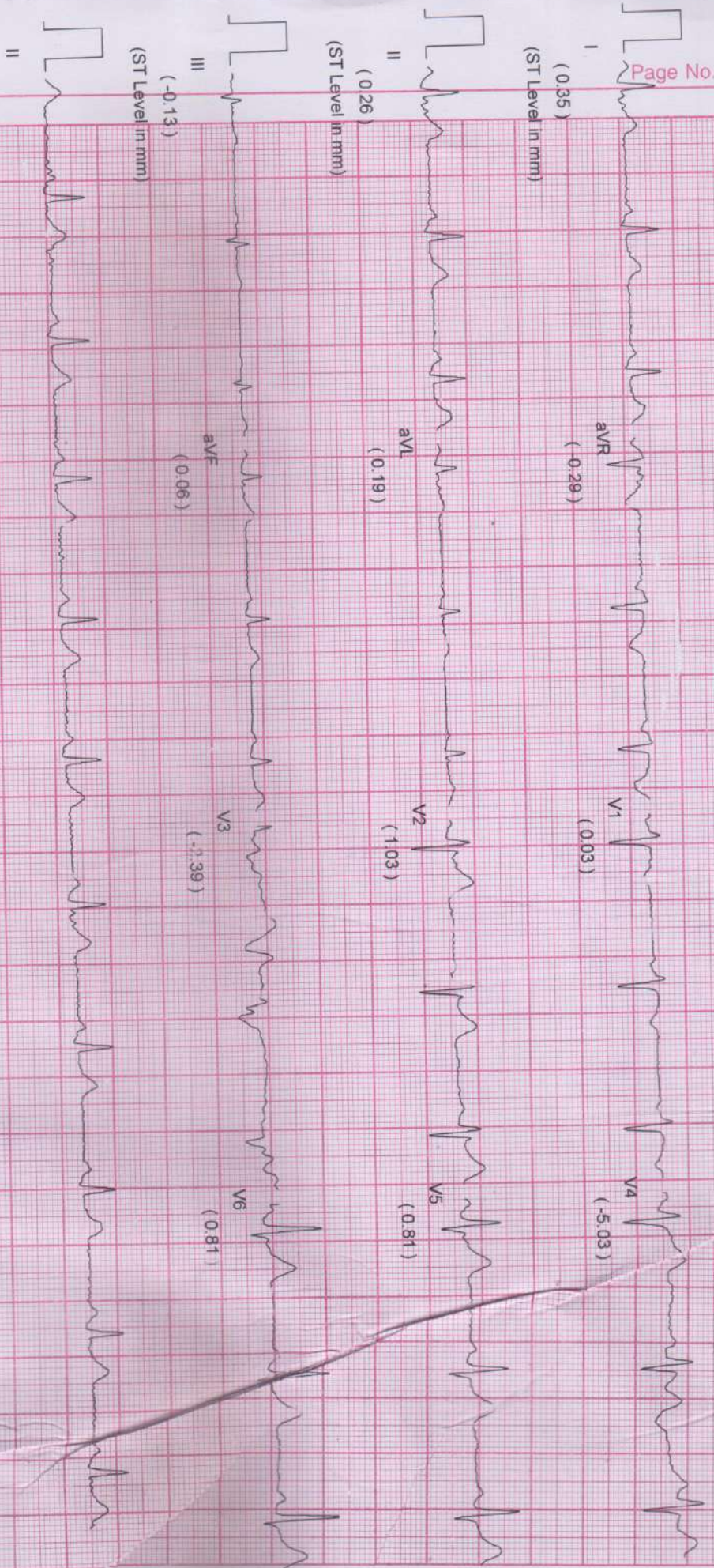
PR Interval: 0.14 sec
QRS Duration: 0.076 Sec

RR Interval: 0.96 sec

HR: 62 bpm

BP: 0 / 0 mmHg

Page No.



Comments :-

PR is prolonged, normal QRS bundle.
Normal QRS, abnormal QRS part of normal

SK

Dr. Susanta Kumar Saha
(M.D., D.M., Cardiology)

Dr. S.K. Saha, D.M.
M.K.C.G. Medical College & Hospital, 25mm/sec NASAN © Simul-1 U 4.31.13

Date:



New
NEELACHALA HOSPITAL

A Promise for Life...

(AN ISO 9001 : 2008 CERTIFIED HOSPITAL)

NAME	Saroj Ku. Pattnayak	Age/Sex	51Yrs/M
Ref. By.	New Neelachala Hospital	EC No.	165836
Sample.Dt.	31-07-2021	Reporting Dt	02-08-2021

LIVER FUNCTION TEST (L.F.T)

<u>TEST</u>	<u>OBSERVED VALUE</u>	<u>UNIT</u>	<u>NORMAL VALUE</u>
Total Protein	6.7	g/dl	5.5 - 8.0
Albumin	4.5	g/dl	3.5 - 5.0
Globulin	2.2	g/dl	2.0 - 3.0
A/G Ratio	2.05		
S.G.O.T	30	IU/L	5 - 40
S.G.P.T	32	IU/L	5 - 50
G.G.T.P	28	mg/dl	15 - 40
Serum Bilirubin (Total)	0.6	mg/dl	0.3 - 1.0
(Direct)	0.2	mg/dl	0.0 - 0.3
(Indirect)	0.4	mg/dl	0.2 - 0.8
Alkaline Phosphate	136	IU/ML	60 - 170

Thyroid Test

<u>TEST</u>	<u>OBSERVED VALUE</u>	<u>UNIT</u>	<u>NORMAL VALUE</u>
T3	0.88	ng/mL	0.6 - 1.81
T4	8.25	ug/dl	4.61 - 14.94
TSH	3.32	IU/ml	0.35 - 5.5

<u>TEST</u>	<u>OBSERVED VALUE</u>	<u>UNIT</u>	<u>NORMAL VALUE</u>
HBA1C	5.1	%	below 6.0%-Normal Value 6.0%-7.0%-Good control 7.0%-8.0%-Fair Control 8.0%-10%-Unsatisfactory Control Above 10%-Poor Control

Swayam Prava Pradhan
Signature
MD Pathologist
Regd. No.9431

N. B. : THIS REPORT IS NOT MEANT FOR MEDICO LEGAL PURPOSE

KAMAPALI - GOILUNDI LINK ROAD, NEAR NANDIGHOSH APARTMENT, BERHAMPUR - 760 004 (ODISHA)
CELL : 9438251721, 9337859729



BHABANI DIAGNOSTIC CENTRE

Goilundi-Kamapalli Road,
Infront of Nandighos Apartment, Brahmapur
Mob. : 9078214639, 7008833151

PATIENT NAME : MR.SAROJ KUMAR PATTANAIAK

AGE :51 Yrs SEX: M

REFERRED BY : NEELANCHAL HOSPITAL

DATE: 1-Aug-21

ULTRASOUND EXAMINATION OF WHOLE ABDOMEN

LIVER:

Normal in size. Measures 14.6 cm

parenchymal echotexture is increased mildly.

No focal lesion or IHBR Dilatation is seen. P.V—normal.

GALL BLADDER:

Normal in shape and size with anechoic lumen.

Wall thickness is normal. CBD-normal.

PANCREAS:

Normal in size & outline. Parenchymal echo is normal. Pancreatic duct is not dilated.

KIDNEYS:

Rt. Kidney: Normal in shape and size-10.6 x5.0 cm.

Parenchymal echogenicity is normal. Cortical thickness is normal.

Cortico medullary differentiation is well maintained.

Collecting system appears normal.

No evidence of calculus or any pathological abnormalities is seen.

Lt. Kidney: Normal in shape and size-8.8x5.0cm..

Parenchymal echogenicity is normal. Cortical thickness is normal.

Cortico medullary differentiation is well maintained.

Collecting system appears normal.

No evidence of calculus or any pathological abnormalities is seen.

SPLEEN:

Normal in size & measures 9.1 cm

Parenchymal echogenicity appears normal.

URINARY BLADDER:

Normal in outline. Wall thickness is normal. .

PROSTATE:

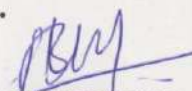
Normal in size. Vol-17.0cc

Parenchymal echotexture is normal

No free fluid is seen in peritoneal cavity.

IMPRESSION

- **GRADE I FATTY INFILTRATION OF LIVER .**


DR. B. A. SUBUDHI, M.D
RADIOLOGIST

Clinical correlation of this report is a must.





BHABANI DIAGNOSTIC CENTRE

Goilundi-Kamapalli Road,
Infront of Nandighos Apartment, Brahmapur
Mob. : 9078214639, 7008833151

PATIENT NAME : MR.SAROJ KUMAR PATTANAIAK

AGE :51 Yrs SEX: M

REFERRED BY : NEELANCHAL HOSPITAL

DATE: 1-Aug-21

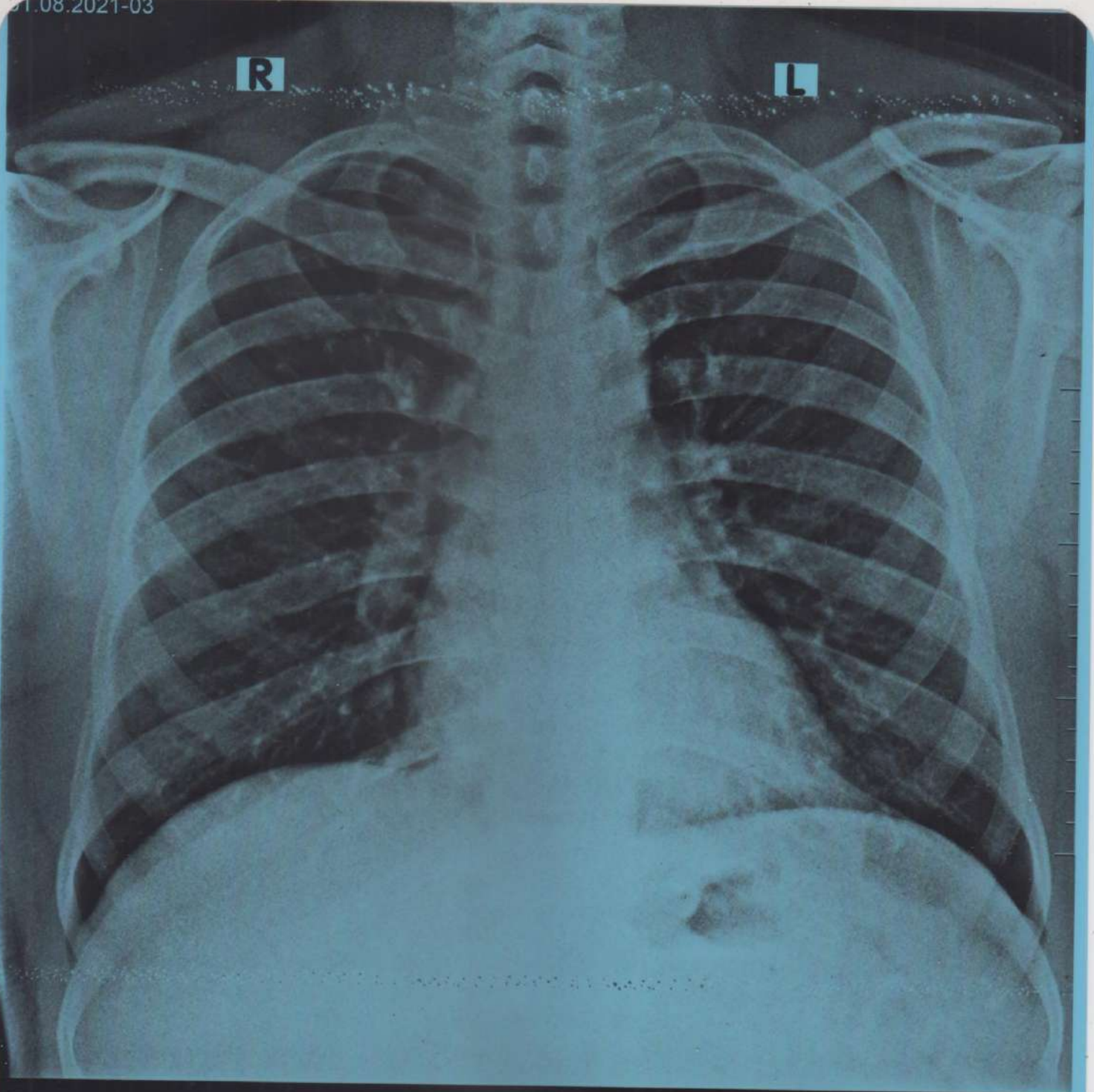
RADIOGRAPH CHEST (PA VIEW)

- Trachea is central with normal para-tracheal shadows.
 - Mediastinum is central in position and width.
 - Cardiac silhouette appears normal in shape, size and position.
 - Lung fields are adequately aerated with no active pulmonary parenchymal pathology detected.
 - Both Hila are normal in position and density.
 - Broncho pulmonary markings appear normal .
 - Domes of Diaphragm appear normal in position and contour bilaterally.
 - Both CP Angles appear clear.
 - Soft tissues and bony cage of the thorax appear normal.
- IMPRESSION**
- **NO SIGNIFICANT ABNORMALITY DETECTED.**

DR.B.A SUBUDHI,MD
CONSULTANT RADIOLOGIST

Comparison –No old film available for comparison.

01.08.2021-03



SC: 57 %

01.08.2021-03 SAROJ KU PATTNAYAK , AGE-51 YEARS (NEELACHALA HOSPITAL) MALE ,X-RAY.CHEST PA VIEW

2021.AUG.01

BHABANI DIAGNOSTIC CENTER, BERHAMPUR