


Health checkup at tie-up Ctr

HealthChkup Authorisatn letter



Union Bank of India  
RO - AHMEDNAGAR  
AHMEDNAGAR, AHMEDNAGAR,  
Maharashtra, - 0

To,

The Chief Medical Officer

M/S Mediwheel  
https://mediwheel.in/signup011-  
41195959(A brand name of  
Arcofemi Healthcare Ltd).  
Mumbai400021

Dear Sir,

Tie-up arrangement for Health Checkup under Health Checkup

35-40 Female

Shri/Smt./Kum. SHINDE, SONALI MAHESH

P.F. No. 602127

Designation : Asst Manager

Checkup for Financial Year

2023-  
2024

Approved Charges Rs.

3000.00

The above mentioned staff member of our Branch/Office desires to undergo Health Checkup at your Hospital/Centre/Clinic, under the tie-up arrangement entered into with you, by our bank.

Please send the receipt of the above payment and the relevant reports to our above address.

Thanking you,

Yours Faithfully,

(Signature of the Employee)

BRANCH MANAGER/SENIOR MANAGER



PS. : Status of the application- Sanctioned

View Worklist

Health checkup at tie-up Ctr | HealthChkup Authorisatn letter

व्यापार व वैयक्तिक  
सोने तारण कर्ज उपलब्ध  
\* सोपी सुलभ व जलद व  
\* कमीत कमी कागदपत्रे



Union Home

GET INSTANT HOME LOAN  
AT ATTRACTIVE TERMS  
WITH MINIMUM PAPERWORK

Interest on daily  
reducing balance


अधिक माहित

कर्ज वितरण करणारी शा



**BIOCHEMICAL ANALYSIS;**

HAEMOGLOBIN	11.7
ESR	18
PLATELET COUNT	4.8
MCV	79.4
MCH	25.9
CHOLESTEROL	262.8
SERUM TRIGLYCERIDES	350.5
VLDL CHOLESTEROL	71.1
TOTAL CHOLESTEROL/HDL	5.8

  
GENERAL PHYSICIAN

DR. ANUJ GOYAL  
MBBS, MD (Internal Medicine)  
Regn. No-DMC/RJ-23794  
UMKAL Hospital Pvt. Ltd.

Advice: Regular Exercise  
Low fat diet

Review in OPD SOS.

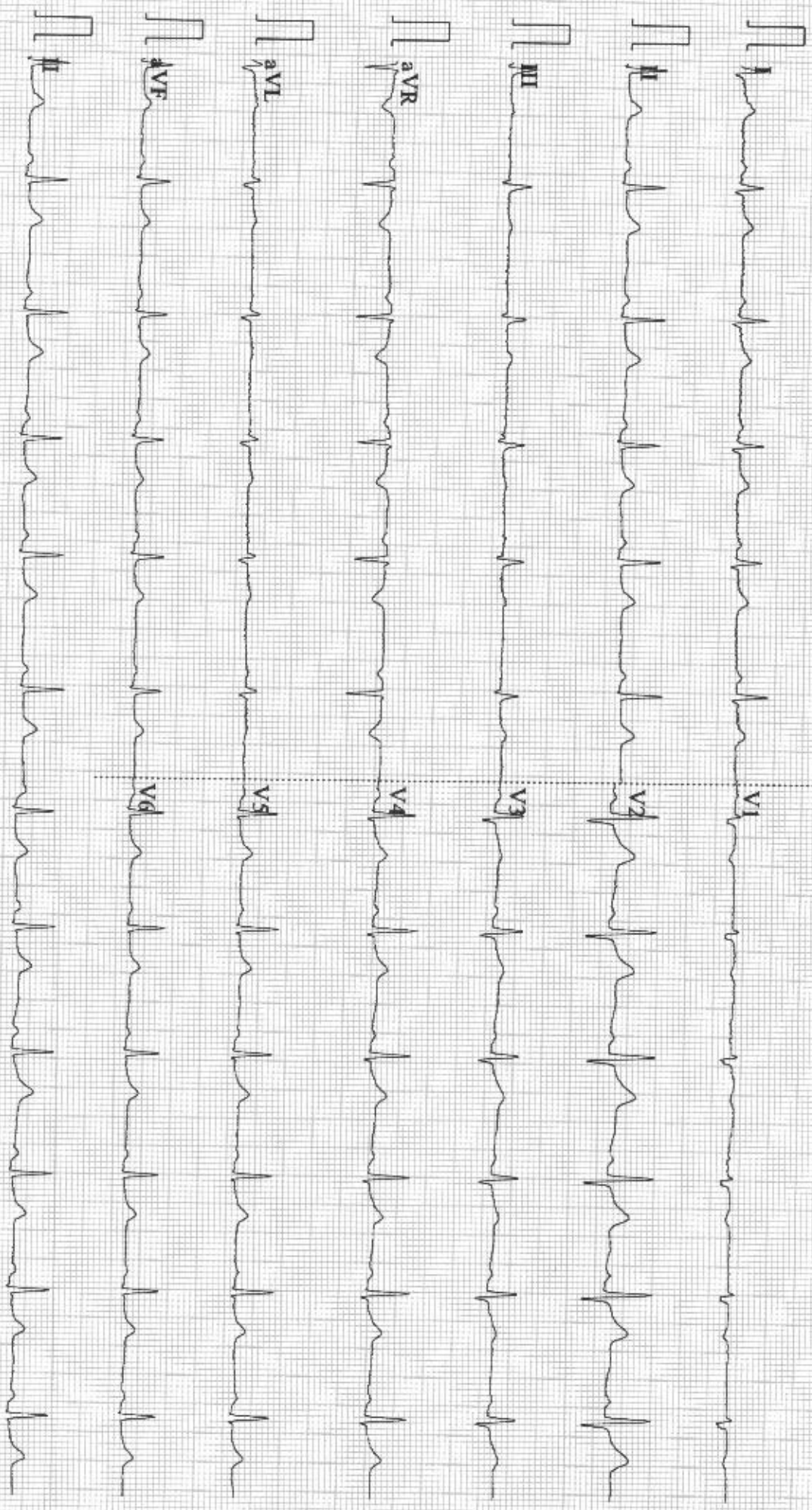


Female  
Req. No. :      Years

P : 90 ms  
PR : 145 ms  
QRS : 81 ms  
QT/QTc/Bz : 385/416 ms  
PQRS/T : 44/55/46 °  
RV5/SV1 : 0.685/0.159 mV

Diagnosis information:  
Sinus Arrhythmia

Report Confirmed by:



0.67~25Hz AC50 25mm/s 10mm/mV 2\*5.0s+1r V2.22 SEMIP V1.92 UMKAL HOSPITAL

BpL

Mrs. Ankita

BP - 100/64 MM/Hg  
P - 70 bpm

Ht - 5'7" 157cm  
wt - 67kg

Ankita Age - 29 years

Married - 4.5 years back

GP - 22 - LPO - Mar 23

no 4% of catrapulsion

M/H - Normal 3-4  
28 - July

H/H Cholelithiasis  
Nephrolithiasis

NO 4% - PMS

no other complaints

LMP - Menses coming



13/01/24

Ankita Jain | 29yr | female

• Pt. came for regular annual health checkup.

cll :-  $17 \times 12 \times 12$   
(on & off)

Pulse was :- not significant.

Respiral was :- Veg. Dist

Ect. Tumor :-  $\odot$  Hep.

Family history :- Father has diabetes.  
Brother has Br. asthma.

Allergic history :- not significant.

Obs. history :- LMP = 1/7/20.  
Regular cycles.

Stk :- Pt. is conscious & oriented.

PIA :- Soft & non tender.

Ref :- 2L equal air entry.

UMKAL Hospital Pvt. Ltd

A-520, Sushant Lok-I, Gurugram- 122 002  
Ph.: 0124-4 666 555 Mobile : 88600 77501  
Emergency Ph No.: 0124 4100000

cll :-  $\odot$  R & L

CVR :- not

DR. ANUJ GOYAL  
MBBS, MD (Internal Medicine)  
Regn. No-DMC/11-23794  
Umkal Hospital Pvt. Ltd.



Ankita Jain HF 29yv  
13.7.24

Vr 6/60  
6/36 P  
Vr 2 5/6  
6/6

NV N-6  
N-6

Colon vs WM  
WM



Name	: Mrs. ANKITA JAIN	MR No	: UH038543
Age/Gender	: 29 Y/F	Visit ID	: OP050641
Admitting Doctor	:	Sample Collected on	: 13-07-2024 08:30
Lab ID No	: LAB067643	Sample Received on	:
		Report Released on	: 13-07-2024 12:30

## Laboratory Report

### Hematology

<u>Test Description</u>	<u>Result</u>	<u>Units</u>	<u>Ref Range</u>
Sample Type: Whole Blood			
<b>BLOOD GROUP (ABO &amp; RH TYPING)</b>	"O" POSITIVE		
Sample Type: Whole Blood			
<b>CBC WITH ESR</b>			
HAEMOGLOBIN	11.7 *	gm/dL	13 - 18
TOTAL LEUCOCYTE COUNT	7,900	cell/cum	4000 - 11000
D.L.C = POLYMORPHS	56	%	40 - 75
LYMPHOCYTES	37	%	20 - 45
EOSINOPHILS	04	%	01 - 06
MONOCYTES	03	%	0 - 08
BASOPHILS	00	%	0 - 01
E.S.R (WINTROBE)	18 *	mm/1st	0 - 9
RED BLOOD CELLS	4.5	Millions	3.5 - 5.5
PLATELET COUNT	4.8 *	lakh/cum	1.5 - 4.5
P.C.V	35.9	%	35 - 50
M.C.V	79.4 *	fl	80 - 96
M.C.H	25.9 *	pg	27 - 32
M.C.H.C	32.6	%	32 - 36

\*\*\*End of the report\*\*\*



Checked By  
Lab Technician

Verified By



DR. PRIYAVART MEHARWAL  
MBBS, MD  
Pathologist

UMKAL Hospital Pvt. Ltd

A-520, Sushant Lok-I, Gurugram- 122 002  
Ph.: 0124-4 666 555 Mobile : 88600 77501  
Emergency Ph No.: 0124 4100000




Name	: Mrs. ANKITA JAIN	MR No	: UH038543
Age/Gender	: 29 Y/F	Visit ID	: OP050641
Admitting Doctor	:	Sample Collected on	: 13-07-2024 08:30
Lab ID No	: LAB067643	Sample Received on	:
		Report Released on	: 13-07-2024 12:35

## Laboratory Report

### Biochemistry

<u>Test Description</u>	<u>Result</u>	<u>Units</u>	<u>Ref Range</u>
Sample Type: Serum			
<b>KFT</b>			
BLOOD UREA	28.2	mg/dl	10 - 50
SERUM CREATININE	0.92	mg/dl	0.6 - 1.2
SERUM URIC ACID	5.1	mg/dl	3.5 - 7.0
SERUM SODIUM	140.0	mEq/l	135 - 155
SERUM POTASSIUM	4.0	mEq/l	3.5 - 5.5
SERUM CALCIUM	9.0	mg/dl	8.6 - 10.6
Sample Type: Serum			
<b>BLOOD SUGAR - FASTING</b>			
BLOOD SUGAR FASTING	99.0	mg/dl	70 - 110
Sample Type: Serum			
<b>SERUM LIPID PROFILE 1514</b>			
CHOLESTEROL	262.8 *	mg/dl	150 - 200
SERUM TRIGLYCERIDES	350.5 *	mg/dl	70 - 170
HDL CHOLESTEROL	45.2	mg/dl	30 - 88
LDL CHOLESTEROL	147.5	mg/dl	upto - 150
VLDL CHOLESTEROL	71.1 *	mg/dl	20 - 45
TOTAL CHOLESTEROL/HDL	5.8 *	ref.cut	upto - 4.96
LDL/HDL RATIO	3.2	ref.cut.	upto - 4.96

Sample Type: Serum



Checked By  
Lab Technician

Verified By



DR. PRIYAVART MEHARWAL  
MBBS, MD  
Pathologist

UMKAL Hospital Pvt. Ltd

A-520, Sushant Lok-I, Gurugram- 122 002  
Ph.: 0124-4 666 555 Mobile : 88600 77501  
Emergency Ph No.: 0124 4100000

Name	: Mrs. ANKITA JAIN	MR No	: UH038543
Age/Gender	: 29 Y/F	Visit ID	: OP050641
Admitting Doctor	:	Sample Collected on	: 13-07-2024 08:30
Lab ID No	: LAB067643	Sample Received on	:
		Report Released on	: 13-07-2024 12:35

**LFT 1513**


S.G.O.T	27.8	U/L	upto - 40
S.G.P.T	23.9	U/L	upto - 45
S. BILIRUBIN (TOTAL)	0.87	mg/dl	0.1 - 1.2
S. BILIRUBIN (DIRECT)	0.23	mg/dl	upto - 0.30
ALKALINE PHOSPHATASE	123.0	U/L	60 - 170
TOTAL PROTEINS	7.1	g/dl	6.5 - 8.0
ALBUMIN	3.7	g/dl	3.5 - 5.5
GLOBULIN	3.4	g/dl	2.3 - 3.5
A:G RATIO	1.0:1		1.5 - 2.5

Sample Type: Serum

**G.G.T.P. 1533**

G.G.T.P.	14.3	U/ML	upto - 47
----------	------	------	-----------

\*\*\*End of the report\*\*\*



Checked By  
Lab Technician


Verified By



**UMKAL Hospital Pvt. Ltd**

A-520, Sushant Lok-I, Gurugram- 122 002  
Ph.: 0124-4 666 555 Mobile : 88600 77501  
Emergency Ph No.: 0124 4100000

DR. PRIYAVART MEHARWAL  
MBBS, MD  
Pathologist



Name	: Mrs. ANKITA JAIN	MR No	: UH038543
Age/Gender	: 29 Y/F	Visit ID	: OP050641
Admitting Doctor	:	Sample Collected on	: 13-07-2024 08:30
Lab ID No	: LAB067643	Sample Received on	:
		Report Released on	: 13-07-2024 12:34

## Laboratory Report

### Biochemistry

#### T3, T4, TSH

Tests	Results	Biological Reference Range	Units
Triiodothyronine, Total (T3) (Serum,CMIA)	1.34	1.30 - 3.10	nmol/mL
Thyroxine, Total (T4) (Serum,CMIA)	101.2	59 - 154	nmol/mL
TSH Ultra Sensitive (Serum,CMIA)	5.1	0.27 - 4.8	μIU/mL

#### Comment


**T3 or 3,5,3-triiodothyronine** is a hormone synthesized and secreted from the thyroid gland, and formed by peripheral deiodination of thyroxine (T4). The determination of it in serum is essential in assessing thyroid functions. T3 is secreted by thyroid glands and circulates in the blood stream; mostly bound to the plasma protein, thyroxin binding globulin (TBG) and prealbumin and albumin.

**T4 or Thyroxine or 3,5,3,5-tetraiodothyronine** is a hormone synthesized and secreted by the thyroid gland and plays an important role in regulating metabolism. In the peripheral tissues it act as a prohormone which is further metabolized to another most active thyroid hormone, tri-iodothyronine (T3) and other inactive metabolites such as reverse T3.

**TSH or Thyroid-stimulating hormone** is a hormone synthesized and secreted by Pituitary gland. TSH is glycoprotein with two non-covalently bound alpha and beta subunits. The beta subunit of TSH is unique, which results in the specific biochemical and immunological properties of this hormone. The ability to quantitate circulating levels of TSH is important in evaluating thyroid function. It is especially useful in the differential diagnosis of primary (thyroid) from secondary (pituitary) and tertiary (hypothalamus) hypothyroidism.

#### HBAIC 1510

Test Name	Value	Unit	Bio Ref.Interval
-----------	-------	------	------------------



Checked By  
Lab Technician

Verified By



#### UMKAL Hospital Pvt. Ltd

A-520, Sushant Lok-I, Gurugram- 122 002  
Ph.: 0124-4 666 555 Mobile : 88600 77501  
Emergency Ph No.: 0124 4100000

DR. PRIYAVART MEHARWAL  
MBBS, MD  
Pathologist

Name	: Mrs. ANKITA JAIN	MR No	: UH038543
Age/Gender	: 29 Y/F	Visit ID	: OP050641
Admitting Doctor	:	Sample Collected on	: 13-07-2024 08:30
Lab ID No	: LAB067643	Sample Received on	:
		Report Released on	: 13-07-2024 12:34

**HbA1c (Glycated Haemoglobin)**      5.3                      %                      4.0 - 6.2

**REMARKS-**

In vitro quantitative determination of HbA1c in whole blood is utilized in long term monitoring of glycemia. The HbA1c level correlates with the mean glucose concentration prevailing in the course of the patient's recent history (approx - 6-8 weeks) and therefore provides much more reliable information for glycemia monitoring than do determinations of blood glucose or urinary glucose. It is recommended that the determination of HbA1c be performed at intervals of 4-6 weeks during Diabetes Mellitus therapy. Results of HbA1c should be assessed in conjunction with the patient's medical history, clinical examinations and other findings.

The American Diabetes Association(ADA) recommendations are summarized as below:

Ref Range for HBA1c ( In % ):

Non diabetic Adults ( Age  $\geq$  18 years ) < 5.7

At risk (Pre-Diabetic) : 5.7- 6.4

Diagnosing Diabetes:  $\geq$  6.5

HbA1c goals in treatment of diabetes:

Ages 0-6 years: 7.6% - 8.4%

Ages 6-12 years: <8%

Ages 13-19 years: <7.5%

Adults: <7%

\*\*\*End of the report\*\*\*



Checked By  
Lab Technician

Verified By



DR. PRIYAVART MEHARWAL  
MBBS, MD  
Pathologist

UMKAL Hospital Pvt. Ltd

A-520, Sushant Lok-I, Gurugram- 122 002

Ph.: 0124-4 666 555 Mobile : 88600 77501

Emergency Ph No.: 0124 4100000

Name	: Mrs. ANKITA JAIN	MR No	: UH038543
Age/Gender	: 29 Y/F	Visit ID	: OP050641
Admitting Doctor	:	Sample Collected on	: 13-07-2024 08:30
Lab ID No	: LAB067643	Sample Received on	:
		Report Released on	: 13-07-2024 12:39

**Laboratory Report**

**CLINICAL PATHOLOGY**

<u>Test Description</u>	<u>Result</u>	<u>Units</u>	<u>Ref Range</u>
Sample Type: Urine			
<b>URINE ROUTINE &amp; MICROSCOPIC 1383</b>			
COLOUR	P. YELLOW		
APPEARANCE	CLEAR		
SPEC.GRAVITY	1.010		
REACTION	6.0		
ALBUMINE	NIL		
SUGAR	NIL		
KETONE BODIES	NIL		
BLOOD	NIL		
LEUKOCYTES	NIL		
NITRITE	NIL		
UROBILINOGEN	NIL		
MICROSCOPIC EXAM			
PUS CELLS	2-3	/HPF	0 - 05
RBC CELLS	NIL	/HPF	0 - 02
EP CELLS	2-3	/HPF	0 - 05
CASTS	NIL		
CRYSTALS	NIL		
BACTERIA	NIL		
OTHER	NIL		

\*\*\*End of the report\*\*\*



Checked By  
Lab Technician

Verified By



DR. PRIYAVART MEHARWAL  
MBBS, MD  
Pathologist

UMKAL Hospital Pvt. Ltd

A-520, Sushant Lok-I, Gurugram- 122 002  
Ph.: 0124-4 666 555 Mobile : 88600 77501  
Emergency Ph No.: 0124 4100000



Name	: Mrs. ANKITA JAIN	MR No	: UH038543
Age/Gender	: 29 Y/F \	Visit ID	: OP050641
Admitting Doctor	:	Sample Collected on	: 13-07-2024 08:30
Lab ID No	: LAB067643	Sample Received on	:
		Report Released on	: 13-07-2024 12:35

## Laboratory Report

### Hematology

#### PERIPHERAL BLOOD SMEAR

SMEAR SHOWS NORMOCYTIC NORMOCHROMIC PICTURE OF RBC'S WITH MILD ANISOPOIKILOCYTOSIS.  
WBC'S SERIES SHOWS NORMAL IN COUNT AND MORPHOLOGY.  
PLATELETS ARE ADEQUATE.  
NO HEMOPARASITES SEEN.

\*\*\*End of the report\*\*\*



Checked By  
Lab Technician

Verified By



DR. PRIYAVART MEHARWAL  
MBBS, MD  
Pathologist

UMKAL Hospital Pvt. Ltd

A-520, Sushant Lok-I, Gurugram- 122 002  
Ph.: 0124-4 666 555 Mobile : 88600 77501  
Emergency Ph No.: 0124 4100000

Name	: Mrs. ANKITA JAIN	MR No	: UH038543
Age/Gender	: 29 Y/F	Visit ID	: OP050641
Admitting Doctor		Order Date	: 13-07-2024 0
		Report Date	: 13-07-2024 1:

## Radiology Report

### Ultrasound

#### ULTRASOUND WHOLE ABDOMEN

- Liver :** Liver is normal in size measuring 135 mm with **fatty liver Grade I**.  
No focal lesion seen.No intrahepatic biliary radicle dilatation seen.
- Gall Bladder:** The Gall Bladder is well distended.**Multiple calculi with largest of size 9 mm is noted.**Gall Bladder wall thickness normal.  
CBD and Portal vein are normal.
- Pancreas :-** The pancreas is normal in size , shape and echotexture.  
No Peripancreatic collection seen.
- Kidneys :** **Right kidney:-** is normal in size ,shape & position.  
Echotexture of sinus & cortex normal. No calyceal dilatation seen.  
**A small calculus of size 3mm is noted at mid calyx.**  
Corticomedullary differentiation maintained.  
**Left kidney:-** is normal in size ,shape & position.  
Echotexture of sinus & cortex normal. No calyceal dilatation seen.  
**A small calculus of size 3mm is noted at upper calyx.**  
Corticomedullary differentiation maintained
- Spleen :** The Spleen is normal in size ,shape and echotexture.
- U Bladder :-** Urinary bladder is well distended and shows normal wall thickness.  
No calculus/mass lesion seen.
- Uterus : -** **Retroflexed**, normal in size, shape & echotexture. Endometrial cavity normal.
- Ovaries** Both the ovaries are normal in size, shape & echotexture  
No free fluid seen. No collection seen.

Technician

UMKAL Hospital Pvt. Ltd

A-520, Sushant Lok-I, Gurugram- 122 002

Ph.: 0124-4 666 555 Mobile : 88600 77501

Emergency Ph No.: 0124 4100000

Verified By

# UMKAL HOSPITAL

Quality Care Affordable For All



Name	: Mrs. ANKITA JAIN	MR No	: UH038543
Age/Gender	: 29 Y/F	Visit ID	: OP050641
Admitting Doctor		Order Date	: 13-07-2024 08:4
		Report Date	: 13-07-2024 12:0

**IMPRESSION - Fatty liver Grade I.**  
**Cholelithiasis.**  
**Small B/L Renal calculus.**

Please correlate clinically.

**DR ARUSHI BHARTIYA**  
**CONSULTANT RADIOLOGIST**

Technician  
**UMKAL Hospital Pvt. Ltd**  
A-520, Sushant Lok-I, Gurugram- 122 002  
Ph.: 0124-4 666 555 Mobile : 88600 77501  
Emergency Ph No.: 0124 4100000

Verified By



NIKITA 28F OPD MED

13/JUL/2024 10:31:07



NIKITA 28F OPD MED

13/JUL/2024 10:32:45



NIKITA 28F OPD MED

13/JUL/2024 10:38:54



NIKITA 28F OPD MED

13/JUL/2024 10:31:21



NIKITA 28F OPD MED

13/JUL/2024 10:33:14



NIKITA 28F OPD MED

13/JUL/2024 10:37:31



NIKITA 28F OPD MED

13/JUL/2024 10:31:45



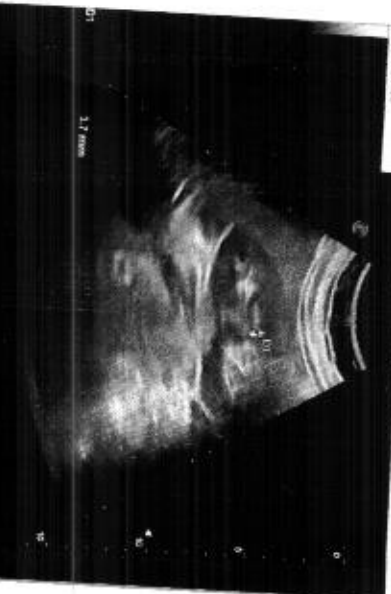
NIKITA 28F OPD MED

13/JUL/2024 10:36:03



NIKITA 28F OPD MED

13/JUL/2024 10:38:26



Name : Mrs. ANKITA JAIN  
Age/Gender : 29 Y/F  
Admitting Doctor

MR No : UH038543  
Visit ID : OP050641  
Order Date : 14-07-2024 12:3  
Report Date : 14-07-2024 12:5

## Radiology Report

### X-Ray

#### CHEST X-RAY PA VIEW

#### Finding -

**Haziness is noted in right paracardiac region.**

Trachca appears in the midline.

**Right hilum appear prominent.**

Cardiac size appears normal.

Both CP angle and cardiophrenic angle appears normal.

Diaphragm appears normal on both sides.

Visualized rib cage appears normal.

Please correlate clinically

**DR ARUSHI BHARTIYA**  
CONSULTANT RADIOLOGIST

Technician

UMKAL Hospital Pvt. Ltd

A-520, Sushant Lok-I, Gurugram- 122 002  
Ph.: 0124-4 666 555 Mobile : 88600 77501  
Emergency Ph No.: 0124 4100000

Verified By