


Bank of Baroda
 Name : **THAKURI**
 E.C. No. : **92700**


 Signature of Holder
 Registering Authority (R.M.)

फिरोज या फायदागिरीचा वाद होऊ नये
 यासाठी या कार्डवर (कॉपी)
 वरून कोणत्याही प्रकारचा कोटिंग्ट
 करू नये, वरून कोणत्याही प्रकारचा कोटिंग्ट
 करू नये 91 22 5698 5196 फोन 91 22 2652 5747
 If found please return to
 Asst. General Manager (Security)
 Bank of Baroda Baroda Corporate Centre
 C-25 G-Block, Baroda Kunta Complex, Mumbai 400 051, India
 रक्त समूह / Blood Group : **O+VE**
 चिन्हाण / Identification Marks : **CUT MARK ON LT THUMB**

Handwritten signature


भारत सरकार
Government of India



उकुती
Thakuri

जन्म तिथि / DOB : 12/03/1990
पुरुष / Male

9463 6427 1859



आधार - आम आदमी का अधिकार



आधार
आधार विधि: सार्वजनिक अधिकार


Unique Identification Authority of India

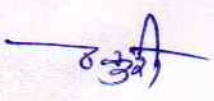
पता: S/O: नारायण, शहरिजादपुर
इन्दावानी, बलदेव, मयूर, उत्तर
महाराष्ट्र, 281301

Address: S/O: Narayan,
Shahrijapur(Indravani), Baldeo, Mathura,
Uttar Pradesh, 281301

9463 6427 1859

 help@uidai.gov.in

 www.uidai.gov.in





Bharti Hospital

AN ISO 9001-2008 (QMS) Certified Hospital

Patient Name:	MR. THAKURI	Patient ID:	0000	Date.....
Age:	Years	Sex:	M	
Referring Physician:	BOB	Study Date:	07-JUNE-2021	

DIGITAL RADIOGRAPH CHEST PA VIEW

Report:

Lung fields are clear.
Both domes of diaphragm and CP angles are normal.
Both hila are normal.
No evidence of mediastinal shift is seen.
Cardiac size is normal.
Bony cage are normal.

IMPRESSION:

NORMAL STUDY.

AD:- Kindly Review with clinical findings.

DR. BHAVESH PATEL
MBBS. DNB (Radiology)

PLEASE CALL ON: 0522- 4233465, 7499161306, 7084352784 FOR MORE DETAILS ABOUT PATIENT. (ONLY DOCTORS)

The science of radiology is based upon interpretation of shadows of normal and abnormal tissue. This is neither complete nor accurate; hence, findings should always be interpreted in to the light of clinico-pathological correlation. This is a professional opinion, not a diagnosis. Not meant for medico legal purposes.

Facilities

ICU, Facility for Medical & Cardiac Emergency, ECG, Nebulizer, Centralized Oxygen, Monitor BIPAP, Defibrillator, Echo Cardiography, TMT, X-ray, PFT, Computerised Pathology

यहाँ भ्रूण-लिंग परीक्षण नहीं किया जाता है। यह एक दृष्टनीय अपराध है।

This Report is Only A Professional Opinion & Should Be Clinically Co-related

NOT VALID FOR MEDICO-LEGAL PURPOSE

सभी प्रकार के हैल्थ चैकअप पैकेज उपलब्ध

ВНЕШНИЙ
СРЕДСТВО
МЕСТНОЕ

СКИН

АНТИИХИМ

ДУНТА

15019015

Р



Bharti Hospital

Ph. : 0565 - 2422090

SONKH ROAD, KRISHNA NAGAR, MATHURA

NAME : MR. THAKURI

AGE: 31 Yrs.

SEX : M

REF. BY : BOB

DATE: 07/06/2021


LAB NO: 1002

Test Name	Value	Unit	Normal Value
HAEMATOLOGY			
COMPLETE HAEMOGRAM			
HAEMOGLOBIN (HB)	13.6	gm%	13.0 - 17.0
TLC	7,800	cmm	4000 - 10000
DIFFERENTIAL LEUCOCYTE COUNT			
NEUTROPHILS	60	%	40 - 80
LYMPHOCYTES	33	%	20 - 40
MONOCYTES	04	%	02 - 10
EOSINOPHILS	03	%	01 - 06
BASOPHILS	00	%	01 - 02
ESR(WESTERGRN)	04	mm	0 - 10
RCB (RED BLOOD CORP COUNT)	4.83	Millions/cmm	4.5 - 5.5
PCV/HCT(HAEMATOCRIT)	43.0	%	35 - 45
MCV(MEAN CORP VOLUME)	89.0	fl.	76 - 96
MCH(MEAN CORP Hb)	28.2	pg.	27 - 32
MCHC(MEAN CORP Hb CONC)	31.6	gm%	32 - 36
R D W	16.6	%	12.2 - 14.6
PLATELET COUNT	1,59,000	lakh	1.5 - 4.0

BIOCHEMISTRY

BLOOD GLUCOSE (FASTING)	101.0 mg %	70.0 - 110.0
BLOOD GLUCOSE (PP)	126.7 mg %	70.0 - 140.0

****END OF REPORT****


DR. PRADEEP PARASHAR
M.D. (PATH)
Consultant Pathologist

NOT VALID FOR MEDICO LEGAL PURPOSE

All test have technical limitations collaborative clinico-athological interpretation is mandatory.
in case of disparity may be repeated immediately.

Consultation Time - Morning 9 A.M. to 9 P.M.



Bharti Hospital

Ph. : 0565 - 2422090

SONKH ROAD, KRISHNA NAGAR, MATHURA

NAME : MR. THAKURI

AGE: 31 Yrs.

SEX : M

REF. BY : BOB

DATE: 07/06/2021

LAB NO: 1002

Test Name	Value	Unit	Normal Value
RENAL PROFILE			
SERUM CREATININE	0.8	mg%	0.5 - 1.4
S. URIC ACID	4.3	mg%	2.0 - 7.2
BUN	15.1	mg%	6 - 21
BLOOD UREA	23.2	mg%	15.0 - 45.0
S.CALCIUM	8.5	mg%	8.5 - 11.0
S. SODIUM	141.4	mEq/L	135.0 - 155.0
S. POTASSIUM	4.0	mEq/L	3.5 - 5.5
LIVER PROFILE			
SERUM BILIRUBIN (TOTAL)	0.6	mg%	0.2 - 1.0
CONJUGATED (Direct)	0.2	mg%	0.0 - 0.2
UNCONJUGATED (Indirect)	0.4	mg%	0.1 - 1.0
SGOT /AST	48.2	mg%	4.0 - 35.0
SGPT /ALT	56.4	mg%	4.0 - 40.0
Gamma GT	26.8	mg%	4.0 - 40.0
TOTAL PROTEIN	6.8	mg%	6.0 - 8.5
ALBUMIN	4.3	mg%	3.5 - 5.0
GLOBULIN	2.5	mg%	1.8 - 3.5
A/G RATIO	1.72	mg%	1.0 - 2.3
ALKALINE PHOSPHATE	96.4	mg%	37 - 126

****END OF REPORT****

DR. PRADEEP PARASHAR
M.D. (PATH)
Consultant Pathologist

NOT VALID FOR MEDICO LEGAL PURPOSE

All test have technical limitations collaborative clinico-athological interpretation is mandatory.
in case of disparity may be repeated immediately.

Consultation Time - Morning 9 A.M. to 9 P.M.



Bharti Hospital

Ph. : 0565 - 2422090

SONKH ROAD, KRISHNA NAGAR, MATHURA

NAME : MR. THAKURI

AGE: 31 Yrs.

SEX : M

REF. BY : BOB

DATE: 07/06/2021

LAB NO: 1002

Test Name	Value	Unit	Normal Value
-----------	-------	------	--------------

HAEMATOLOGY

GLYCOSYLATED HAEMOGLOBIN (HbA1c)

HbA1c	5.4	%	
-------	-----	---	--

EXPECTED VALUES:

HEALTHY PATIENT = 4.8 – 6.0 % HbA1c

GOOD CONTROL = 6.0 – 7.0 % HbA1c

FAIR CONTROL = 7.0 – 8.0 % HbA1c

POOR CONTROL => 8.0 % HbA1c

LIPID PROFILE

SERUM CHOLESTEROL	194.6	mg%	140.0 - 250.0
SERUM TRIGLYCERIDES	167.4	mg%	25.0 - 200.0
HDL CHOLESTEROL (DIRECT)	45.0	mg%	
LDL CHOLESTEROL (DIRECT)	116.0	mg%	50 – 190
VLDL CHOLESTEROL	31.5	mg%	5.0 – 40.0
TOTAL/HDL CHOLESTEROL RATIO	4.32		0.0 – 4.9
LDL/HDL CHOLESTEROL RATIO	2.57		0.0 – 3.5

IMMUNOLOGY – SEROLOGY

BLOOD GROUP

(Recheck after 6months in NB)

A B O	-	"O"
R h (Anti - D)	-	POSITIVE

****END OF REPORT****


DR. PRADEEP PARASHAR
M.D. (PATH)
Consultant Pathologist

NOT VALID FOR MEDICO LEGAL PURPOSE

All test have technical limitations collaborative clinico-athological interpretation is mandatory.
in case of disparity may be repeated immediately.

Consultation Time - Morning 9 A.M. to 9 P.M.



Bharti Hospital

Ph. : 0565 - 2422090

SONKH ROAD, KRISHNA NAGAR, MATHURA

NAME : MR. THAKURI

AGE: 31 Yrs.

SEX : M

REF. BY : BOB

DATE: 07/06/2021

LAB NO: 1002

Test Name	Value	Unit	Normal Value
-----------	-------	------	--------------


ENDOCRINOLOGY

THYROID PROFILE

T3+T4+TSH

THYROID THYRONINE (T3)	96.12	ng/dl	60.0 – 181.0
THYROXINE (T4)	4.86	ng/dl	3.20 – 12.6
THYROID STIMULATING HORMONE (TSH)	3.73	ng/dl	0.25 – 5.5

****END OF REPORT****


DR. PRADEEP PARASHAR
M.D. (PATH)
Consultant Pathologist

NOT VALID FOR MEDICO LEGAL PURPOSE

All test have technical limitations collaborative clinico-athological interpretation is mandatory.
in case of disparity may be repeated immediately.
Consultation Time - Morning 9 A.M. to 9 P.M.



Bharti Hospital

Ph. : 0565 - 2422090

SONKH ROAD, KRISHNA NAGAR, MATHURA

NAME : MR. THAKURI

AGE: 31 Yrs.

SEX : M

REF. BY : BOB

DATE: 07/06/2021

LAB NO: 1002

Test Name

Value

Unit

Normal Value

URINE EXAMINATION REPORT

MACROSCOPIC

COLOUR

YELLOW

TRANSPARENCY

CLEAR

SPECIFIC GRAVITY

1.022

PH

ACIDIC

1.003 -1.030

BIOCHEMICAL

ALBUMIN

NIL

SUGAR

NIL

MICROSCOPIC (ON DEPOSIT)

PUS CELLS

1-2

/HPF

EPITHELIAL CELLS

1-2

/HPF

RBC'S

NIL

/HPF

CASTS

ABSENT


CRYSTALS

ABSENT

BACTERIA

ABSENT

****END OF REPORT****


DR. PRADEEP PARASHAR
M.D. (PATH)
Consultant Pathologist

NOT VALID FOR MEDICO LEGAL PURPOSE

All test have technical limitations collaborative clinico-athological interpretation is mandatory.
in case of disparity may be repeated immediately.

Consultation Time - Morning 9 A.M. to 9 P.M.



Unconfirmed report Verified by:

CARDIART

