



MURUGAN HOSPITALS
HEALING HANDS



NAME : MRS.SUGANTHI
AGE / SEX : 38 Y/FEMALE
CONSULTAN: DR.ARUN PRAKASH

UHID : MH20220039703
OP/IP : OP21029792
DATE :03.09.2022

ENT

Bilateral Ear :

Normal; no obvious reduction in conduction of sound or any other pathology.

Bilateral Nose :

No nasal deviation / septal defect.

Throat :

Clear and malampati class I.



CONSULTANT ENT

264/125, Kilpauk Garden Road, Kilpauk, Chennai - 600 010.

☎ : +91 44 4644 8989 / 75500 53335 email : muruganhosp@gmail.com

Website : www.muruganhospitals.in



MURUGAN HOSPITALS
HEALING HANDS

NAME: MRS. SUGANTHI
AGE / SEX : 38 Y/FEMALE
CONSULTAN: DR.ARUN PRAKASH

UHID : MH20220039703
OP/IP : OP21029792
DATE :03.09.2022

DENTAL

- Maxilla – No abnormal defecit.
- Sinus – No abnormal defecit.
- Nasal Cavity – No abnormal defecit.
- Air spaces not included in the limited volume.
- Otherwise normal.



CONSULTANT DENTISIT

264/125, Kilpauk Garden Road, Kilpauk, Chennai - 600 010.

☎ : +91 44 4644 8989 / 75500 53335 email : muruganhosp@gmail.com

Website : www.muruganhospitals.in



LAB REPORT

Patient Name : Mrs. R.SUGANTHI
Age / Gender : 38-Years / Female
UHID ID : MH20220039703
Doctor Name : Dr. ARUN PRAKASH

OP Report No. : INVA2106940
Bill No. : INV2203644
Sample Date : 03/09/2022 - 01:01 PM
Report Date : 03/09/2022 - 03:02 PM

Test Name	Result	Units	Reference Interval
HAEMATOLOGY			
Complete Blood Cell Count(CBC)			
HAEMOGLOBIN	<u>9.0</u>	gms/dl	male :13.0 - 17.0 female :12.0 - 15.0
PACKED CELL VOLUME	<u>30.8</u>	%	male : 40 - 50 female : 36 - 46
RBC COUNT	<u>4.53</u>	millions cells/cu.mm	female: 3.8 - 4.8 male : 4.5 - 5.5
TOTAL WBC	4,600	Cells/Cumm	4,000 - 11,000
Differential Count			
NEUTROPHILS	54	%	40 - 65
LYMPHOCYTES	42	%	30-50
EOSINOPHILS	04	%	01-06
MONOCYTES	<u>00</u>	%	1-10
BASOPHILS	00	%	0-2
ESR 60 MTS	<u>27</u>	mm	5 - 20
PLATELET COUNT	4.10	Lakhs/cumm	1.5 - 4.5
MCV	<u>68.1</u>	fL	76 - 96
MCH	<u>19.8</u>	pg	27 - 32
MCHC	<u>29.2</u>	gms/dl	30 - 36

INTERPRETATION: Test done on automated three part cell counter, all abnormal results are reviewed and confirmed microscopically

BLOOD GROUPING & RH TYPING " B " POSITIVE

Healing Hearts and Lives

264/125, Kilpauk Garden Road, Kilpauk, Chennai - 600 010.
Phone : +91 44 4644 8989 / 75500 53335 | Email : muruganhosp@gmail.com
Website : www.muruganhospitals.in



LAB REPORT

Patient Name : Mrs. R.SUGANTHI
Age / Gender : 38-Years / Female
UHID ID : MH20220039703
Doctor Name : Dr. ARUN PRAKASH

OP Report No. : INVA2106940
Bill No. : INV2203644
Sample Date : 03/09/2022 - 01:01 PM
Report Date : 03/09/2022 - 03:02 PM

Test Name	Result	Units	Reference Interval
BIO CHEMISTRY			
BLOOD SUGAR FASTING	82	mgs/dl	70-110
SERUM URIC ACID	3.1	mg/dl	male 3.1-7.0 , female 2.5-5.6
SERUM CREATININE	0.8	mg/dl	0.6-1.4
LIPID PROFILE			
TOTALCHOLESTEROL	156	mg/dl	< 200
TRIGLYCERIDE	91	mg/dl	< 150
HDL	42	mg/dl	35 - 80
VLDL	18	mg/dl	2 to 30
LDL	96	mg/dl	<130
CHOLESTEROL/ HDL RATIO	3.7	mg/dl	



LAB REPORT

Patient Name : Mrs. R.SUGANTHI
Age / Gender : 38-Years / Female
UHID ID : MH20220039703
Doctor Name : Dr. ARUN PRAKASH

OP Report No. : INVA2106940
Bill No. : INV2203644
Sample Date : 03/09/2022 - 01:01 PM
Report Date : 03/09/2022 - 03:02 PM

Test Name	Result	Units	Reference Interval
LIVER FUNCTION TEST			
BILLIRUBIN(TOTAL)	0.3	mg/dl	0.0 -1.0
BILLIRUBIN(DIRECT)	0.1	mg/dl	0.1- 0.30
BILLIRUBIN(INDIRECT)	0.2	mg/dl	0.2-0.8
SGOT	18	IU/L	0-38
SGPT	17	IU/L	0.0-40
ALKALINE PHOSPHATASE	58	IU/L	40-140 4-6Years 93-309 13-15Years 74-390
TOTAL PROTEIN	7.5	gm/dl	6.6-8.7
ALBUMIN	4.1	gm/dl	3.5 - 5.5
GLOBULIN	3.4	gm/dl	2.0-3.5
AG RATIO	1.2		
GAMMA G T	10	U/L	male<49 female<32
BLOOD UREA NITROGEN	7.5	mg/dl	7-21
HBA1C	5.7	%	normal: <6.0 good control: 6.1-7.0 fair control: 7.1- 8.0 poor control:8.1 -10.0 unsatisfactory: >10.0



MURUGAN HOSPITALS

HEALING HANDS



LAB REPORT

Patient Name : Mrs. R.SUGANTHI
 Age / Gender : 38-Years / Female
 UHID ID : MH20220039703
 Doctor Name : Dr. ARUN PRAKASH

OP Report No. : INVA2106940
 Bill No. : INV2203644
 Sample Date : 03/09/2022 - 01:01 PM
 Report Date : 03/09/2022 - 03:02 PM

Test Name	Result	Units	Reference Interval
CLINICAL PATHOLOGY			
URINE SUGAR (F)	NIL		
URINE ROUTINE			
COLOUR	PALE YELLOW		
APPEARANCE	CLEAR		
REACTION	ACIDIC		
SUGAR	NIL		
ALBUMIN	NIL		
DEPOSITES			
PUS CELLS	2 - 3	/ HPF	
EPI CELLS	2 - 3	/ HPF	
RBC COUNT	NIL	/ HPF	
CAST	NIL		
CRYSTALS	NIL		
OTHERS	NIL		
NITHYALAB			
Verified by	*** End of Report ***		

PAVITHRA
 Pathologist
 Reg. No. 78256



Healing Hearts and Lives

264/125, Kilpauk Garden Road, Kilpauk, Chennai - 600 010.
 Phone : +91 44 4644 8989 / 75500 53335 | Email : muruganhosp@gmail.com
 Website : www.muruganhospitals.in

ID : 2209030010
Name : MR. SUGANTHI
Sex : Female
Divisions :

Date/Time : 2022-09-03 11:04
Age : 38
BP : 100/90 mmHg
Bed No. :

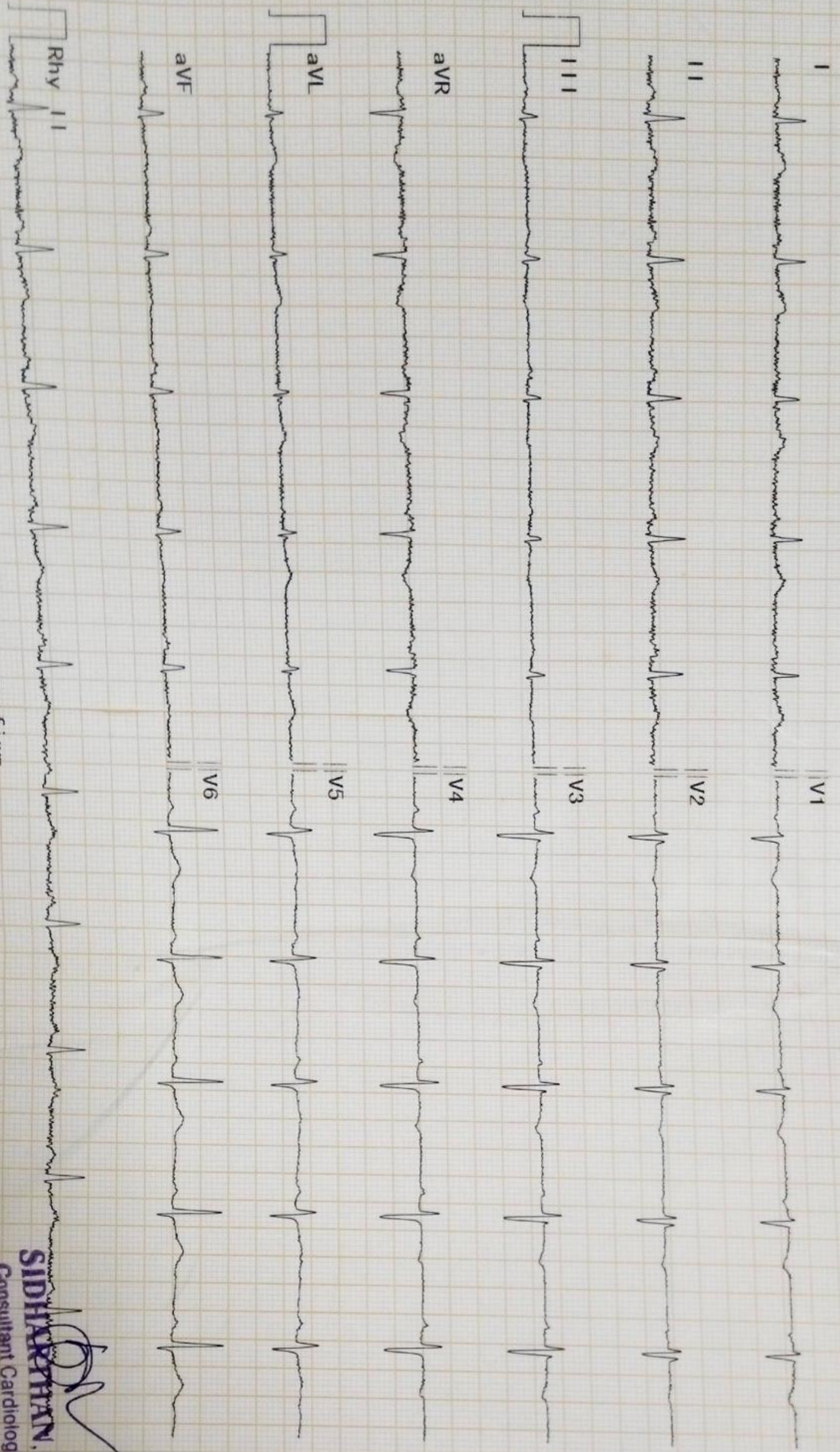
Patient ID :
Height : 152 cm
Weight : 68 kg
Hospital No. :
Minnesota Code : 9-4-2 (V4)



Hospital : MURUGAN HOSPITALS

Diagnosis Info
800 : Sinus Rhythm
122 : Clock Wise Rotation

Normal ECG



Diagnosis for reference. ask your doctor to confirm.
AUTO PRINT 6X2+1R 63bpm

10 mm/mV 0.50Hz-45Hz AG 60Hz 25 mm/sec Confirmed By :

SIDHARTHAN, MD, DM.
Consultant Cardiologist
Reg. No. 62979



MURUGAN HOSPITALS

HEALING HANDS



SCAN REPORT

NAME	: MRS.R.SUGANTHI	PATIENT ID	: MH20220039703
AGE/SEX	: 38 Years / FEMALE	IP / OP NO	: OP21029792
CONSULTANT	: DR.ARUN PRAKASH	DATE	: 03/09/2022

ULTRA SOUND SCAN OF ABDOMEN

LIVER: Normal in size and measures- 13.8 cm and normal in echotexture. No focal lesions are seen. No dilatation of intra-hepatic biliary radicals present. Hepatic veins and IVC appear normal. Portal vein is normal in caliber. Common bile duct is normal in caliber.

GALL BLADDER: Contracted.

PANCREAS: Normal in size and echotexture. No focal lesions are seen. No evidence of calculi or calcifications. No evidence of pancreatic duct dilation.

PARA AORTIC AREAS: Aorta and IVC appear normal. No evidence of para aortic lymphadenopathy.

SPLEEN: Normal in size and measures-9.7 cm. Normal in echotexture. No evidence of focal lesions.

RIGHT KIDNEY: Measures 8.5 x 3.8 cm and is normal in size and echotexture. Cortico medullary differentiation is well maintained. There is no hydronephrosis or mass.

LEFT KIDNEY: Measures 8.8 x 3.6 cm and is normal in size and echotexture. Cortico medullary differentiation is well maintained. There is no calculus or hydronephrosis or mass.

Healing Hearts and Lives

264/125, Kilpauk Garden Road, Kilpauk, Chennai - 600 010. Phone : +91 44 4644 8989 / 75500 53335
Email : muruganhosp@gmail.com | Website : www.muruganhospitals.in

URINARY BLADDER: Normal in size, contour and wall thickness. There is no evidence of calculus or mass. No vesical diverticulum present.

UTERUS AND OVARIES : Normal in size and measures- 5.9 X 3.8 cm echotexture. ET- 4.8 mm

Right ovary measures- 5.9 x 3.8 cm.

Left ovary measures- could not be assessed.

No ascites present. No retroperitoneal lymphadenopathy present.

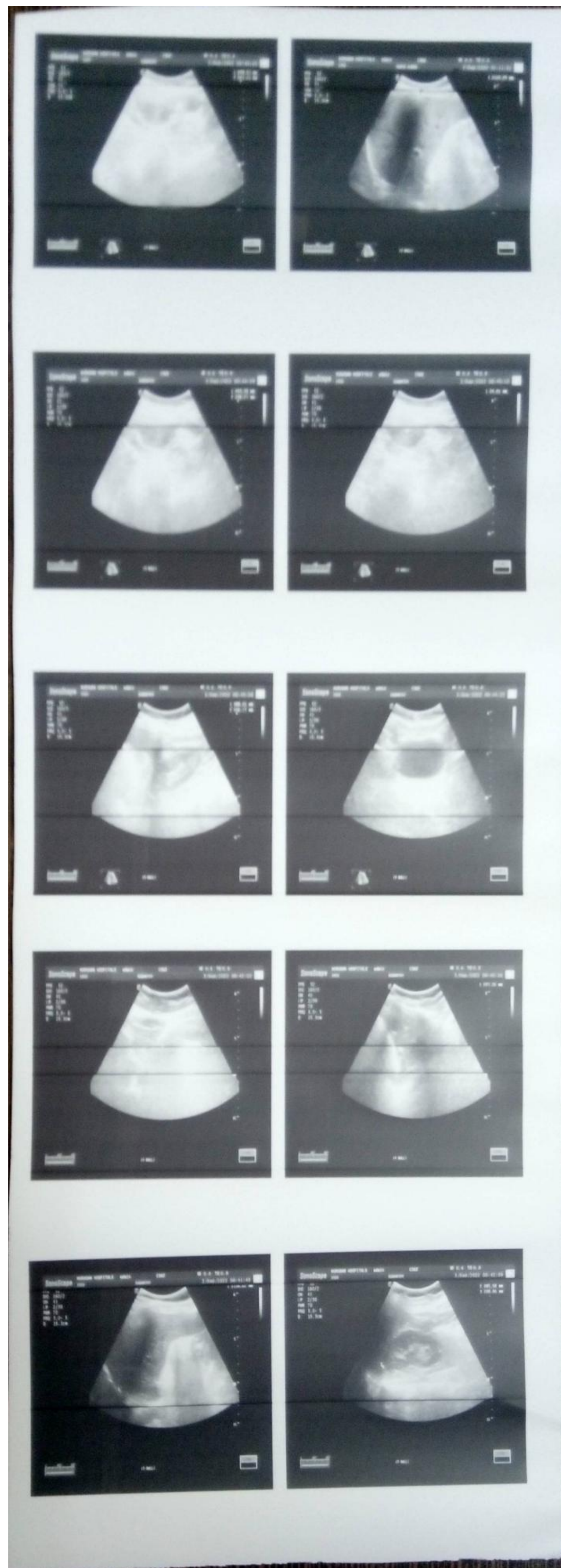
IMPRESSION:

No significant abnormality detected in the visualized abdominal organs.



DR. SAKTHI, MDRD.,

CONSULTANT RADIOLOGIST,



Scanned by TapScanner



MURUGAN HOSPITALS
 Chennai
 22828 / MRS. SUGANTHI / 36 Yrs / Female / 68 Kg / 152 Cm / Non Smoker

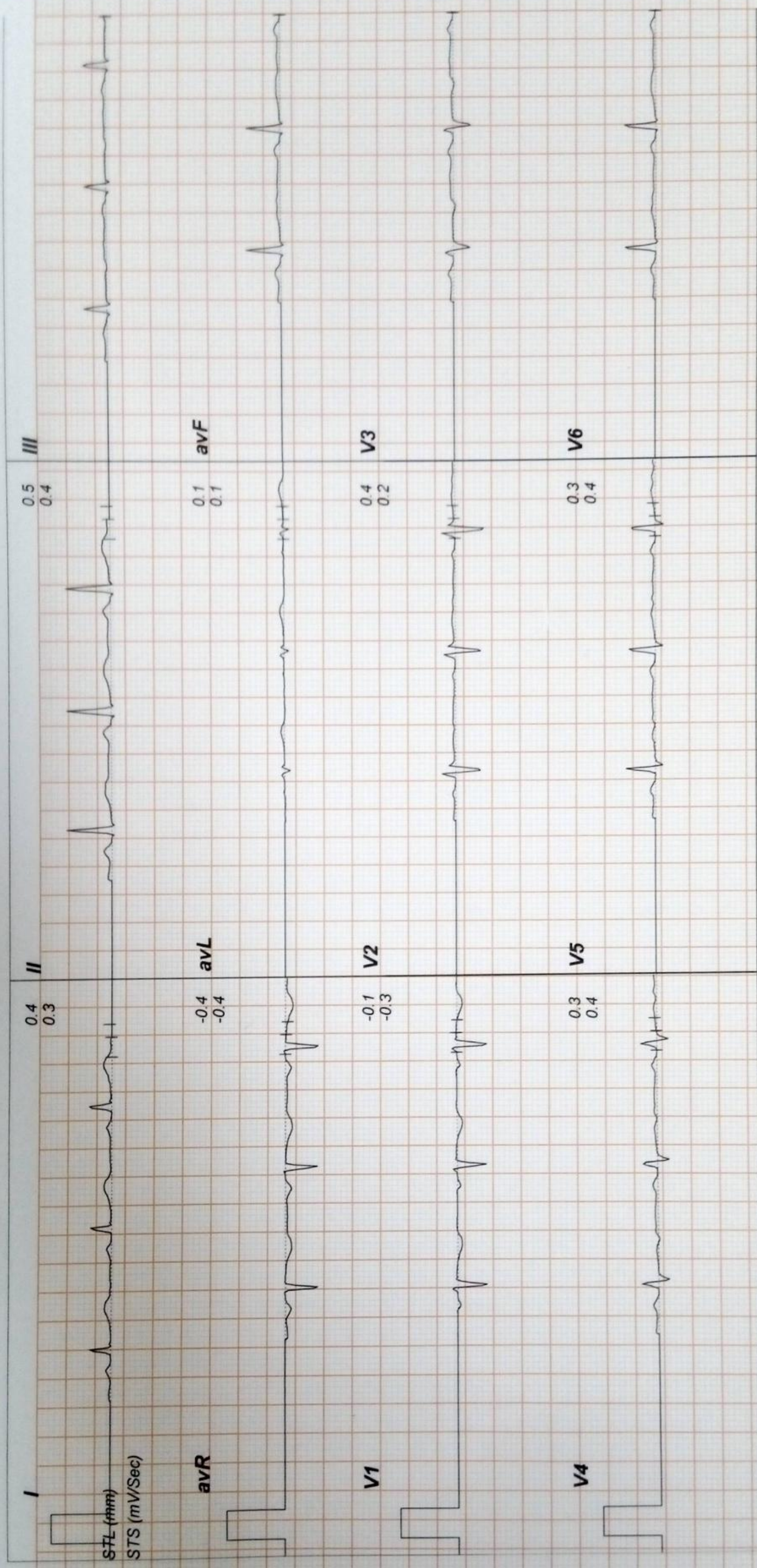
Date: 03 / 09 / 2022 11:48:34 AM HR: 72 Target HR: 39% of 181

BP: 100/70 PostU @80ms

Ex Time: 00:44

Speed: 00.00 mph Grade: 00.00 % 25 mm/Sec. 1.0 Cm/mV

Linked Medians Report
 SUPINE



RMS TMT MARK-III(4 0 1)RECORDERS AND MEDICARE SYSTEMS (P) LTD, CHANDIGARH

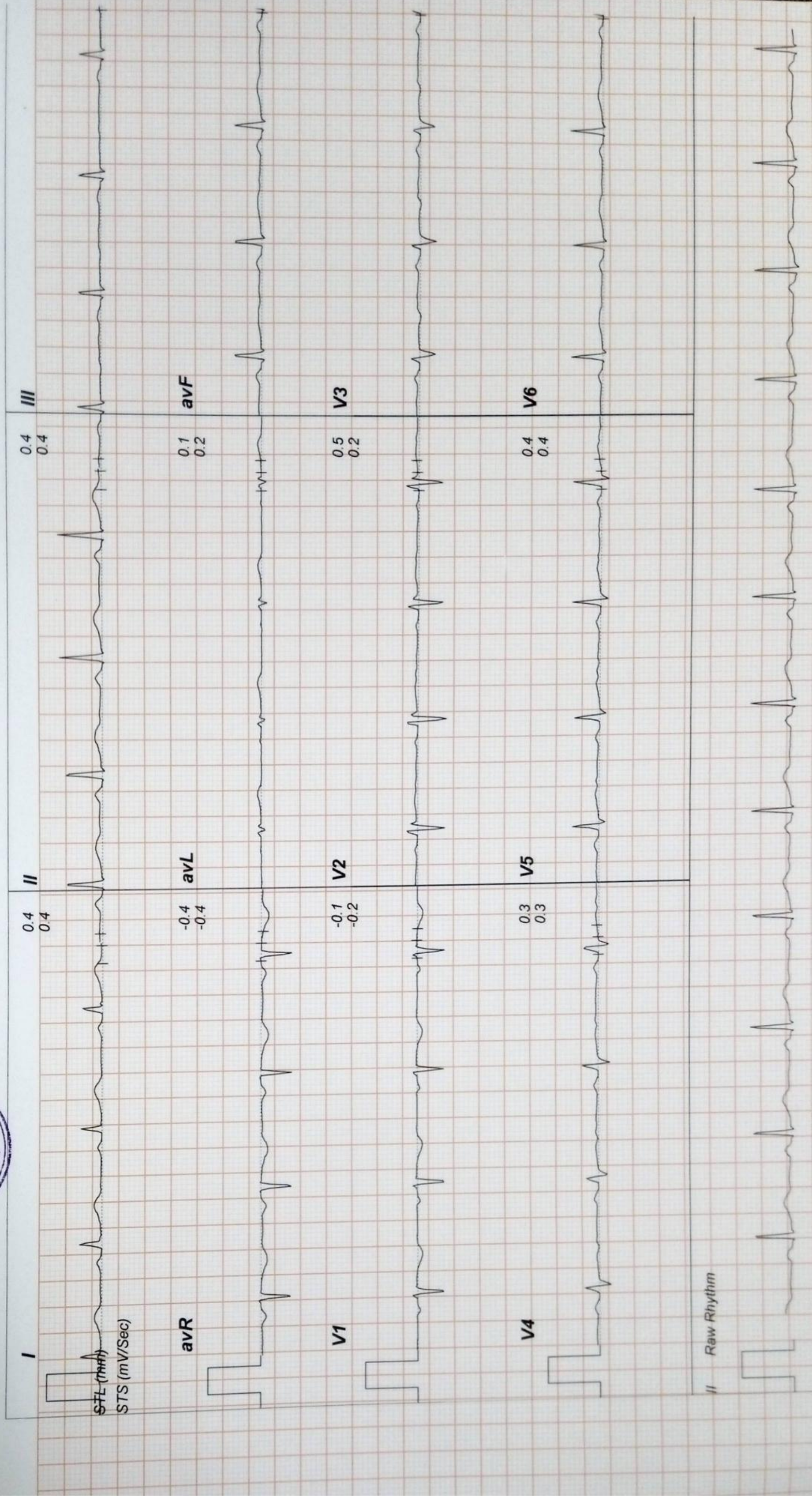
MICRO MED CHARTS

MURUGAN HOSPITALS
Chennai
22828 / MRS. SUGANTHI
Date: 03 / 09 / 2022 11:48:34 AM
STL (mV) 3.8
STS (mV/Sec) 0.1
MEIS 01.00
METS 01.11



Linked Medians Report STANDING

HR: 74 Target HR: 40% of 181 BP: 100/70 PostJ @80ms Ex Time: 01:00 Speed: 00.00 mph Grade: 00.00% 25 mm/Sec. 1.0 Cm/mV

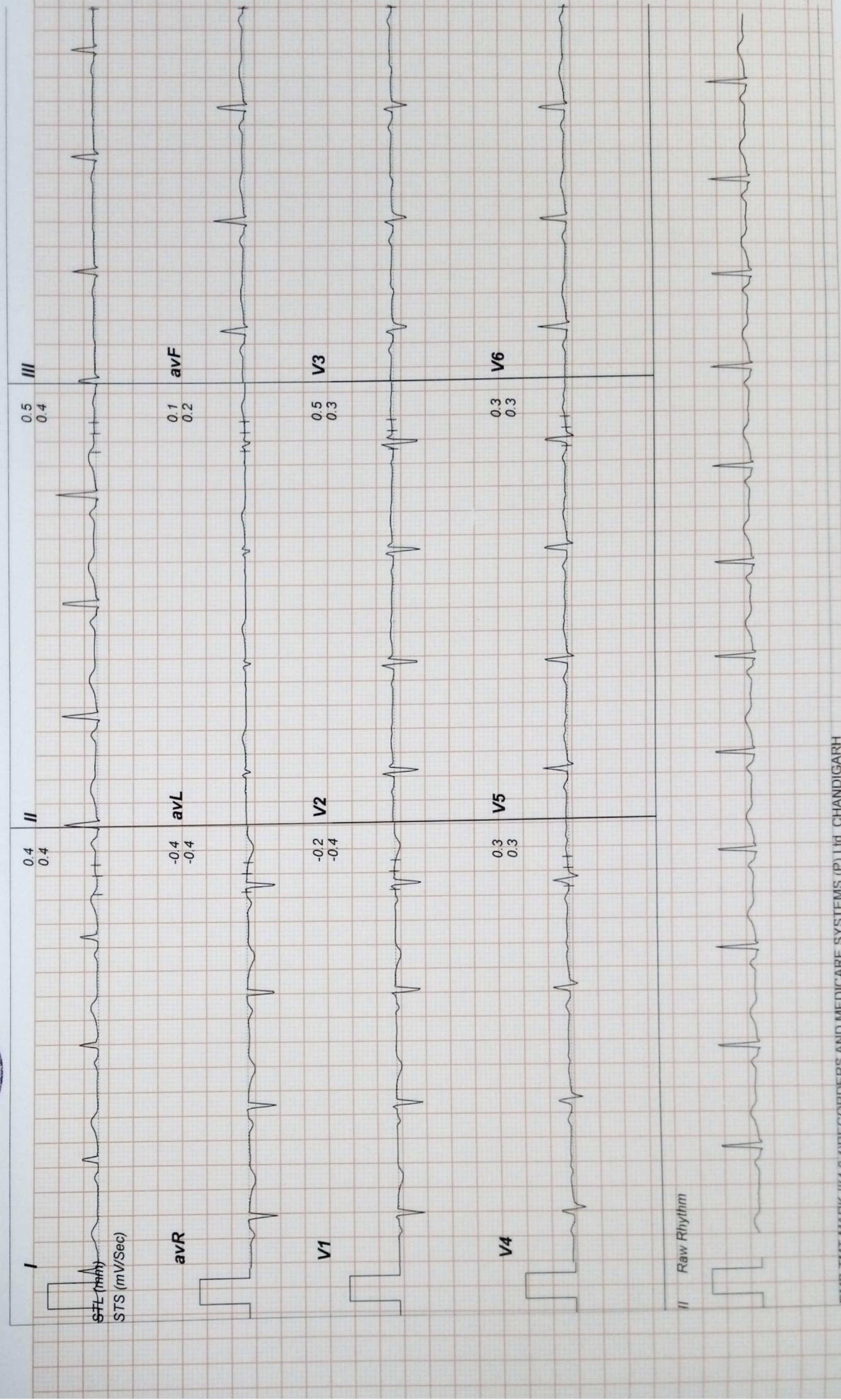


RMS TMT MARK-II(4 0.1) RECORDERS AND MEDICARE SYSTEMS (P) LTD. CHANDIGARH

MICRO MED CHARTS

MURUGAN HOSPITALS
Chennai
22828 / MRS. SUGANTHI / 37 YRS Female / 68 Kg / 152 Cm / Non Smoker
Date: 03 / 09 / 2022 11:48:34 AM HR: 81 Target HR: 44% of 181 BP: 100/70 PostJ @80ms ExTime : 01:08 Speed : 00.00 mph Grade : 00.00 % 25 mm/Sec. 1.0 Cm/mV

Linked Medians Report
HV
RMS



RMS TMT MARK-III(4 0.) RECORDERS AND MEDICARE SYSTEMS (P) Ltd, CHANDIGARH

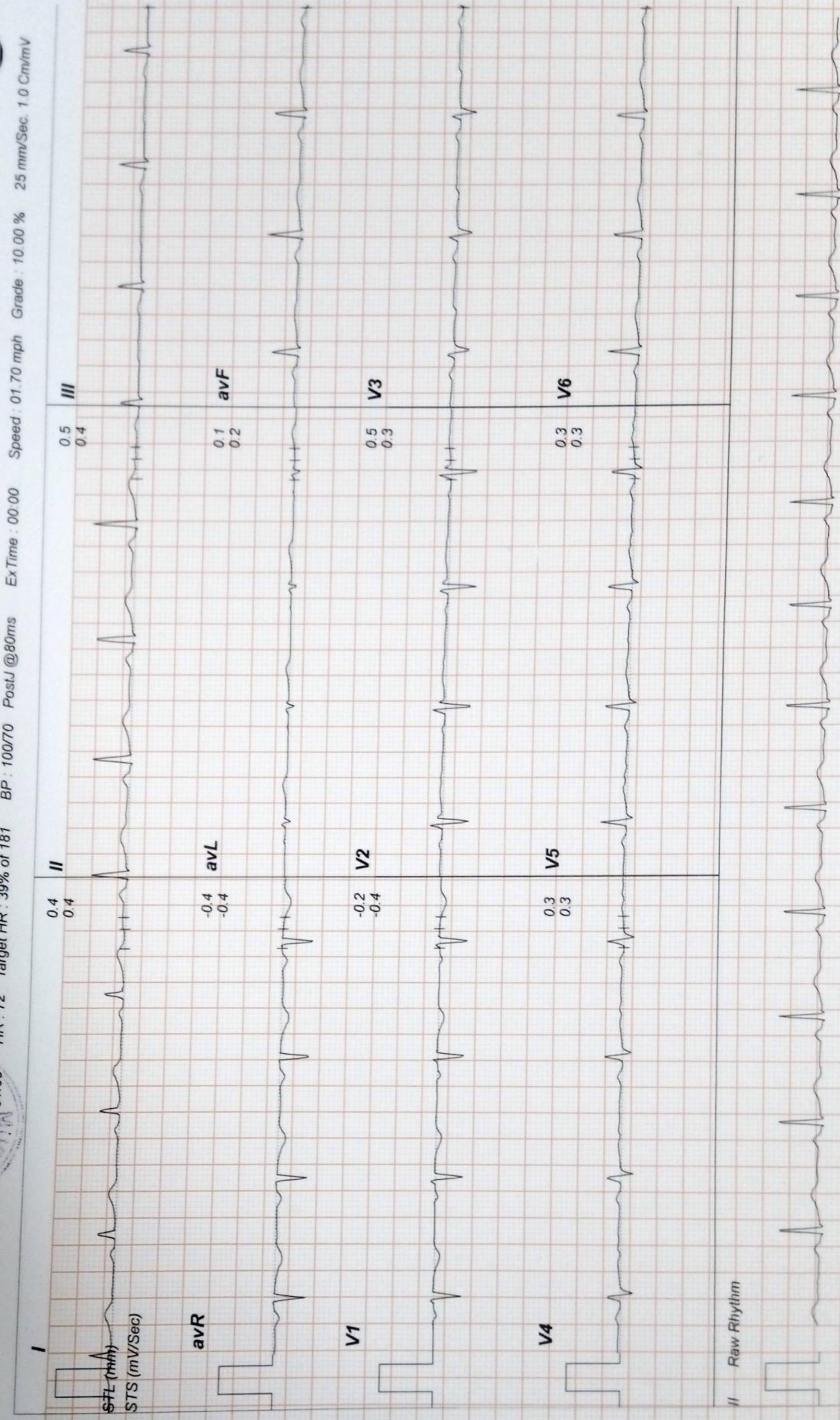
MICRO MED CHARTS

MURUGAN HOSPITALS
Chennai
22828 / MRS. SUGANTHI / 38 Yrs Female / 68 Kg / 152 Cm / Non Smoker
Date: 03 / 09 / 2022 11:48:34 AM
HR: 72 Target HR: 39% of 181 BP: 100/70 PostJ @80ms
METs: 01.00

Linked Medians Report
ExStit



Speed: 01.70 mph Grade: 10.00 % 25 mm/Sec. 1.0 Cm/mV



RMS TMT MARK-II(4 0.1)RECORDERS AND MEDICARE SYSTEMS (P) Ltd, CHANDIGARH

MICRO MED CHARTS

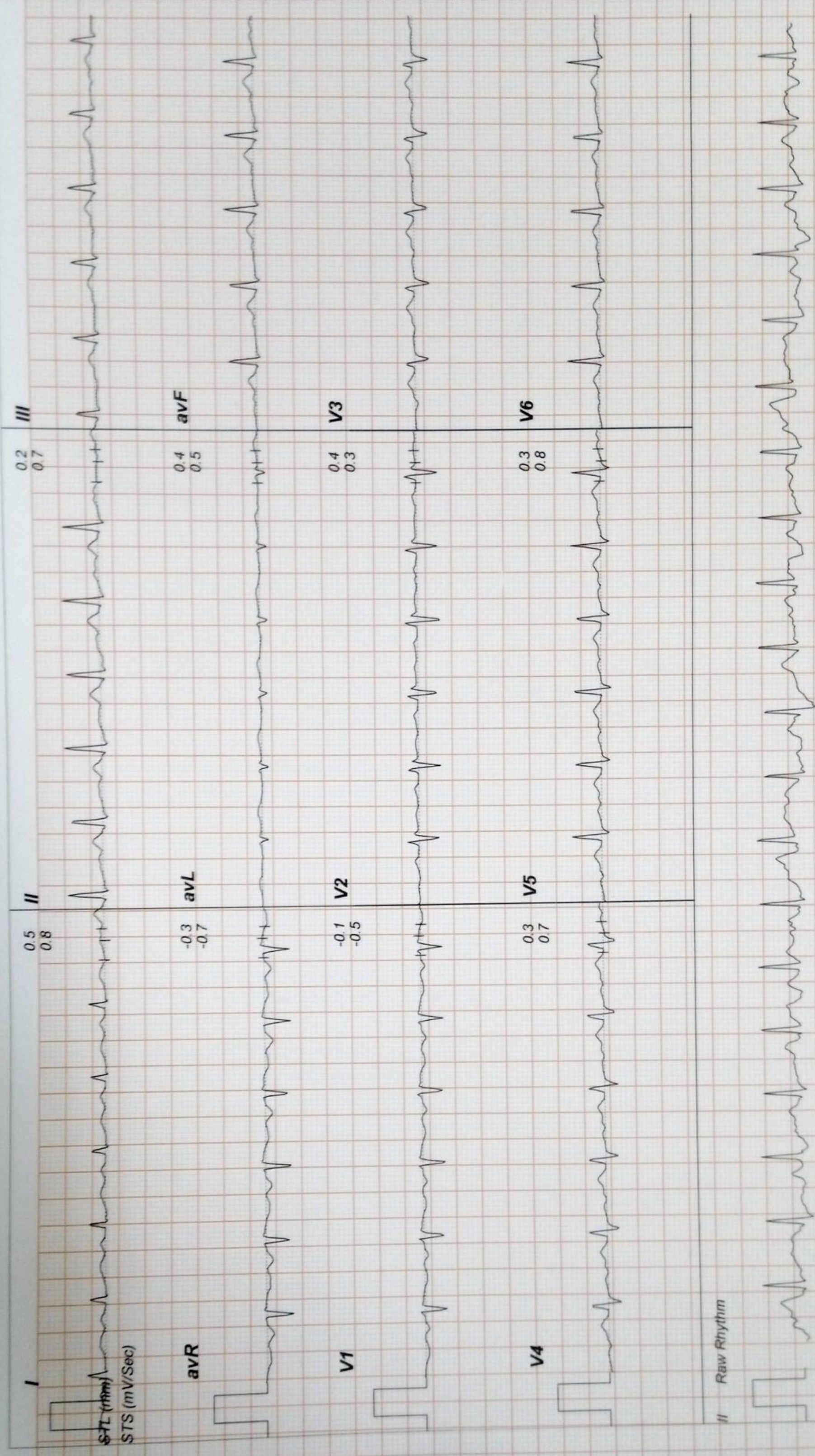
MURUGAN HOSPITALS

Chennai
22828 / MRS.SUGANTHI / 38 Yrs / Female / 68 Kg / 152 Cm / Non Smoker

Date: 03 / 09 / 2022 11:48:34 AM METs : 04.70 HR : 123 Target HR : 67% of 181 BP : 110/80 PostU @80ms Ex Time : 03:00 Speed : 01.70 mph Grade : 10.00 % 25 mm/Sec 1.0 Cm/mV

Linked Medians Report

BRUCE : Stage 1 (03:00)



RMS TMT MARK-II(4.0) RECORDERS AND MEDICARE SYSTEMS (P) Ltd. CHANDIGARH

MICRO MED CHARTS

MURUGAN HOSPITALS

Chennai

22828 / MRS.SUGANTHI / 38 Yrs / Female / 68 Kg / 152 Cm / Non Smoker

Date: 03 / 09 / 2022 11:48:34 AM METs : 07.10 HR : 154 Target HR : 85% of 181 BP : 110/80 PostJ @60ms Ex Time : 06:00 Speed : 02.50 mph Grade : 12.00 % 25 mm/Sec. 1.0 Cm/mV

Linked Medians Report
BRUCE : Stage 2 (03:00)



RMS TMT MARK-III 0.1 RECORDERS AND MEDICARE SYSTEMS (P) LTD, CHANDIGARH

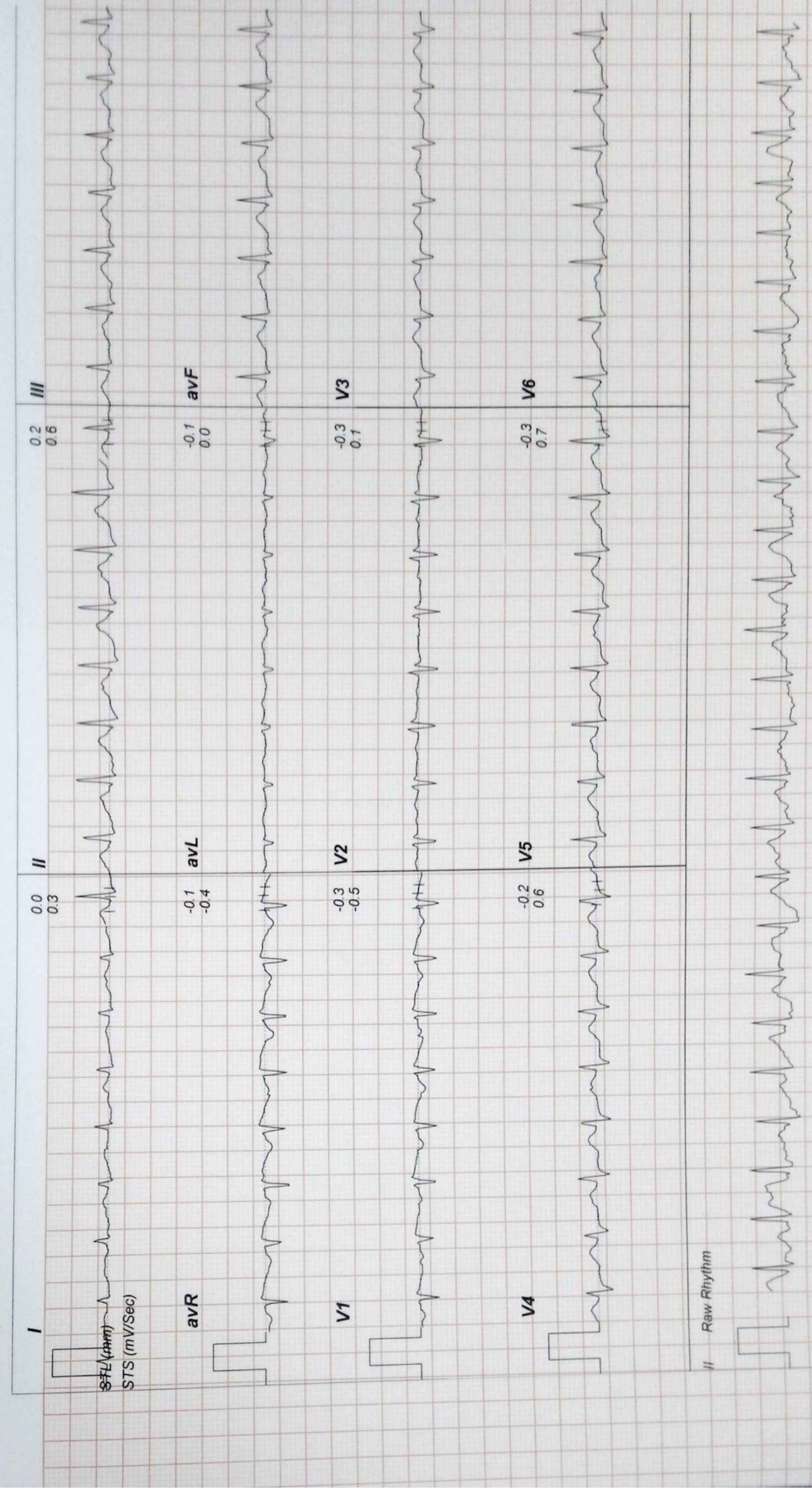
MICRO MED CHARTS

MURUGAN HOSPITALS
Chennai

22828 / MRS.SUGANTHI / 38 Yrs / female / 68 Kg / 152 Cm / Non Smoker

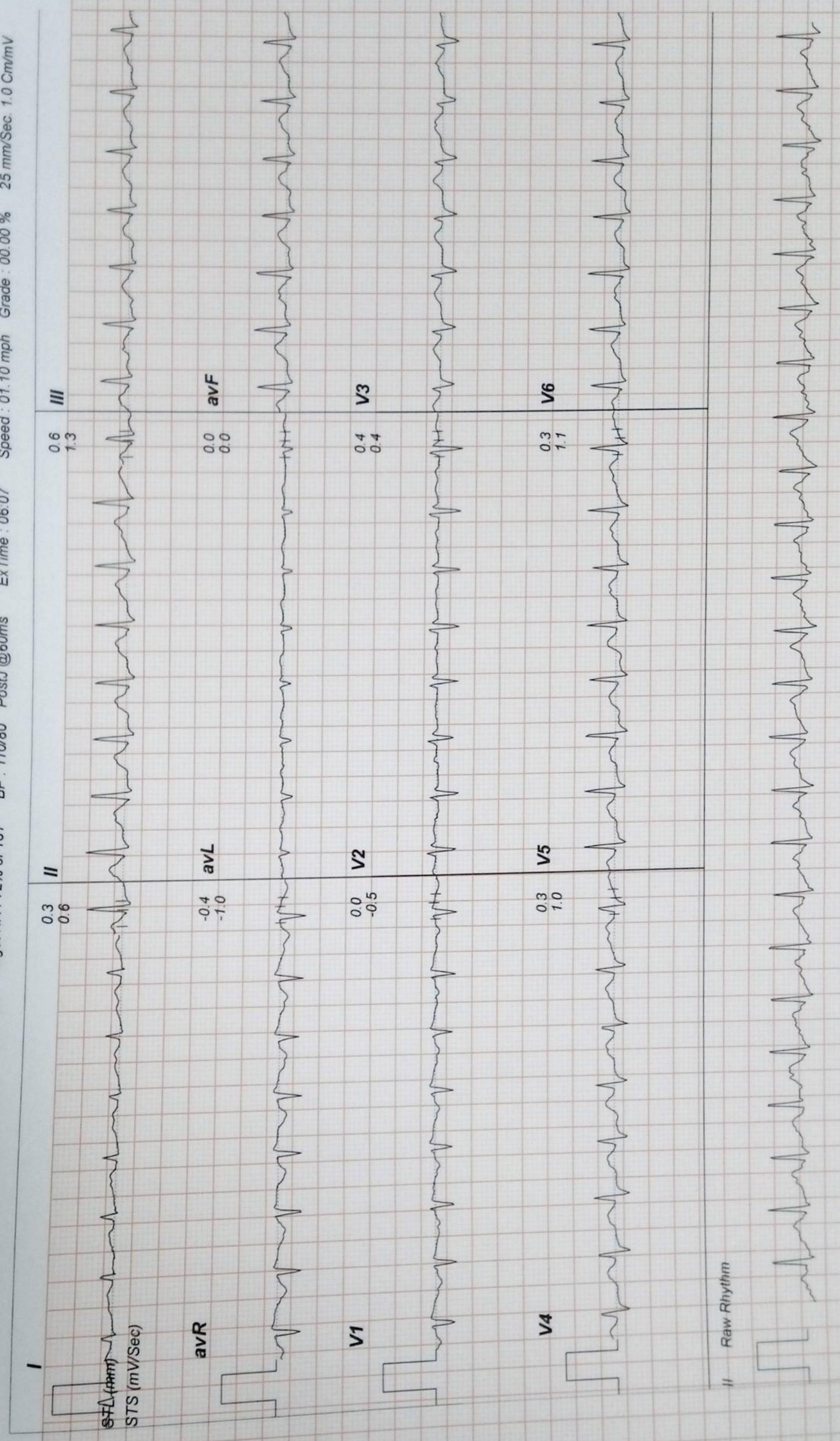
Date: 03/09/2022 11:48:34 AM METs: 07.20 HR: 154 Target HR: 85% of 181 BP: 110/80 PostJ @60ms ExTime: 06.07 Speed: 03.40 mph Grade: 14.00 % 25 mm/Sec. 1.0 Cm/mV

Linked Medians Report
PeakEx



RMS TMT MARK-II(4.0.1)RECORDERS AND MEDICARE SYSTEMS (P) Ltd. CHANDIGARH

MICRO MED CHARTS



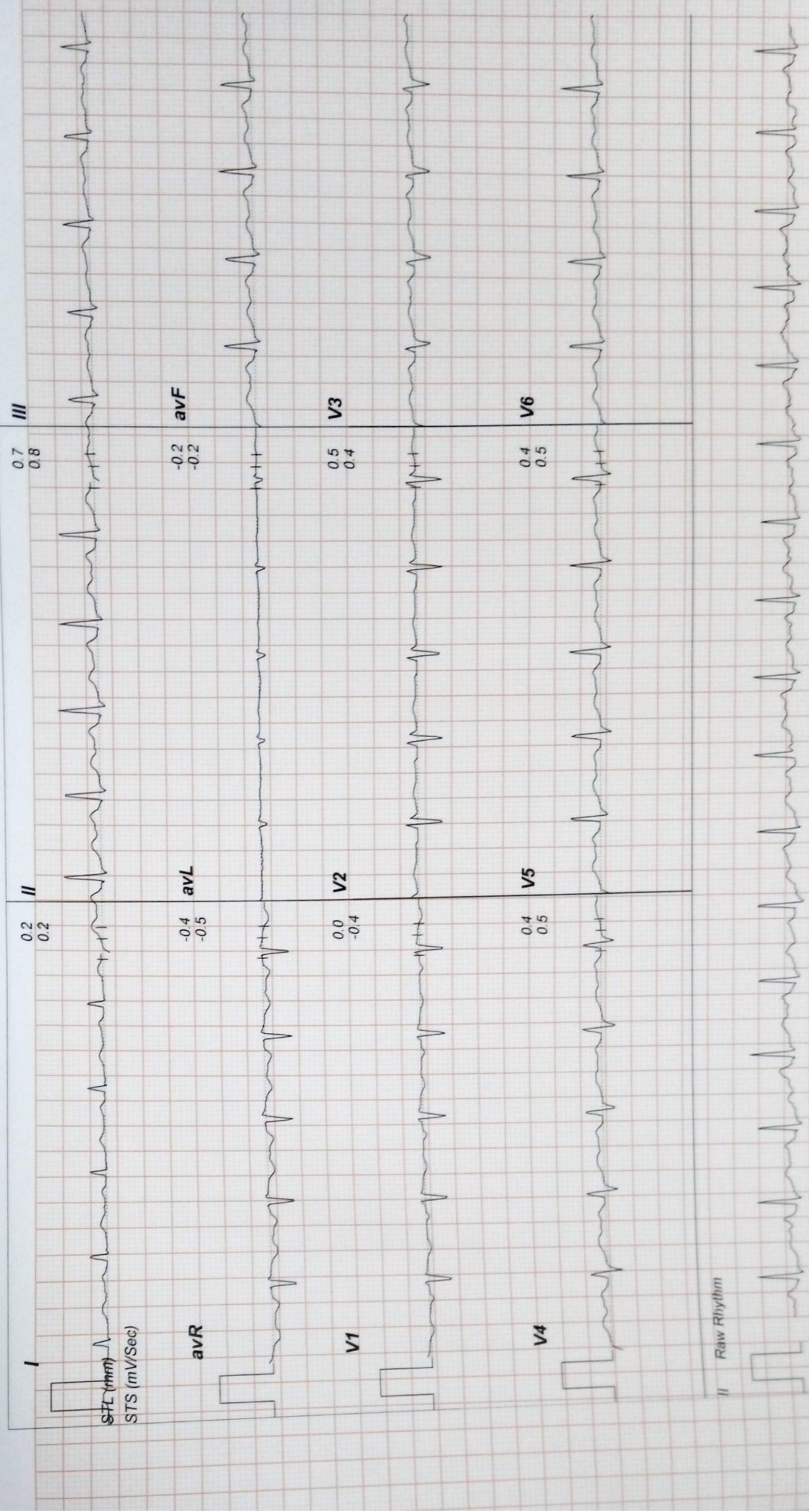


MURUGAN HOSPITALS

Linked Medians Report
Recovery : (03:00)

Chennai
22828 / MRS. SUGANTHI / 35 Yrs / Female / 68 Kg / 152 Cm / Non Smoker

Date: 03 / 09 / 2022 11:48:34 AM METs : 01.00 HR : 100 Target HR : 55% of 181 BP : 110/80 PostJ @80ms ExTime : 06:07 Speed : 01.10 mph Grade : 00.00 % 25 mm/Sec. 1.0 Cm/mV



RMS TMT MARK-III/4 0.1 RECORDERS AND MEDICARE SYSTEMS (P) LTD, CHANDIGARH

MICRO MED CHARTS

MURUGAN HOSPITALS

Chennai
22828 / MRS. SUGANTHI / 38 Yrs / Female / 68 Kg / 152 Cm / Non Smoker

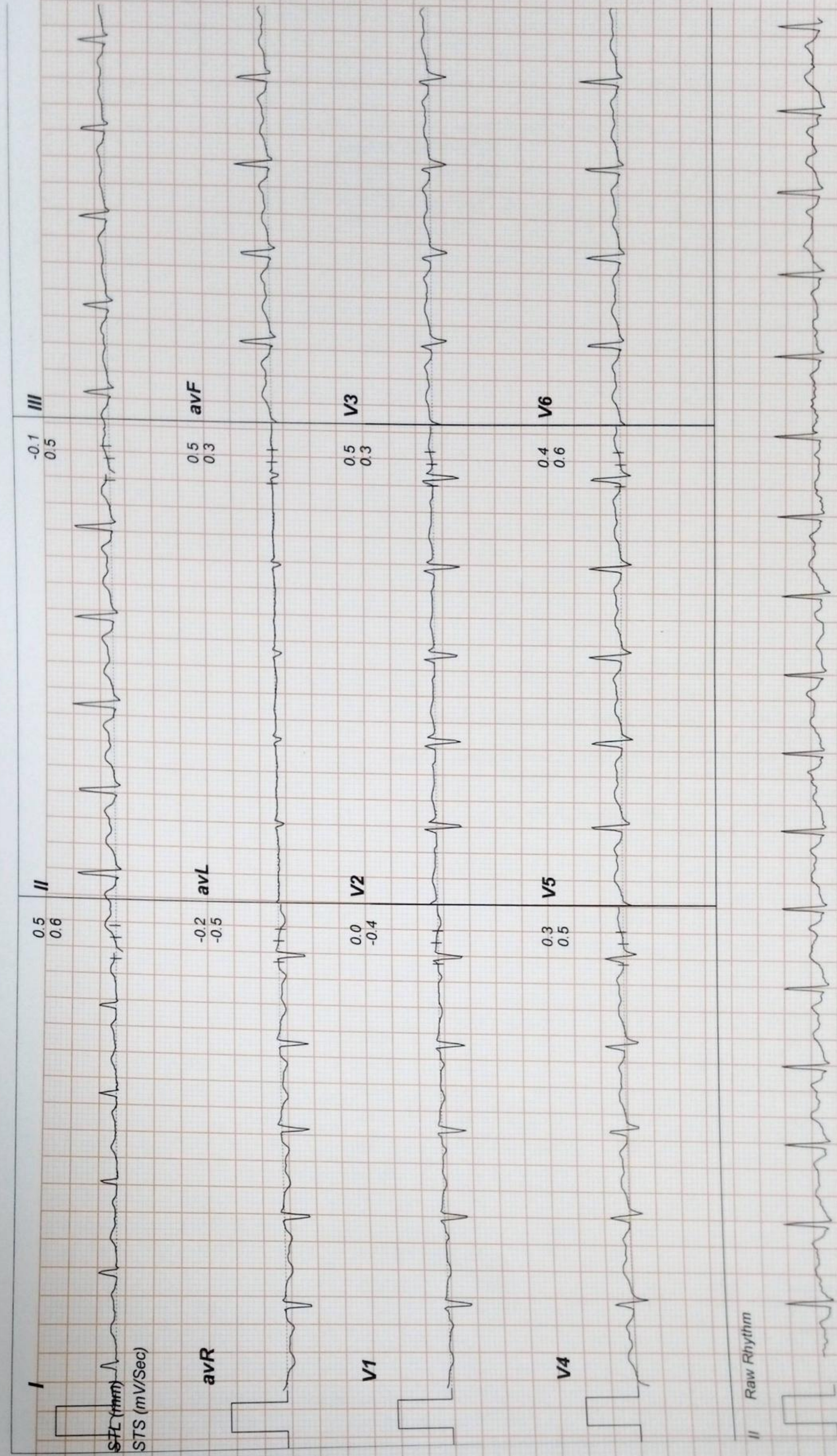
Date: 03 / 09 / 2022 11:48:34 AM METs : 01.00 HR : 98 Target HR : 54% of 181

BP : 110/80 PostJ @80ms

ExTime : 06.07

Speed : 01.10 mph Grade : 00.00 % 25 mm/Sec. 1.0 Cm/mV

Linked Medians Report
Recovery : (03:05)



RMS TMT MARK-II(4.0.1)RECORDERS AND MEDICARE SYSTEMS (P) Ltd, CHANDIGARH

MICRO MED CHARTS

Name: MRS. SUGANTHI
Patient ID: 22828

Age/Gender: 39/Female
Referred by: DR. ARUN PRAKASH

Test Summary - :

Stage	Stage Time Min:Sec	Speed (mph)	Grade %	METs	HeartRate (bpm)	B . P . (mmHg)	R.P.P x100	PVC	Comments
Supine				1.0	72	100/70	72	0	
Standing				1.0	76	100/70	76	0	
HV				1.0	80	100/70	80	0	
ExStart				1.0	81	100/70	81	0	
Stage 1	3:00	1.7	10.0	4.7	123	110/80	135	0	
Stage 2	3:00	2.5	12.0	7.1	154	110/80	169	0	
PeakEx	0:07	3.4	14.0	7.2	157	110/80	172	0	
Recovery	1:00	1.1	0.0	1.2	158	110/80	173	0	
Recovery	3:00	1.1	0.0	1.0	133	110/80	146	0	
Recovery	3:15	0.0	0.0	1.0	102	110/80	112	0	

FINDINGS:-

Exercise Time : 6:08 minutes
 Max HR attained : 155 bpm 86% of Target 181
 Max BP : 110/80
 Max WorkLoad attained : 7.2 (Fair Effort Tolerance)
 No Significant ST segment changes noted during exercise or recovery.
 No Angina/Arrhythmia/S3/murmur
 Final Impression : Test is Negative for inducible ischaemia.

ADVICE:-

SIDHARTHAN, MD, DM,
 Consultant Cardiologist
 DR. SIDHARTHAN 62979


Client Name : Mrs. Suganbhi Age : 38 Sex : F Date : 03/09/22 Reporting Pattern

Phase Name	Stage Name	Time in Stage	Speed (mph)	Grade (%)	Workload (METS)	HR (bpm)	BP (mmHg)	RPP
PRETEST	SUPINE	0	0	0	1.0	72	100/70	72
	SITTING							
	STANDING	0	0	0	1.0	76	100/70	76
	HYPERVENTILATION	0	0	0	1.0	80	100/70	80
	WARM UP							
EXERCISE	STAGE 1	3:00	1.7	10.0	4.7	123	110/80	135
	STAGE 2	3:00	2.5	12.0	7.1	154	110/80	169
	STAGE 3							
	STAGE 4							
	STAGE 5							
	PEAK EXERCISE	0:07	3.4	14.0	7.2	157	110/80	172
RECOVERY	RECOVERY	1:00	1.1	0.0	1.2	158	110/80	173
	RECOVERY	3:00	1.1	0.0	1.0	133	110/80	146
	RECOVERY	3:15	0.0	0.0	1.0	102	110/80	118
	RECOVERY							
	RECOVERY							

The protocol used - BRUCE
 Total Exercise Time - 6:08 min
 Maximum Blood Pressure - 110/80
 Maximum Workload - 7.2
 Maximum heart rate - 155 bpm
 Maximum predicted heart rate 86% 181
 Reason for termination -

Comments

Name & Address of the Cardiologist


SIDHARTHAN, MD, DM
 Consultant Cardiologist
 Reg. No. 62979
 Signature of the Cardiologist
 Qualification
 Code No.

Each stage should have 12 lead tracing with long lead II. Each lead should contain atleast three complexes. On separate individual paper each stage with relevant observations be recorded.



MURUGAN HOSPITALS

HEALING HANDS



SCAN REPORT

NAME : MRS.R.SUGANTHI
AGE /GENDER:38 YEARS/FEMALE
CONSULTANT: DR.ARUNPRAKASH

UHID : MH20220039703
IP/OP : OP
DATE : 03.09.2022

X-RAY CHEST (PA VIEW)

- The cardio thoracic ratio is normal
- The heart size and configuration are within normal limits
- The aortic arch is normal
- The lung fields show normal broncho- Vascular markings
- Both the pulmonary hila are normal in size
- The costophrenic and cardiophrenic recesses and the domes of diaphragm are normal
- The bones and soft tissues of the chest wall show no abnormality

IMPRESSION:

Normal Study



MEDICAL OFFICER

Healing Hearts and Lives

264/125, Kilpauk Garden Road, Kilpauk, Chennai - 600 010. Phone : +91 44 4644 8989 / 75500 53335
Email : muruganhosp@gmail.com | Website : www.muruganhospitals.in



MURUGAN HOSPITALS

HEALING HANDS



LAB REPORT

Patient Name : Mrs. R.SUGANTHI
Age / Gender : 38-Years / Female
UHID ID : MH20220039703
Doctor Name : Dr. ARUN PRAKASH

OP Report No. : INVA2106940
Bill No. : INV2203644
Sample Date : 03/09/2022 - 01:01 PM
Report Date : 03/09/2022 - 10:23 PM

Test Name	Result	Units	Reference Interval
ENDOCRINOLOGY			
T3	0.749	ng/ml	0.52-1.85
T4	6.099	ug/dl	5.0 -13.0 ug/dl
TSH	2.097	uIU/ml	0.39 - 6.16 uiu/ml

KAVIYARASAN
Verified by

*** End of Report ***

Authorized Signature

Healing Hearts and Lives

264/125, Kilpauk Garden Road, Kilpauk, Chennai - 600 010.
Phone : +91 44 4644 8989 / 75500 53335 | Email : muruganhosp@gmail.com
Website : www.muruganhospitals.in



LAB REPORT

NAME :	MRS. SUGANTHI	SAMPLE NO :	382276948
PIN :	AND22380115224	COLLECTED ON :	03/09/2022 05:38 PM
AGE/GENDER :	38 Year(s)/Female	RECEIVED ON :	03/09/2022 05:38 PM
REFERRED BY :	Dr.NINON .	REPORTED ON :	06/09/2022 08:57 AM
CLIENT NAME :	MURUGAN HOSPITAL	REPRINT DATE :	06/09/2022 08:57 AM

Liquid PAP smear (by Liquid Based Cytology)

CYTOLOGY NO.

C 12027 / 2022

SPECIMEN

Liquid based pap smear

MICROSCOPIC FINDINGS

Moderately cellular smear showing scattered superficial squamous cells, intermediate squamous cells, and admixed with few scattered inflammatory cells in the background.

INTERPRETATION :


Adequacy of the Smear - Satisfactory for evaluation.
Cellular components of the transformation zone are - Absent.
Reactive cellular changes - Absent.
Infective organisms - Absent.
Squamous cell abnormalities - Nil.
Other cells (Endometrial & mesenchymal) - Nil.

IMPRESSION

Negative for intraepithelial lesion or malignancy. (Mode of reporting : Bethesda system 2014)

-- End of Report --

Prof. Geetha Devadas DCP, MD path
Prof. Chandramouleeswari MD path
Dr. Indumathi DCP, MD path, DNB path
Dr. Arun Prabhakaran MD
Dr. Varsha DCP., DNB (Pathology)
Dr. Anshulekha patel, M.D., PDF (Oncopathology)


Dr. Kavvya R
M.D Pathology

Page 1 / 1

Healing Hearts and Lives

264/125, Kilpauk Garden Road, Kilpauk, Chennai - 600 010.
Phone : +91 44 4644 8989 / 75500 53335 | Email : muruganhosp@gmail.com
Website : www.muruganhospitals.in



MURUGAN HOSPITALS

HEALING HANDS



LAB REPORT

Patient Name : Mrs. R.SUGANTHI
Age / Gender : 38-Years / Female
UHID ID : MH20220039703
Doctor Name : Dr. ARUN PRAKASH

OP Report No. : INVA2106940
Bill No. : INV2203644
Sample Date : 03/09/2022 - 01:01 PM
Report Date : 03/09/2022 - 10:23 PM

Test Name	Result	Units	Reference Interval
-----------	--------	-------	--------------------

BIO CHEMISTRY

BLOOD SUGAR POST PRANDIAL	108	mgs/dl	80- 160
---------------------------	-----	--------	---------

NITHYALAB

Verified by

*** End of Report ***

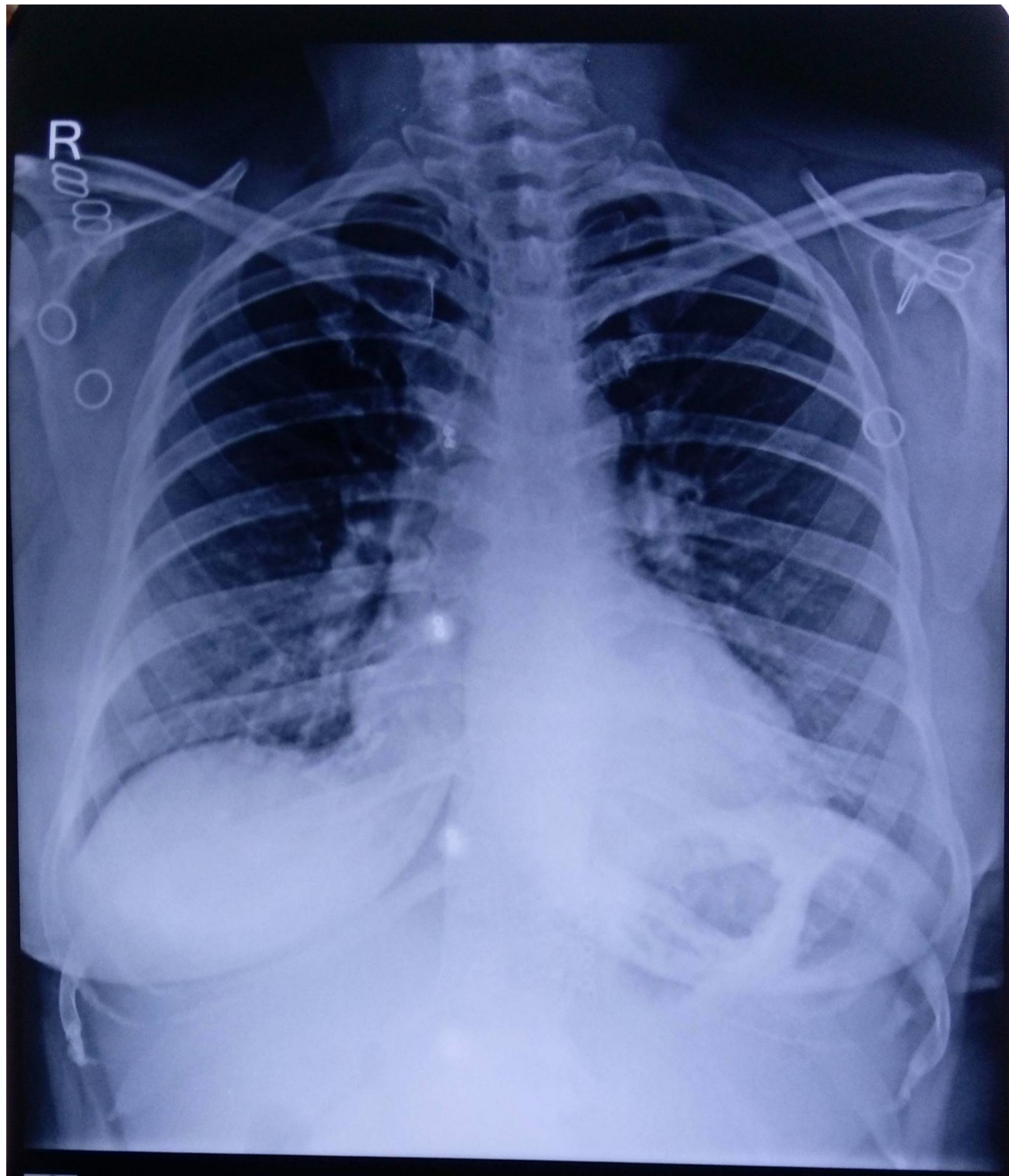


Page 1 of 1

Healing Hearts and Lives

264/125, Kilpauk Garden Road, Kilpauk, Chennai - 600 010.
Phone : +91 44 4644 8989 / 75500 53335 | Email : muruganhosp@gmail.com
Website : www.muruganhospitals.in

Scanned by TapScanner



Scanned by TapScanner