

भारत सरकार
GOVERNMENT OF INDIA
विकाश रंजन
Vikash Ranjan
जन्म तिथि/ DOB: 22/08/1983
पुरुष / MALE
9444 0971 7521
मेरा आधार, मेरी पहचान

[Handwritten Signature]

[Handwritten Signature]
Dr. P. C. Dubey
MD (Path), PGDMLS (Pune),
DMA (Apatol),
Chief Pathologist
REG. No. - 200787

MEDIFIRST DIAGNOSTICS
BISTUPUR, JAMSHEDPUR
Mob:- 7479422411

EKG



138 / VIKASH RANJAN / 38 Yrs / M / 170Cms. / 68Kgs. / Non Smoker
Heart Rate : 74 bpm / Tested On : 21-Sep-21 09:30:03 / HF 0.05 Hz - LF 100 Hz / Notch 50 Hz / Sn 1.00 Cm/mV / Sw 25 mm/s

Amplitudes (µV)	I	II	III	avR	avL	avF	V1	V2	V3	V4	V5	V6
P+	61	105	88	0	27	93	89	97	92	83	70	63
P-	0	0	0	-79	-37	0	0	0	0	0	0	0
Q	-58	-95	-58	0	-176	-76	-21	0	0	0	-75	-85
R	612	1490	921	66	114	1205	978	976	508	1726	1767	1356
S	0	-170	-199	-1028	0	-184	-1024	-604	-1473	-282	-161	-84
R'	0	0	0	70	0	0	0	0	0	0	0	0
S'	0	0	0	0	0	0	0	0	0	0	0	0
R''	0	0	0	0	0	0	0	0	0	0	0	0
T+	218	494	281	0	0	387	929	868	278	770	535	403
T-	0	0	0	-353	-34	0	0	0	0	0	0	0
ST60	44	130	85	-87	-20	107	291	273	128	199	128	93
STL	0.2	1.1	0.9	-0.7	-0.3	1.0	2.1	2.2	0.9	1.9	1.3	0.9
STs(mV/s)	0.0	0.1	0.0	-0.1	0.0	0.1	0.1	0.1	0.1	0.1	0.1	0.1

Intervals (ms)	Durations (ms)	Axis
RR	404	P° 67
PR	124	QRS° 63
QT	354	T° 64
QTc	379	

MEDIFIRST DIAGNOSTICS
BISTUPUR, JAMSHEDPUR
Mob: 7479422411

V. Biswas
DR. S. BISWAS
MBBS, MD.
Reg No. 14798

ECG



138 / VIKASH RANJAN / 38 Yrs / M / 170Cms. / 68Kgs. / Non Smoker
Heart Rate : 74 bpm / Tested On : 21-Sep-21 09.30.03 / HF 0.05 Hz - LF 100 Hz / Notch 50 Hz / Sn 1.00 Cm/mV / Sw 25 mm/s



Vent Rate : 74 bpm
PR Interval : 124 ms
QRS Duration : 76 ms
QT/QTc Int : 354/379 ms
P-QRS-T axis: 67.00 • 63.00 • 64.00
Allengers ECG (Pisces)(PIS215190517)

MEDIFIRST DIAGNOSTICS
BISTUPUR, JAMSHEDPUR
Mob: 7479422411

X. Biswas

DR. S. BISWAS
MBBS, MD.

Reg No. 14798



2103 / VIKASH RANJAN / 38 Yrs / M / 170 Cms / 68 Kg Date: 21-Sep-2021

Stage	Time	Duration	Belt Speed (mph)	Elevation	METS	Rate	%THR Achieved	BP	RPP	PVC	Comments
Supine	00:17	0:16	00.0	00.0	01.0	076	42 %	118/80	089	00	
Standing	00:31	0:14	00.0	00.0	01.0	072	40 %	118/80	084	00	
HV	00:56	0:25	00.0	00.0	01.0	072	40 %	118/80	084	00	
Warm Up	01:10	0:14	00.0	00.0	01.0	075	41 %	120/80	090	00	
ExStart	01:27	0:17	01.0	00.0	01.0	089	49 %	123/84	109	00	
BRUCE Stage 1	04:27	3:00	01.7	10.0	04.7	149	82 %	127/88	189	00	
BRUCE Stage 2	07:27	3:00	02.5	12.0	07.1	172	95 %	131/92	225	00	
BRUCE Stage 3	10:27	3:00	03.4	14.0	10.2	190	104 %	134/95	254	00	
PeakEx	10:38	0:11	04.2	16.0	10.4	191	105 %	137/99	261	00	
Recovery	13:37	3:00	00.0	00.0	01.0	101	55 %	134/93	135	00	
Recovery	13:40	3:02	00.0	00.0	01.0	101	55 %	132/90	133	00	

Findings :

Exercise Time : 09:11
 Max HR Attained : 191 bpm 105% of Target 182
 Max BP Attained : (Sys) 137/99
 Max Workload Attained : 10.4 Good response to induced stress
 Max ST Dep Lead & Value : II & -2.1 mm in Stage 2 mm
 Test End Reasons : Test Complete, Heart Rate Achieved

MEDICAL DIAGNOSTICS
 BISTUPUR, JANSHEDEPUR
 Mob: 7479422411

DR. S. BISWAS
 MBBS, MD
 Page No 14798

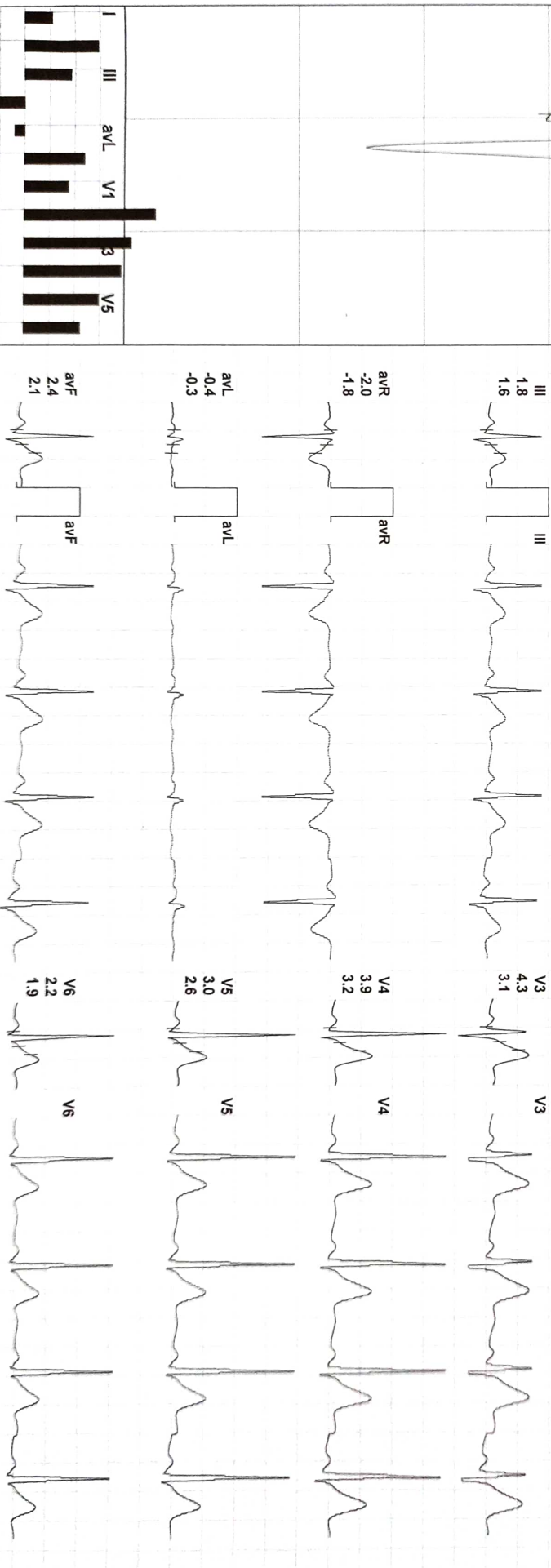
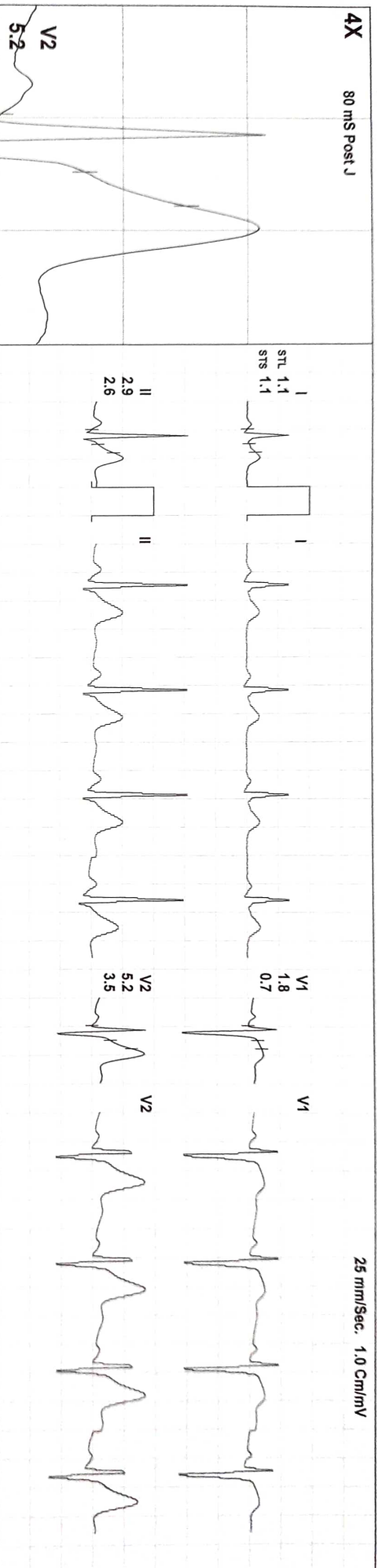
2103 / VIKASH RANJAN / 38 YRS / M / 170 Cms / 68 Kg / HR : 76

Date: 21-Sep-2021 10:31:44 AM METS: 1.0/ 76 bpm 41% of THR BP: 118/80 mmHg Combined Medians/ BLC On/ Notch On/ HF 0.05 Hz/LF 100 Hz

EXTime: 00:16 0.0 mph, 0.0%

4X 80 MS Post J

25 mm/Sec. 1.0 Cm/mV



REMARKS:

MEDIFIRST DIAGNOSTICS
 BISTUPUR, JANSHEDIPUR
 Mob: 769224199403(R)Allengers


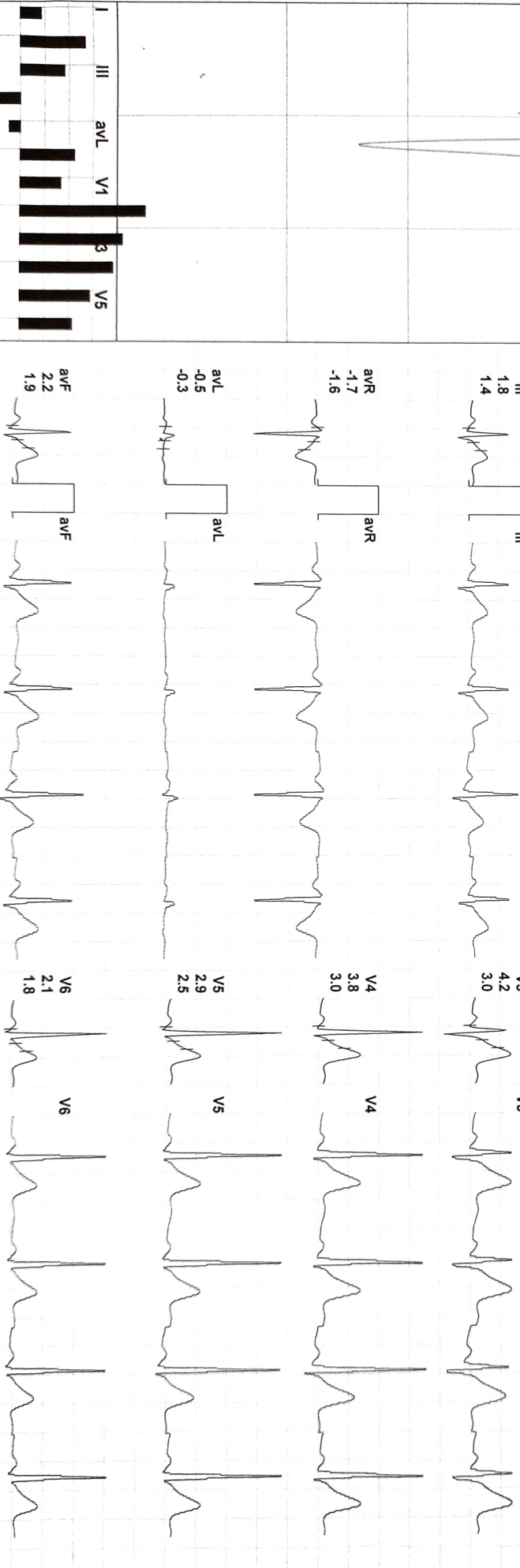
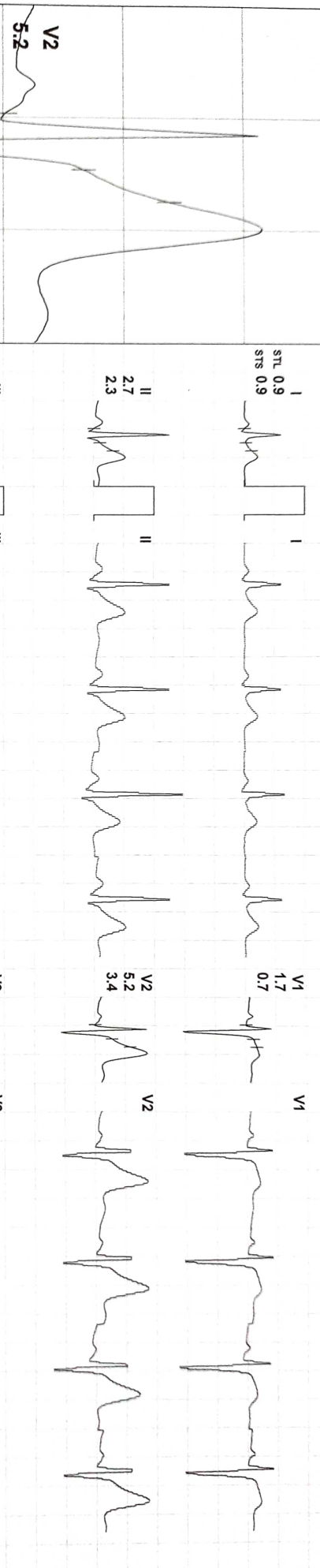
2103 / VIKASH RANJAN / 38 Yrs / M / 170 Cms / 68 Kg / HR : 72

Date: 21-Sep-2021 10:31:44 AM METS: 1.0/ 72 bpm 39% of THR BP: 118/80 mmHg Combined Medians/ BLC On/ Natch On/ HF 0.05 HZ/LF 100 HZ

ExTime: 00:30 0.0 mph, 0.0%

4X 50 ms Post J

25 mm/Sec. 1.0 Cm/mV



REMARKS:

MEDIFIRST DIAGNOSTICS
 RISTUPUR, JAMSHEDPUR
 7470422411
 (GEM214190403AMR)Zillengers

Standing



2103 / VIKASH RANJAN / 38 Yrs / M / 170 Cms / 68 Kg / HR : 72

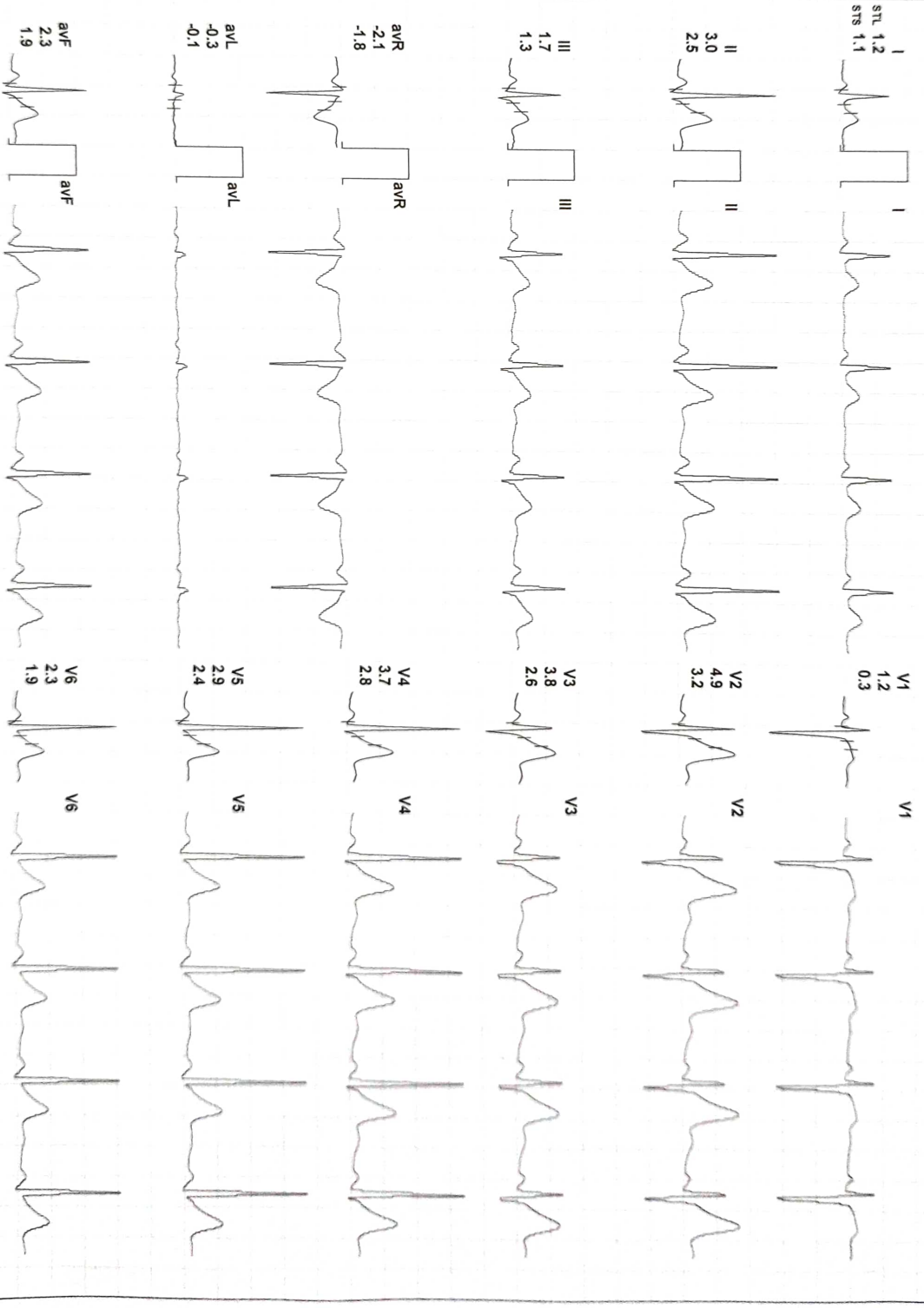
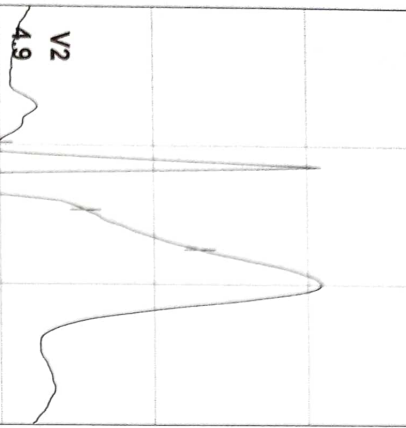
Date: 21-Sep-2021 10:31:44 AM METS: 1.0/ 72 bpm 39% of THR BP: 118/80 mmHg Combined Medians/ BLC On/ Notch On/ HF 0.05 Hz/LF 100 Hz

EXTIME: 00:55 0.0 mph, 0.0%

HV




4X 50 mS Post J



25 mm/Sec. 1.0 Cm/mV

REMARKS:



MEDIFIRST DIAGNOSTICS
 RISTUPUR, JANSHEPPUR
 GEM21419402020/Alhengers
 Mob: 9940202020

Warm Up



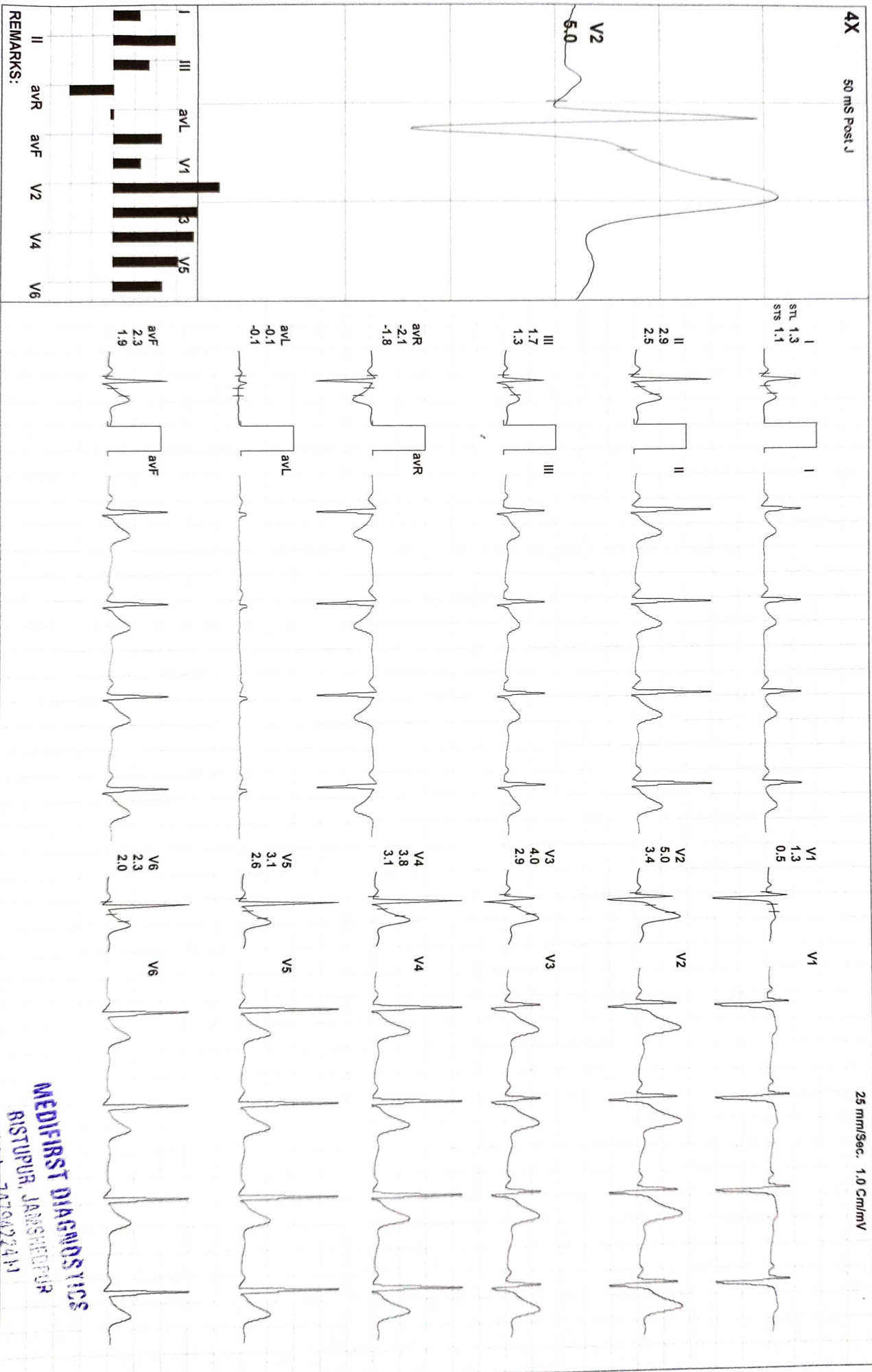
2103 / VIKASH RANJAN / 38 YRS / M / 170 Cms / 68 Kg / HR : 75

Date: 21-Sep-2021 10:31:44 AM METS: 1.0/ 75 bpm 41% of THR BP: 120/80 mmHg Combined Medians/ BLC On/ Notch On/ HF 0.05 Hz/LF 100 Hz

ExTime: 01:09 0.0 mph, 0.0%

4X 50 mS Post J

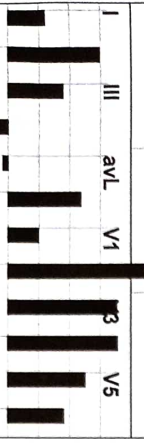








25 mm/Sec. 1.0 Cm/mV



MEDIFIRST DIAGNOSTICS
 RISTUPUR, JANGHERPUR
 747002411

4X 60 ms Post J

25 mm/Sec. 1.0 Cm/mV



REMARKS:

MEDIAFIRST DIAGNOSTICS
JALMASHEDPUR

(GEM21419943)P/RR/AL/engrs.22414
Mob: 74199422414

BRUCE: Stage 1(3:00)



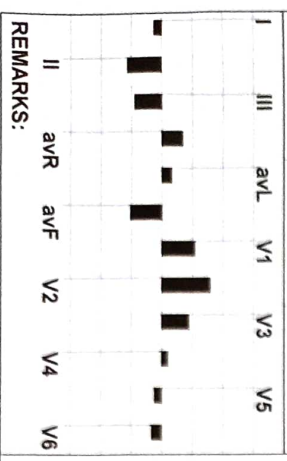


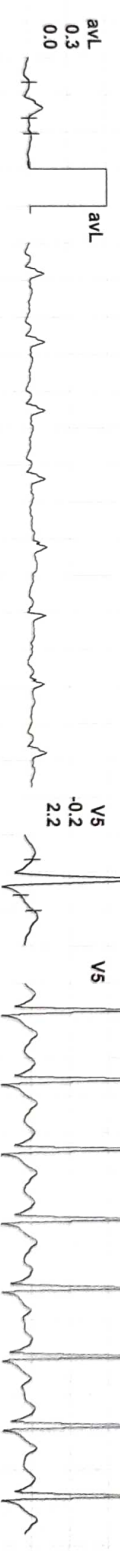
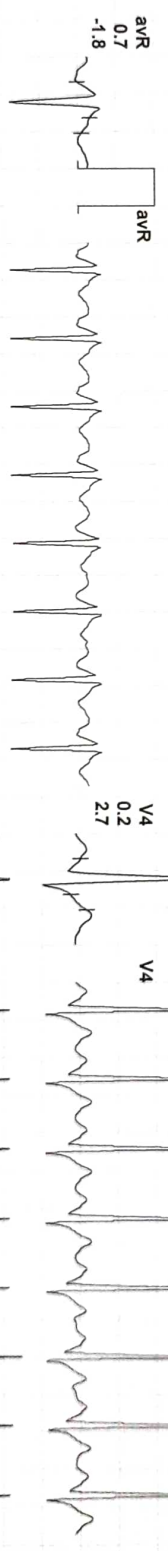
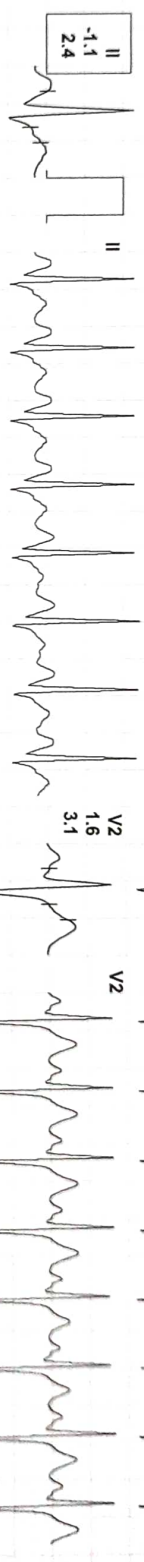

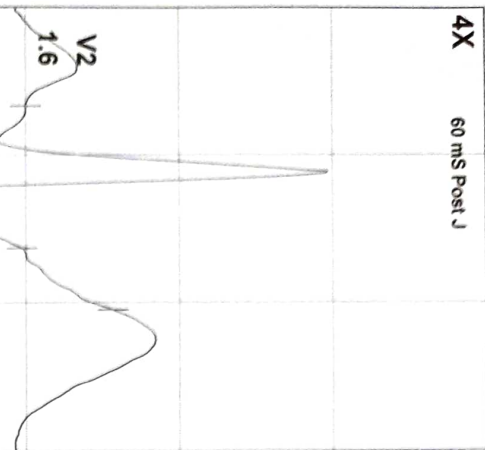
2103 / VIKASH RANJAN / 38 YRS / M / 170 Cms / 68 Kg / HR : 149

Date: 21-Sep-2021 10:31:44 AM METS: 4.7 / 149 bpm 81% of THR BP: 127/88 mmHg Combined Medians/ BLC On/ Notch On/ HF 0.05 Hz/LF 100 Hz

4X 60 mS Post J

25 mm/Sec. 1.0 Cm/mV

ExTime: 03:00 1.7 mph, 10.0%



REMARKS:

MEDIFIRST DIAGNOSTICS

BEHIND THE SCENES
Rajalengars
Mob: 7479422411



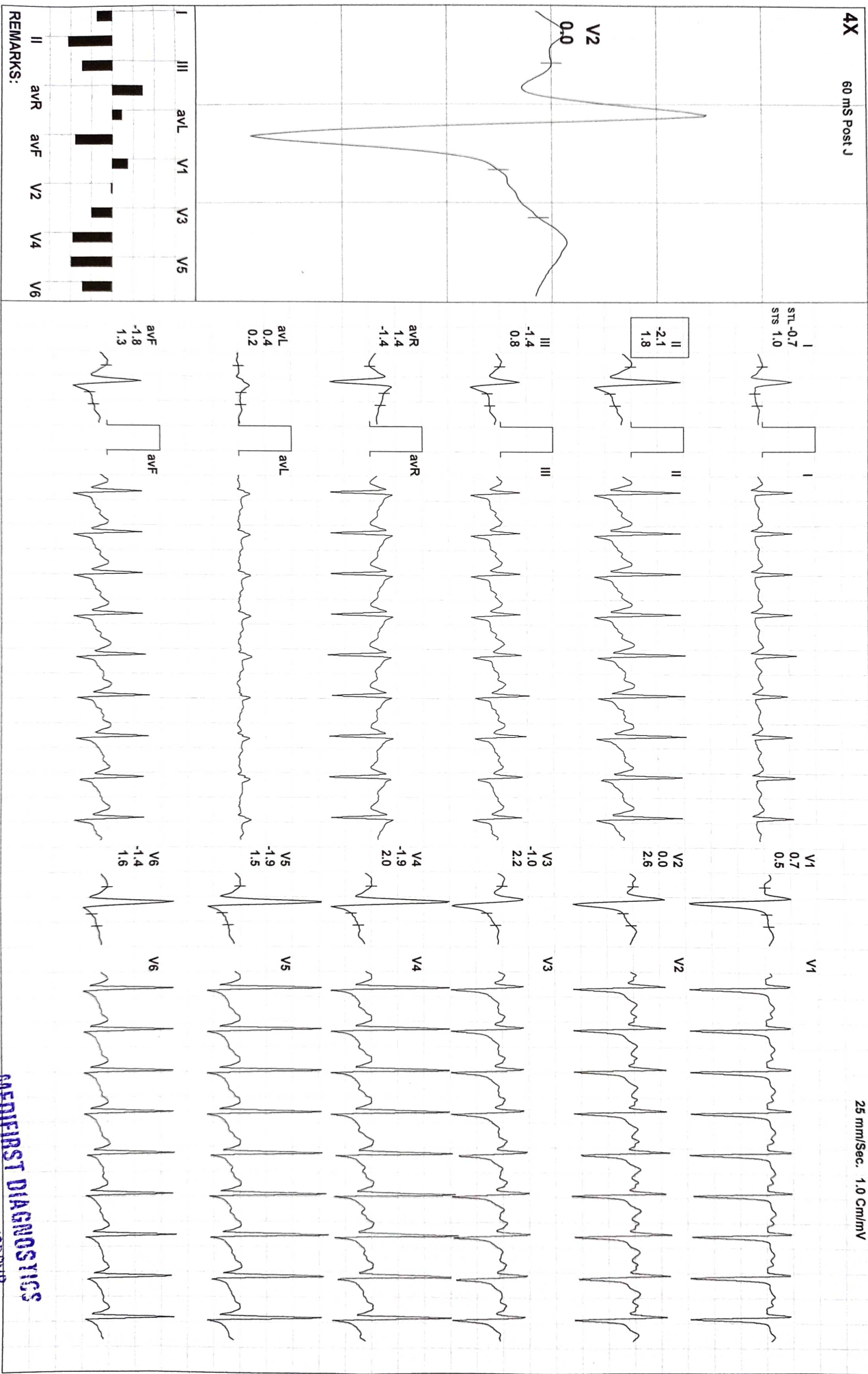
2103 / VIKASH RANJAN / 38 Yrs / M / 170 Cms / 68 Kg / HR : 172

Date: 21-Sep-2021 10:31:44 AM METS: 7.1/172 bpm 94% of THR BP: 131/92 mmHg Combined Medians/ BLC On/ Notch On/ HF 0.05 Hz/LF 100 Hz

ExTime: 06:00 2.5 mph, 12.0%

4X 60 ms Post J

25 mm/Sec. 1.0 Cm/mV

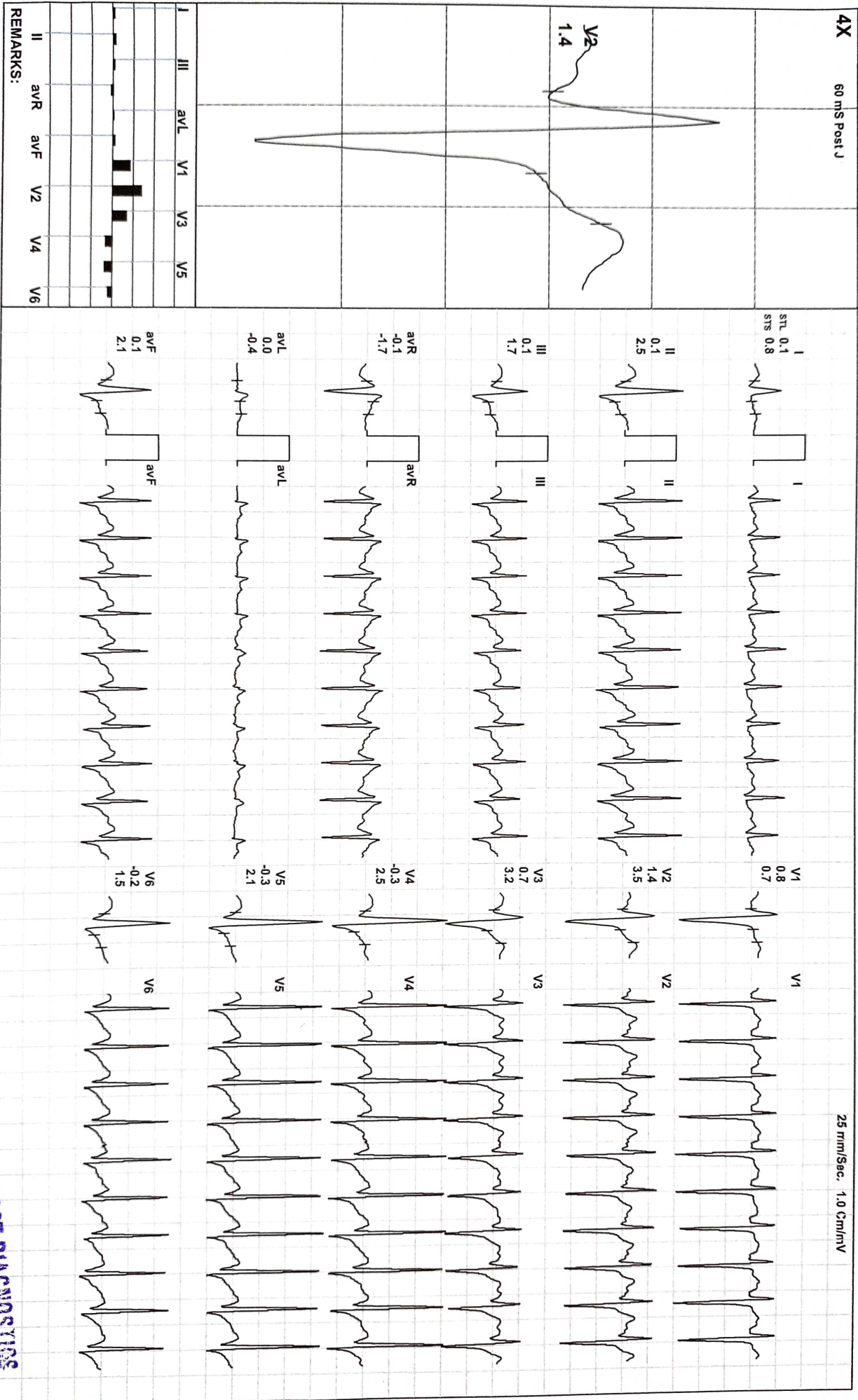


MEDI-FIRST DIAGNOSTICS
 (GEN) 2141904030R/ANILGESH D P UR
 BISTOPOR/ANILGESH D P UR
 Mob: 7479422411

Date: 21-Sep-2021 10:31:44 AM

MEETS: 10.2 / 190 bpm 104% of THR BP: 134/95 mmHg Combined Medians/ BLC On/ Notch On/ HF 0.05 Hz/LF 100 Hz

EXTIME: 09:00 3.4 mph, 14.0%



25 mm/Sec. 1.0 Cm/mV

(GEM2) **MediFast** DIAGNOSTICS
 Challengers
 BISTUPUR, JAMSHEDPUR

MOB: 7479422434



Date: 21-Sep-2021 10:31:44 AM

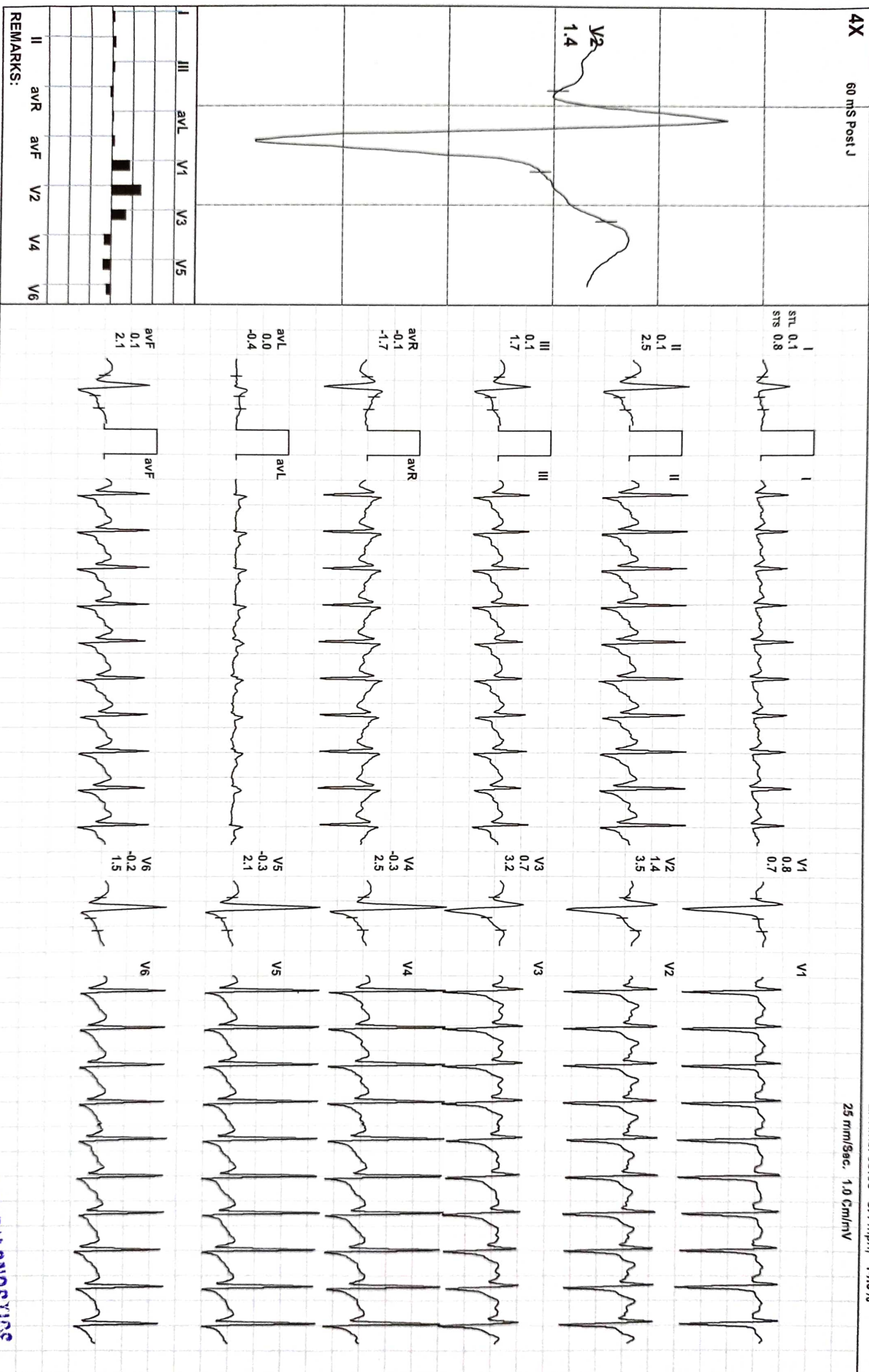
METS: 10.2/ 190 bpm 104% of THR

BP: 134/95 mmHg Combined Medians/ BLC Or/ Notch Or/ HF 0.05 Hz/LF 100 Hz

EXTime: 09:00 3.4 mph, 14.0%

4X 60 mS Post J

25 mm/Sec. 1.0 Cm/mV



REMARKS:

2103 / VIKASH RANJAN / 38 Yrs / M / 170 Cms / 68 Kg / HR : 191

Date: 21-Sep-2021 10:31:44 AM METS: 10.4/191 bpm 104% of THR BP: 137/99 mmHg Combined Medians/ B/C On/ Notch On/ HF 0.05 Hz/LF 100 Hz

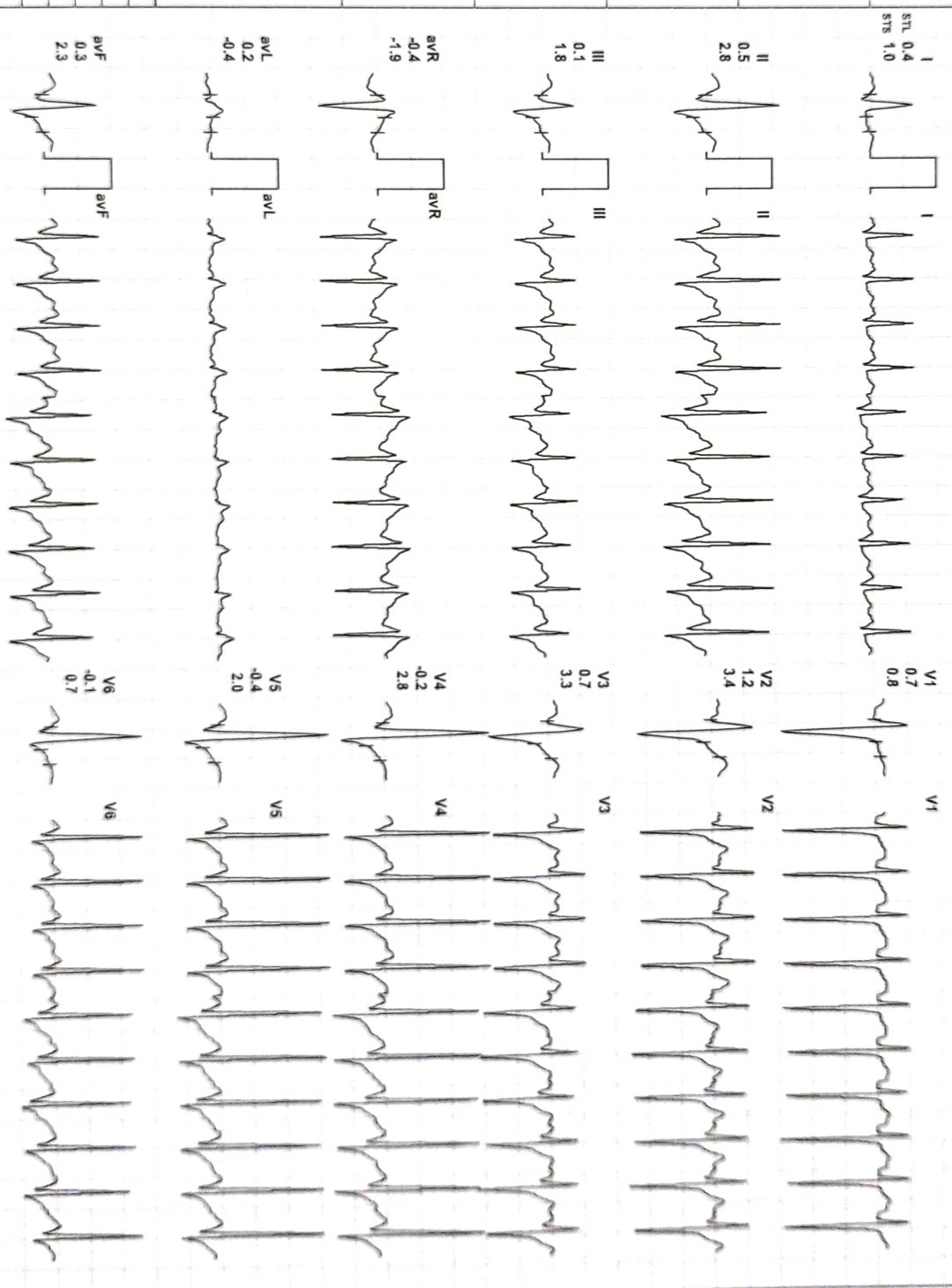

ExtImr: 09:11 4.2 mph, 16.0%

25 mm/Sec, 1.0 Cm/mV

PeakEx



4X 60 ms Post J



Lead	STL	STS
I	0.4	1.0
II	0.5	2.8
III	0.1	1.8
aVR	-0.4	-1.9
aVL	0.2	-0.4
aVF	0.3	2.3
V1	0.7	0.8
V2	1.2	3.4
V3	0.7	3.3
V4	-0.2	2.8
V5	-0.4	2.0
V6	-0.1	0.7

REMARKS:

MEDFIRST DIAGNOSTICS

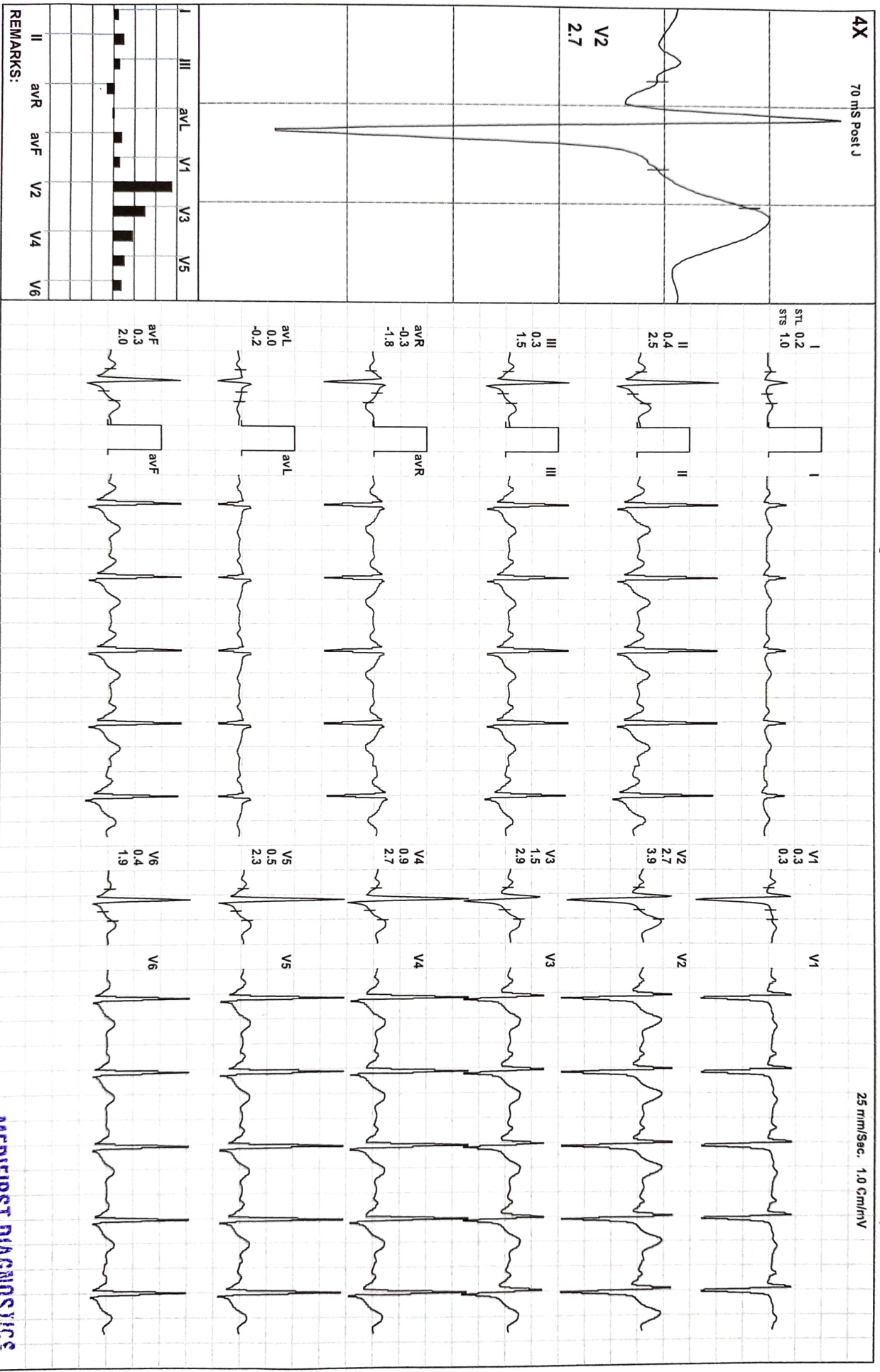
(GEN214190403)RAllen@STUPUR, JAIN SIEDPUR

Mob: 7479422411



Date: 21-Sep-2021 10:31:44 AM METS: 1.0/ 101 bpm 55% of THR BP: 134/93 mmHg Combined Medians/ BLC On/ Notch On/ HF 0.05 Hz/LF 100 Hz

ExTime: 09:11 0.0 mph, 0.0%

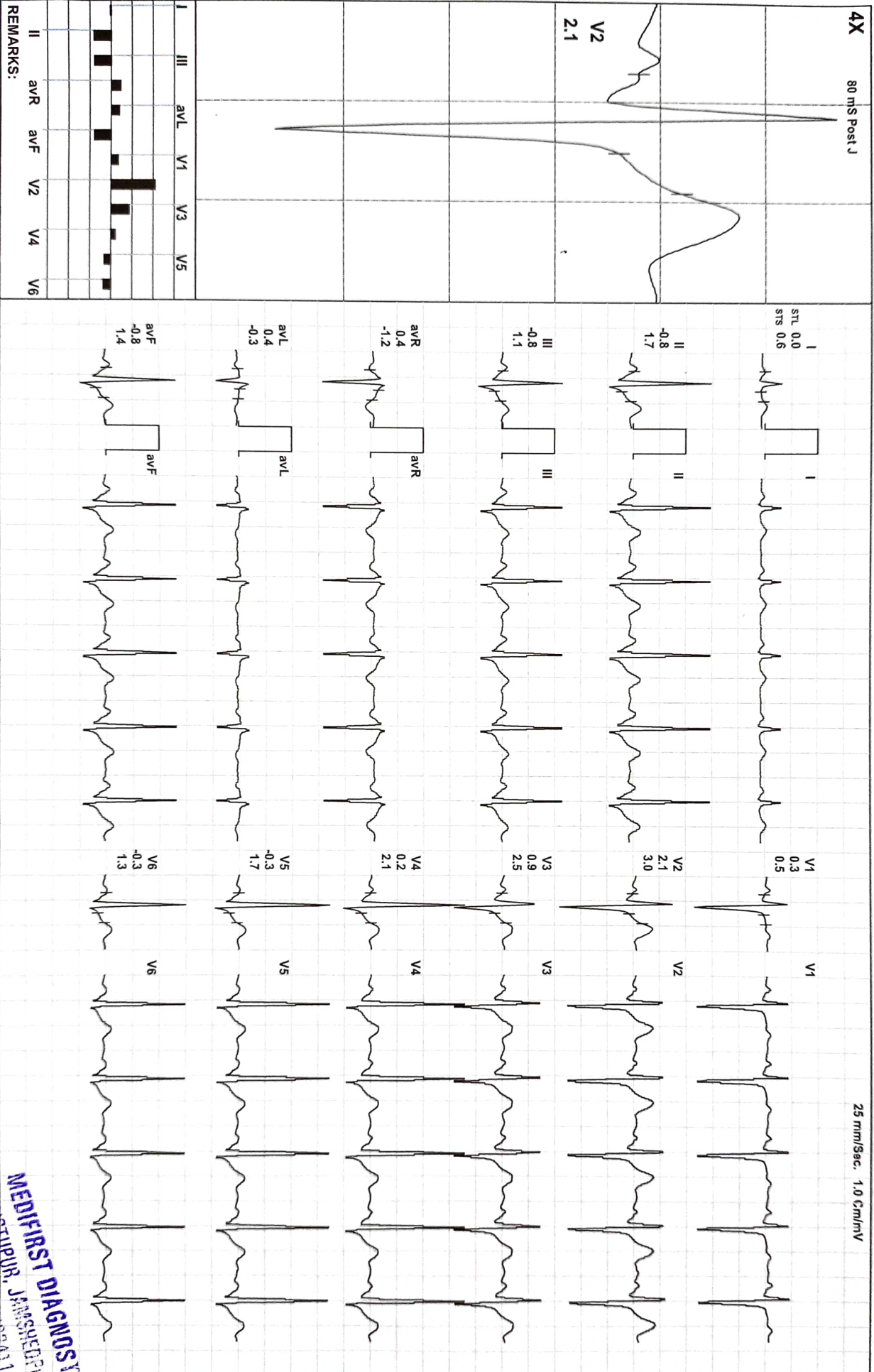


REMARKS:



Date: 21-Sep-2021 10:31:44 AM METS: 1.0/ 101 bpm 55% of THR BP: 132/90 mmHg Combined Medians/ BLC On/ Notch On/ HF 0.05 Hz/ LF 100 Hz

EXTime: 09:11 0.0 mph, 0.0%



MEDIFIRST DIAGNOSTICS
HSTUPUR, JAMSHEDPUR
Mob: 7479422411

(GEN214190403)(R)AlliedSofts

Collected at : Medifirst Diagnostics
 Address : BISTUPUR
 Collected On : 21-Sep-21 11:13 am



MEDIFIRST DIAGNOSTICS

medifirstdiagnostics.jsr@gmail.com
 +91-7903980054

Transaction No : MFD/2021/0322 Patient's Name : Mr VIKASH RANJAN Age : 38 Sex : MALE
 Patient Id : 86966 Referred by Dr : MEDIWHEEL Report on : 21-Sep-21 1:20 pm

Test Name	Result	Units	Normal Range
Immunology			
THYROID PROFILE TOTAL , SERUM			
TRI-IODO THYRONIN, (T3)	: 108.6	ng/dL	60 - 181
THYROXIN, (T4)	: 4.8	micro gm/dl	3.20 - 12.6
THYROID STIMULATING HORMONE	: 2.9	micro IU/ml	0.35 - 5.5

Interpretation(s)

TSH stimulates the production and secretion of the metabolically active thyroid hormones, thyroxine (T4) and triiodothyronine (T3), by interacting with a specific receptor on the thyroid cell surface. The synthesis and secretion of TSH is stimulated by Thyrotropin releasing hormone (TRH), the hypothalamic tripeptide, in response to low levels of circulating thyroid hormones. Elevated levels of T3 and T4 suppress the production of TSH via a classic negative feedback mechanism. Failure at any level of regulation of the hypothalamic-pituitary-thyroid axis will result in either underproduction (hypothyroidism) or overproduction (hyperthyroidism) of T4 and/or T3.

Limitations:

T3 and T4 circulates in reversibly bound form with Thyroid binding globulins (TBG), and to a lesser extent albumin and Thyroid binding Pre Albumin so conditions in which TBG and protein levels alter such as pregnancy, excess estrogens, androgens, anabolic steroids and glucocorticoids may falsely affect the T3 and T4 levels and may cause false thyroid values for thyroid function tests. Normal levels of T4 can also be seen in Hyperthyroid patients with : T3 Thyrotoxicosis, Decreased binding capacity due to hypoproteinemia or ingestion of certain drugs (eg: phenytoin, salicylates) Serum T4 levels in neonates and infants are higher than values in the normal adult, due to the increased concentration of TBG in neonate serum. TSH may be normal in central hypothyroidism, recent rapid correction of hyperthyroidism or hypothyroidism, pregnancy, phenytoin therapy. Autoimmune disorders may produce spurious results. Various drugs can interfere with the test result. TSH has a diurnal rhythm so values may vary if sample collection is done at different times of the day.

*** End of Report ***

Dr. P. C. Dubey
 MD (Path), PGDMLS (Pune),
 DHA (Apollo)
 Chief Pathologist
 Reg. No:-20787

MEDIFIRST DIAGNOSTICS
 BISTUPUR, JAMSHEERPUR

Collected at : Medifirst Diagnostics

Address : BISTUPUR

Collected On : 21-Sep-21 11:13 am



MEDIFIRST DIAGNOSTICS

M medifirstdiagnostics.jsr@gmail.com
+91-7903980054

Transaction No : MFD/2021/0322

Patient's Name : Mr VIKASH RANJAN

Age : 38 Sex : MALE

Patient Id : 86966

Referred by Dr : MEDIWHEEL

Report on : 21-Sep-21 1:18 pm

Test Name	Result	Units	Normal Range
Biochemistry			
Glucose Fasting, Plasma	: 88.6	mg/dl	70 - 110
URIC ACID	: 5.3	mg/dl	3.5 - 7.0
BLOOD UREA	: 24.7	mg/dl	20 - 40
BUN	: 8.6	mg/dl	5 - 25
SERUM CREATININE	: 0.92	mg/dl	0.6 - 1.4
Haematology			
ABO & Rh TYPE	: "A" POSITIVE		
Glycosylated Hemoglobin(Hba1c)			
Result	: 5.2	Non-Diabetic Range:4.0-6.0% . American Diabetic Association Target:7.0	4 - 7
Mean Glucose Plasma	: 102.54	<116.0mg/dl	0 - 116

Note:-

Hemoglobin A1c is frequently used to help diagnosed diabetics determine how elevated their uncontrolled blood glucose levels have been. It may be ordered several times while control is being achieved, and then several times a year to verify that good control is being maintained. The A1c test may be used to screen for and diagnose diabetes. However, A1c should not be used for diagnosis in pregnant women, people who have had recent severe bleeding or blood transfusions, those with chronic kidney or liver disease, and people with blood disorders such as iron-deficiency anemia, vitamin B12 anemia, and hemoglobin variants.

*** MEDIFIRST DIAGNOSTICS ***
End of Report
BISTUPUR, JAMSHEPUR
Mob. 7473427411

Dr. P. C. Dubey
MD (Path), PC DMLS (Pune),
DHA (Apollo)
Chief Pathologist
Reg. No:- 20787

Collected at : Medifirst Diagnostics
Address : BISTUPUR
Collected On : 21-Sep-21 11:13 am



MEDIFIRST DIAGNOSTICS

medifirstdiagnostics.jr@gmail.com
+91-7903980054

Transaction No : MFD/2021/0322

Patient's Name : Mr VIKASH RANJAN

Age : 38 Sex : MALE

Patient Id : 86966

Referred by Dr : MEDIWHEEL

Report on : 21-Sep-21 1:18 pm

Test Name	Result	Units	Normal Range
-----------	--------	-------	--------------

Clinical Pathology

Urine Cotinine

Observation : NEGATIVE <200 ng/dl

METHOD :- Qualitative Immunochromatographic Assay or Rapid self controlled immuassay based on the Principle of competitive binding.

Clinical Significance :

Cotinine levels <10 ng/mL are considered to be consistent with no active smoking. Values of 10 ng/mL to 100 ng/mL are associated with light smoking or moderate passive exposure, and levels above 300 ng/mL are seen in heavy smokers - more than 20 cigarettes a day. In urine, values between 11 ng/mL and 30 ng/mL may be associated with light smoking or passive exposure, and levels in active smokers typically reach 500 ng/mL or more. In saliva, values between 1 ng/ml and 30 ng/ml may be associated with light smoking or passive exposure, and levels in active smokers typically reach 100 ng/ml or more. Cotinine assays provide an objective quantitative measure that is more reliable than smoking histories or counting the number of cigarettes smoked per day. Cotinine also permits the measurement of exposure to second-hand smoke (passive smoking)

HEALTH CARE
MEDIFIRST DIAGNOSTICS

*** End of Report ***
MEDIFIRST DIAGNOSTICS
BISTUPUR, JAMSHEDPUR
Ph: 7122777111

Dr. P. C. Dabey
MD (Path), PGD (Path) (Pune)
DHA (A.P.)
Chief Pathologist
Reg. No: 20787

Collected at : Medifirst Diagnostics
Address : BISTUPUR
Collected On : 21-Sep-21 11:13 am



MEDIFIRST DIAGNOSTICS

medifirstdiagnostics.jsr@gmail.com
+91-7903980054

Transaction No : MFD/2021/0322
Patient id : 86966

Patient's Name : Mr VIKASH RANJAN
Referred by Dr : MEDIWHEEL

Age : 38 Sex : MALE
Report on : 21-Sep-21 1:17 pm

Test Name	Result	Units	Normal Range
-----------	--------	-------	--------------

Urine Test

Physical Examination

Colour : PALE YELLOW
Quantity : 35 ML
Appearance : CLEAR
Deposits : NIL
Specific Gravity : 1.020
Reaction(Ph) : ACIDIC

4.8 - 7.6

Chemical Examination

Sugar : ABSENT
Albumin : ABSENT
Phosphate : ABSENT
Bile Salt : ABSENT
Bile Pigment : ABSENT
Urobilinogen : NORMAL
Acetone : ABSENT
Blood : ABSENT

Microscopic Examination

R.B.C. : ABSENT /hpf
PUS(WBC) Cells : 1 - 2 /hpf
Epithelial Cells : A FEW /hpf
Casts : ABSENT
Crystals : ABSENT
Others : ABSENT

*** End of Report ***

MEDIFIRST DIAGNOSTICS
BISTUPUR, JAMSHEDPUR

Dr. P. C. Dubey
MD (Path), PGDMLS (Pune),
DHA (Apollo)
Chief Pathologist
Reg. No:-20787

Collected at : Medifirst Diagnostics
Address : BISTUPUR
Collected On : 21-Sep-21 11:13 am



MEDIFIRST DIAGNOSTICS



medifirstdiagnostics.jsr@gmail.com
+91-7903980054

Transaction No : MFD/2021/0322
Patient Id : 86966

Patient's Name : Mr VIKASH RANJAN
Referred by Dr : MEDIWHEEL

Age : 38 Sex : MALE
Report on : 21-Sep-21 1:16 pm

Test Name	Result	Units	Normal Range
-----------	--------	-------	--------------

Biochemistry

LIVER FUNCTION TEST (LFT)

BILIRUBIN (Total)	: 0.69	mg/dl	0.2 - 1.0
BILIRUBIN (Direct)	: 0.27	mg%	0 - 1
BILIRUBIN (Indirect)	: 0.42	mg%	0.1 - 1.0
SGOT/AST	: 15.2	IU/L	8 - 37
SGPT/ALT	: 26.9	IU/L	5 - 40
ALKALINE PHOSPHATASE	: 95.4	IU/L	40 - 125
GGT(Gamma Glutamyl Transferase)	: 30.8	U/L	15 - 85
Total Protein	: 6.9	gm/dl	5 - 8
ALBUMIN	: 4.1	mg/dl	3.5 - 5
Globulin	: 2.8	gm/dl	2.3 - 3.5
A/G Ratio	: 1.46		1.2 - 1.5
Austalia Antigen(HBsAg)	: NEGATIVE		

LIPID PROFILE TEST

Serum Cholestrol	: 174.6	mg/dl	125 - 225
Serum Triglyceride	: 58.4	mg/dl	25 - 160
HDL Cholestrol	: 40.2	mg/dl	30 - 70
LDL Cholestrol	: 122.72	mg/dl	35 - 150
VLDL Cholestrol	: 11.68	mg/dl	7 - 35
LDLC/HDLC Ratio	: 3.05		2.5 - 3.5
Serum Cholestrol/HDLC Ratio	: 4.34		3.0 - 5.0

*** End of Report ***

MEDIFIRST DIAGNOSTICS
BISTUPUR, JAMSHEDPUR
21-09-2021

Dr. P. C. Dubey
MD (Path), PGDMLS (Pune),
DHA (Apollo)
Chief Pathologist
Reg. No:-20787

Collected at : Medifirst Diagnostics
Address : BISTUPUR
Collected On : 21-Sep-21 11:13 am



MEDIFIRST DIAGNOSTICS

medifirstdiagnostics.jsr@gmail.com
+91-7903980054

Transaction No : MFD/2021/0322
Patient Id : 86966

Patient's Name : Mr VIKASH RANJAN
Referred by Dr : MEDIWHEEL

Age : 38 Sex : MALE
Report on : 21-Sep-21 1:15 pm

Test Name	Result	Units	Normal Range
-----------	--------	-------	--------------

Haematology

Complete Blood Count

Haemoglobin	: 15.2	gm/dl	12 - 16
Red Blood Cell Count	: 5.2	mil/cmm	3.8 - 5.8
White Blood Cell Count	: 6200	/cmm	4000 - 11000
Packed Cell Volume(Haematocrit)	: 40.2	%	35 - 47
Mean Corpuscular Volume	: 77.31	cu micron	76 - 96
Mean CorpuscularHaemoglobin	: 29.23	picgrams	27 - 32
Mean Corpuscular HB Con.	: 37.81	↑ g/dl	32 - 36
Red Cell Distribution Width	: 11.6	%	11 - 16
Platelet Count	: 340000	/cmm	150000 - 450000
Mean Platelet Volume	: 8.6	fL	6.8 - 10.9

WBC Differential Count

Neutrophils	: 56	%	40 - 70
Lymphocytes	: 37	%	20 - 45
Monocytes	: 5	%	0 - 8
Eosinophils	: 2	%	0 - 6
Basophils	: 0	%	0 - 1

ESR (Erythrocyte Sedimentation Rate)

Observation	: 14	mm 1st Hr	0 - 20
-------------	------	-----------	--------

Note :
Complete Blood Count
The cell morphology is well preserved for 24 hrs. However after 24-48 hrs a progressive increase in MCV and HCT is observed leading to a decrease in MCHC. A direct smear is recommended for an accurate differential count and for examination of RBC morphology.

MEDIFIRST DIAGNOSTICS
BISTUPUR, JAMSHEDPUR ***
Mob:- 7479422411

Dr. P. C. Dubey
MD (Path), PGDMLS (Pune),
DHA (Apatla)
Chief Pathologist
Reg. No:-20787