


Patient Name : MR. RAJESHKUMAR RAKESH  
Age / Sex : 37Y/Male  
IP/Reg.No/UHID : Reg-13039 /UHID13039  
Lab No : LA24008006  
Referred By : Dr.SAMANVAY HOSPITAL  
Bedcategory/Bed :  
Mobile No : 9670565930  
UHID : UHID13039  
Consultant : Mr. Samanvay Hospital  
Sponsor : **MEDIWHEEL**  
ABHA Address :  
Barcode No. : **33494,33495,33497,33498**

Bill No : OPB/1/24/8226  
Sample Collected : Sep 14 2024 4:03PM  
Sample Received : Sep 14 2024 4:03PM  
Report On : Sep 14 2024 4:14PM  
Bill Creation Date : Sep 14 2024 4:00PM  
Bar Code :   
Reg No : Reg-13039  
IPNo :  
Passport No. :  
Verified On : **Sep 14 2024 5:02PM**  
ABHA Num :

**Test Name**

**Results**

**Units**

**Biological Reference**

**HPLC**

**HBA1C/ GLYCO HB**

GLYCOCYLATED HAEMOGLOBIN(HBA1C)(HPLC)  
AVERAGE BLOOD SUGAR

↑ **9.5**

%

4.0 - 6.0

↑ **225.95**

mg/dl

0 - 140.0

**BIOCHEMISTRY**

**LIPID PROFILE**

CHOLESTROL (TOTAL)(CHOD-PAP)

↑ **276.0**

mg/dl

0.0 - 200.0

Desirable blood cholesterol : <200 mg/dl  
Borderline high blood cholesterol : 200-239 mg/dl  
High blood cholesterol : >239 mg/dl

TRIGLYCERIDE(GPO-METHOD)

↑ **252.7**

mg/dl

0 - 161.0

NORMAL : <161 MG/DL  
HIGH : 161-199 MG/DL  
HYPERTRIGLYCERIDEMIC : 200-499 MG/DL

HDL CHOLESTEROL(DIRECT METHOD)

45.0

mg/dl

35.3 - 79.5

CHOLESTROL (TOTAL)/HDL RATIO(CALCULATED)

↑ **6.13**

3.30 - 4.40

VLDL

↑ **50.54**

0 - 30.0

LDL CHOLESTEROL(CALCULATED)

↑ **231**

0 - 130.0

CREATININE (BLOOD)(ENZYMATIC)

1.00

mg/dl

0.7 - 1.3

BUN(UREASE-GLDH)

21.00

mg/dl

5.0 - 21.0

URIC ACID

5.9

mg/dl

3.5 - 7.2

BUN CREATININE RATIO(CALCULATED)

↑ **21.0**

mg/dl

10.0 - 20

UREA(UREASE-GLDH)

↑ **45.0**

mg/dl

21.0 - 43.0

**LIVER FUNCTION TEST**

BILIRUBIN-TOTAL(DIAZO)

0.54

mg/dl

0.00 - 2.0



Dr. Sweta Patel  
MD (Pathology)


Verified By

Mrs. Neena Ravi Patel

Prepared by

Nr. St. Kabir School, Opp. Raneshwar Temple, Vasna Road, Vadodara-15

Patient Name : MR. RAJESHKUMAR RAKESH  
Age / Sex : 37Y/Male  
IP/Reg.No/UHID : Reg-13039 /UHID13039  
Lab No : LA24008006  
Referred By : Dr.SAMANVAY HOSPITAL  
Bedcategory/Bed :  
Mobile No : 9670565930  
UHID : UHID13039  
Consultant : Mr. Samanvay Hospital  
Sponsor : **MEDIWHEEL**  
ABHA Address :  
Barcode No. : **33494,33495,33497,33498**

Bill No : OPB/1/24/8226  
Sample Collected : Sep 14 2024 4:03PM  
Sample Received : Sep 14 2024 4:03PM  
Report On : Sep 14 2024 4:14PM  
Bill Creation Date : Sep 14 2024 4:00PM  
Bar Code :   
Reg No : Reg-13039  
IPNo :  
Passport No. :  
Verified On : **Sep 14 2024 5:02PM**  
ABHA Num :

Test Name	Results	Units	Biological Reference
-----------	---------	-------	----------------------

BILIRUBIN-DIRECT(DIAZO)	0.20	mg/dl	0.00 - 0.4
BILIRUBIN-INDIRECT(DIAZO)	0.34	mg/dl	0.00 - 1.10
SGOT(IFCC WITHOUT PYRIDOXAL PHOSPHATE)	30.5	U/L	0 - 35
SGPT(IFCC WITHOUT PYRIDOXAL PHOSPHATE)	↑ <b>65.4</b>	U/mL	0 - 45
ALKALINE PHOSPHATASE(ALKP04)* (AMP-METHOD)	112.0	U/L	53 - 128
PROTEIN (SERUM)(BIURET)	↓ <b>6.34</b>	g/dl	6.4 - 8.3
ALBUMIN(BCG)	4.51	g/dl	3.5 - 5.2
GLOBULIN(CALCULATED)	↓ <b>1.83</b>	g/dl	2.3 - 3.7
A/G RATIO(CALCULATED)	↑ <b>2.46</b>	Ratio	1.0 - 2.0
GAMMA GT(GLUPA C METHOD)	↑ <b>134.4</b>	U/L	0.0 - 58.0

### POST BLOOD GLUCOSE(PP2)

PP2 BLOOD GLUCOSE(GOD-POD)	↑ <b>342.8</b>	mg/dl	70.0 - 140.0
PP2 URINE GLUCOSE	POSITIVE(+++)		

### IMMUNOLOGY

### T3 T4 TSH

TOTAL T3(CHEMILUMINESCENCE / CLIA)	1.03	ng/ml	0.19 - 6.51
TOTAL T4(CHEMILUMINESCENCE / CLIA)	10.65	ug/dl	4.5 - 12.7
TSH(CHEMILUMINESCENCE / CLIA)	↑ <b>4.84</b>	μIU/mL	0.35 - 4.78

Interpretation :


1. TSH results between 4.5 to 15.0 show considerable physiologic and seasonal variation, suggest clinical correlation or repeat testing with fresh sample.
- 2.TSH results between 0.1 to 0.45 requires correlation with patient age and clinical symptoms. As with increasing age, there are marked changes in thyroid hormone production, metabolism and its action resulting in an increase prevalence of sub-clinical thyroid disease.
3. TSH values may be transiently altered because of non- thyroidal illness like severe infections, liver diseases, renal and heart failure, severe burns, trauma and surgery etc.
- 4.Drugs that decreased TSH values e.g. L-dopa, glucocorticoid. Drugs that increase TSH values e.g .Iodine, Lithium and amiodarone.

### BIOCHEMISTRY

### FASTING BLOOD GLUCOSE\*

Mrs. Neena Ravi Patel

Prepared by




Dr. Sweta Patel  
MD (Pathology)

Verified By

Nr. St. Kabir School, Opp. Raneshwar Temple, Vasna Road, Vadodara-15

Patient Name : MR. RAJESHKUMAR RAKESH  
Age / Sex : 37Y/Male  
IP/Reg.No/UHID : Reg-13039 /UHID13039  
Lab No : LA24008006  
Referred By : Dr.SAMANVAY HOSPITAL  
Bedcategory/Bed :  
Mobile No : 9670565930  
UHID : UHID13039  
Consultant : Mr. Samanvay Hospital  
Sponsor : **MEDIWHEEL**  
ABHA Address :  
Barcode No. : **33494,33495,33497,33498**

Bill No : OPB/1/24/8226  
Sample Collected : Sep 14 2024 4:03PM  
Sample Received : Sep 14 2024 4:03PM  
Report On : Sep 14 2024 4:14PM  
Bill Creation Date : Sep 14 2024 4:00PM  
Bar Code :   
Reg No : Reg-13039  
IPNo :  
Passport No. :  
Verified On : **Sep 14 2024 5:02PM**  
ABHA Num :

Test Name	Results	Units	Biological Reference
-----------	---------	-------	----------------------

FASTING BLOOD GLUCOSE(FBS)(GOD-POD)	↑ 229.9	mg/dl	74.0 - 100.0
-------------------------------------	---------	-------	--------------

FASTING URINE GLUCOSE	POSITIVE(++) MICRO		
-----------------------	-----------------------	--	--

**URINE ANALYSIS**

**PHYSICAL EXAMINATION**

VOLUME	30 ML		
COLOUR	PALE YELLOW		
APPEARANCE	CLEAR		


**CHEMICAL EXAMINATION**

PH	5.5		4.5 - 8.0
SPECIFIC GRAVITY	1.020		1.000 - 1.030
PROTEIN	Negative		
GLUCOSE	POSITIVE(++)		
KETONE	Negative		
BLOOD	Negative		
UROBILINOGEN	Negative		
BILE PIGMENTS	Negative		
BILE SALT	Negative		
NITRITE	Negative		
LEUKOCYTE ESTERASE	Negative		

**MICROSCOPIC EXAMINATION**

PUS CELLS	0--1	CELLS/HPF	0 - 5
RBC	NIL	RBC'S/HPF	0 - 2
EPITHELIAL CELLS	0--1	OCC/HPF	0 - 5
CASTS	NIL		
CRYSTALS	NIL		

**HEMATOLOGY**




Dr. Sweta Patel  
MD (Pathology)

Verified By

Mrs. Neena Ravi Patel

Prepared by

Patient Name : MR. RAJESHKUMAR RAKESH  
Age / Sex : 37Y/Male  
IP/Reg.No/UHID : Reg-13039 /UHID13039  
Lab No : LA24008006  
Referred By : Dr.SAMANVAY HOSPITAL  
Bedcategory/Bed :  
Mobile No : 9670565930  
UHID : UHID13039  
Consultant : Mr. Samanvay Hospital  
Sponsor : **MEDIWHEEL**  
ABHA Address :  
Barcode No. : **33494,33495,33497,33498**

Bill No : OPB/1/24/8226  
Sample Collected : Sep 14 2024 4:03PM  
Sample Received : Sep 14 2024 4:03PM  
Report On : Sep 14 2024 4:14PM  
Bill Creation Date : Sep 14 2024 4:00PM  
Bar Code :   
Reg No : Reg-13039  
IPNo :  
Passport No. :  
Verified On : **Sep 14 2024 5:02PM**  
ABHA Num :

Test Name	Results	Units	Biological Reference
-----------	---------	-------	----------------------

**CBC WITH ESR**

**RBCS PARAMETER**

HAEMOGLOBIN(SLS METHOD)	16.1	g/dl	13.0 - 17.0
RBC COUNT(IMPEDENCE)	↑ <b>5.97</b>	10 <sup>6</sup> /uL	4.50 - 5.50
PCV (HEAMATOCRIT)(IMPEDENCE)	↑ <b>51.4</b>	%	40.0 - 50.0
MCV(CALCULATED)	86.1	fl	80.0 - 100.0
MCH(CALCULATED)	27.0	pg	27.0 - 33.0
MCHC(CALCULATED)	↓ <b>31.3</b>	g/dl	32.0 - 36.0
RDW-CV(PARTICLE COUNTER(CALCULATED))	13.4	%	11.6 - 14.0
RDW-SD(PARTICLE COUNTER(CALCULATED))	42.5	fl	39 - 46

**WBCS PARAMETER**


TOTAL COUNT(FLOW CYTOMETRY)	7420	/uL	4000 - 10000
-----------------------------	------	-----	--------------

**DLC**

NEUTROPHILS(FLOW CYTOMETRY)	68	%	40 - 70
LYMPHOCYTES(FLOW CYTOMETRY)	25	%	20 - 40
MONOCYTES(FLOW CYTOMETRY)	05	%	2 - 8
EOSINOPHILS(FLOW CYTOMETRY)	02	%	1 - 4
BASOPHILS(FLOW CYTOMETRY)	00	%	0.0 - 1.0
ABSOLUTE NEUTROPHIL COUNT(CALCULATED)	4990.0	10 <sup>3</sup> /uL	2000.0 - 7000.0
ABSOLUTE LYMPHOCYTE COUNT(CALCULATED)	1840.0	10 <sup>3</sup> /uL	1000.0 - 3000.0
ABSOLUTE MONOCYTE COUNT(CALCULATED)	370.0	10 <sup>3</sup> /uL	200.0 - 1000.0
ABSOLUTE EOSINOPHIL COUNT(CALCULATED)	150.0	10 <sup>3</sup> /uL	20.0 - 500.0

**PLATELETS PARAMETER**

PLATELET COUNT(IMPEDENCE)	195000	/uL	150000 - 450000
MPV(IMPEDENCE)	↑ <b>13.9</b>	fl	8.0 - 13.0
PDW(IMPEDENCE)	↑ <b>22.4</b>	fl	9.0 - 17.0
ESR	08	mm/hr	0 - 20



Dr. Sweta Patel  
MD (Pathology)


Verified By

Mrs. Neena Ravi Patel

Prepared by

Nr. St. Kabir School, Opp. Raneshwar Temple, Vasna Road, Vadodara-15

Patient Name : MR. RAJESHKUMAR RAKESH  
Age / Sex : 37Y/Male  
IP/Reg.No/UHID : Reg-13039 /UHID13039  
Lab No : LA24008006  
Referred By : Dr.SAMANVAY HOSPITAL  
Bedcategory/Bed :  
Mobile No : 9670565930  
UHID : UHID13039  
Consultant : Mr. Samanvay Hospital  
Sponsor : **MEDIWHEEL**  
ABHA Address :  
Barcode No. : **33494,33495,33497,33498**

Bill No : OPB/1/24/8226  
Sample Collected : Sep 14 2024 4:03PM  
Sample Received : Sep 14 2024 4:03PM  
Report On : Sep 14 2024 4:14PM  
Bill Creation Date : Sep 14 2024 4:00PM  
Bar Code :   
Reg No : Reg-13039  
IPNo :  
Passport No. :  
Verified On : **Sep 14 2024 5:02PM**  
ABHA Num :

**Test Name**

**Results**

**Units**

**Biological Reference**


BLOOD GROUP RH

"B" POSITIVE

-----End of the Report-----

Mrs. Neena Ravi Patel

Prepared by



Dr. Sweta Patel

MD (Pathology)

Verified By

Nr. St. Kabir School, Opp. Raneshwar Temple, Vasna Road, Vadodara-15