




Patient Name : Mr.HARISH MARATHE	Collected : 20/Jul/2024 10:23AM
Age/Gender : 25 Y 11 M 27 D/M	Received : 20/Jul/2024 12:35PM
UHID/MR No : CWAN.0000136958	Reported : 20/Jul/2024 01:37PM
Visit ID : CWANOPV236057	Status : Final Report
Ref Doctor : Dr.SELF	Sponsor Name : ARCOFEMI HEALTHCARE LIMITED
Emp/Auth/TPA ID : 618672765337	

DEPARTMENT OF HAEMATOLOGY

PERIPHERAL SMEAR , WHOLE BLOOD EDTA

**RBC's are Normocytic Normochromic,
WBC's Eosinophilia
Platelets are Adequate
No Abnormal cells seen.**

Sheha Shah

Dr Sheha Shah
MBBS, MD (Pathology)
Consultant Pathologist

SIN No:BED240190660

This test has been performed at Apollo Health and Lifestyle ltd- Sadashiv Peth Pune, Diagnostics Lab





Patient Name	: Mr.HARISH MARATHE	Collected	: 20/Jul/2024 10:23AM
Age/Gender	: 25 Y 11 M 27 D/M	Received	: 20/Jul/2024 12:35PM
UHID/MR No	: CWAN.0000136958	Reported	: 20/Jul/2024 01:37PM
Visit ID	: CWANOPV236057	Status	: Final Report
Ref Doctor	: Dr.SELF	Sponsor Name	: ARCOFEMI HEALTHCARE LIMITED
Emp/Auth/TPA ID	: 618672765337		

DEPARTMENT OF HAEMATOLOGY

ARCOFEMI - MEDIWHEEL - PMC PACK H - PAN INDIA - FY2324

Test Name	Result	Unit	Bio. Ref. Range	Method
HEMOGRAM , WHOLE BLOOD EDTA				
HAEMOGLOBIN	14.6	g/dL	13-17	Spectrophotometer
PCV	43.90	%	40-50	Electronic pulse & Calculation
RBC COUNT	4.97	Million/cu.mm	4.5-5.5	Electrical Impedence
MCV	88.3	fL	83-101	Calculated
MCH	29.4	pg	27-32	Calculated
MCHC	33.3	g/dL	31.5-34.5	Calculated
R.D.W	13	%	11.6-14	Calculated
TOTAL LEUCOCYTE COUNT (TLC)	8,270	cells/cu.mm	4000-10000	Electrical Impedence
DIFFERENTIAL LEUCOCYTIC COUNT (DLC)				
NEUTROPHILS	45	%	40-80	Electrical Impedence
LYMPHOCYTES	34.5	%	20-40	Electrical Impedence
EOSINOPHILS	12.2	%	1-6	Electrical Impedence
MONOCYTES	7.9	%	2-10	Electrical Impedence
BASOPHILS	0.4	%	<1-2	Electrical Impedence
ABSOLUTE LEUCOCYTE COUNT				
NEUTROPHILS	3721.5	Cells/cu.mm	2000-7000	Calculated
LYMPHOCYTES	2853.15	Cells/cu.mm	1000-3000	Calculated
EOSINOPHILS	1008.94	Cells/cu.mm	20-500	Calculated
MONOCYTES	653.33	Cells/cu.mm	200-1000	Calculated
BASOPHILS	33.08	Cells/cu.mm	0-100	Calculated
Neutrophil lymphocyte ratio (NLR)	1.3		0.78- 3.53	Calculated
PLATELET COUNT	301000	cells/cu.mm	150000-410000	Electrical impedence
ERYTHROCYTE SEDIMENTATION RATE (ESR)	6	mm at the end of 1 hour	0-15	Modified Westergren
PERIPHERAL SMEAR				

RBC's are Normocytic Normochromic,
WBC's Eosinophilia
Platelets are Adequate



Dr Sheha Shah
MBBS, MD (Pathology)
Consultant Pathologist

SIN No:BED240190660

This test has been performed at Apollo Health and Lifestyle ltd- Sadashiv Peth Pune, Diagnostics Lab





Patient Name	: Mr.HARISH MARATHE	Collected	: 20/Jul/2024 10:23AM
Age/Gender	: 25 Y 11 M 27 D/M	Received	: 20/Jul/2024 12:35PM
UHID/MR No	: CWAN.0000136958	Reported	: 20/Jul/2024 01:37PM
Visit ID	: CWANOPV236057	Status	: Final Report
Ref Doctor	: Dr.SELF	Sponsor Name	: ARCOFEMI HEALTHCARE LIMITED
Emp/Auth/TPA ID	: 618672765337		

DEPARTMENT OF HAEMATOLOGY

ARCOFEMI - MEDIWHEEL - PMC PACK H - PAN INDIA - FY2324

No Abnormal cells seen.


Dr Sneha Shah
MBBS, MD (Pathology)
Consultant Pathologist

SIN No:BED240190660

This test has been performed at Apollo Health and Lifestyle ltd- Sadashiv Peth Pune, Diagnostics Lab





Patient Name : Mr.HARISH MARATHE	Collected : 20/Jul/2024 10:23AM
Age/Gender : 25 Y 11 M 27 D/M	Received : 20/Jul/2024 12:35PM
UHID/MR No : CWAN.0000136958	Reported : 20/Jul/2024 01:37PM
Visit ID : CWANOPV236057	Status : Final Report
Ref Doctor : Dr.SELF	Sponsor Name : ARCOFEMI HEALTHCARE LIMITED
Emp/Auth/TPA ID : 618672765337	

DEPARTMENT OF HAEMATOLOGY

ARCOFEMI - MEDIWHEEL - PMC PACK H - PAN INDIA - FY2324

Test Name	Result	Unit	Bio. Ref. Range	Method
BLOOD GROUP ABO AND RH FACTOR , WHOLE BLOOD EDTA				
BLOOD GROUP TYPE	A			Microplate Hemagglutination
Rh TYPE	Positive			Microplate Hemagglutination

Sheha Shah

Dr Sheha Shah
 MBBS, MD (Pathology)
 Consultant Pathologist

SIN No:BED240190660

This test has been performed at Apollo Health and Lifestyle ltd- Sadashiv Peth Pune, Diagnostics Lab





Patient Name	: Mr.HARISH MARATHE	Collected	: 20/Jul/2024 12:59PM
Age/Gender	: 25 Y 11 M 27 D/M	Received	: 20/Jul/2024 03:42PM
UHID/MR No	: CWAN.0000136958	Reported	: 20/Jul/2024 04:24PM
Visit ID	: CWANOPV236057	Status	: Final Report
Ref Doctor	: Dr.SELF	Sponsor Name	: ARCOFEMI HEALTHCARE LIMITED
Emp/Auth/TPA ID	: 618672765337		

DEPARTMENT OF BIOCHEMISTRY

ARCOFEMI - MEDIWHEEL - PMC PACK H - PAN INDIA - FY2324

Test Name	Result	Unit	Bio. Ref. Range	Method
GLUCOSE, FASTING , NAF PLASMA	88	mg/dL	70-100	HEXOKINASE

Comment:

As per American Diabetes Guidelines, 2023

Fasting Glucose Values in mg/dL	Interpretation
70-100 mg/dL	Normal
100-125 mg/dL	Prediabetes
≥126 mg/dL	Diabetes
<70 mg/dL	Hypoglycemia

Note:

- 1.The diagnosis of Diabetes requires a fasting plasma glucose of > or = 126 mg/dL and/or a random / 2 hr post glucose value of > or = 200 mg/dL on at least 2 occasions.
2. Very high glucose levels (>450 mg/dL in adults) may result in Diabetic Ketoacidosis & is considered critical.

Test Name	Result	Unit	Bio. Ref. Range	Method
GLUCOSE, POST PRANDIAL (PP), 2 HOURS , SODIUM FLUORIDE PLASMA (2 HR)	93	mg/dL	70-140	HEXOKINASE

Comment:

It is recommended that FBS and PPBS should be interpreted with respect to their Biological reference ranges and not with each other.

Conditions which may lead to lower postprandial glucose levels as compared to fasting glucose levels may be due to reactive hypoglycemia, dietary meal content, duration or timing of sampling after food digestion and absorption, medications such as insulin preparations, sulfonylureas, amylin analogues, or conditions such as overproduction of insulin.


 Dr Sneha Shah
 MBBS, MD (Pathology)
 Consultant Pathologist

SIN No:PLP1475660

This test has been performed at Apollo Health and Lifestyle ltd- Sadashiv Peth Pune, Diagnostics Lab





Patient Name	: Mr.HARISH MARATHE	Collected	: 20/Jul/2024 10:23AM
Age/Gender	: 25 Y 11 M 27 D/M	Received	: 20/Jul/2024 12:34PM
UHID/MR No	: CWAN.0000136958	Reported	: 20/Jul/2024 01:15PM
Visit ID	: CWANOPV236057	Status	: Final Report
Ref Doctor	: Dr.SELF	Sponsor Name	: ARCOFEMI HEALTHCARE LIMITED
Emp/Auth/TPA ID	: 618672765337		

DEPARTMENT OF BIOCHEMISTRY

ARCOFEMI - MEDIWHEEL - PMC PACK H - PAN INDIA - FY2324

Test Name	Result	Unit	Bio. Ref. Range	Method
ALANINE AMINOTRANSFERASE (ALT/SGPT) , SERUM	40.85	U/L	<50	IFCC

Comment:

ALT elevations are noted in liver parenchymal diseases, leading to injury / destruction of hepatocytes. ALT levels are seen to be elevated even before the signs and symptoms of the liver injury appear. The ALT levels remain high longer in blood as compared to AST levels. And though both the enzymes increase in liver injury, the rise in ALT is more compared to AST, thus also altering the ALT:AST ratio.

Test Name	Result	Unit	Bio. Ref. Range	Method
BILIRUBIN, TOTAL , SERUM	0.53	mg/dL	0.3–1.2	DPD



DR. Sanjay Ingle
M.B.B.S, M.D(Pathology)
Consultant Pathologist

SIN No: SE04787168

This test has been performed at Apollo Health and Lifestyle Ltd- Sadashiv Peth Pune, Diagnostics Lab



Patient Name	: Mr.HARISH MARATHE	Collected	: 20/Jul/2024 10:23AM
Age/Gender	: 25 Y 11 M 27 D/M	Received	: 20/Jul/2024 12:34PM
UHID/MR No	: CWAN.0000136958	Reported	: 20/Jul/2024 01:15PM
Visit ID	: CWANOPV236057	Status	: Final Report
Ref Doctor	: Dr.SELF	Sponsor Name	: ARCOFEMI HEALTHCARE LIMITED
Emp/Auth/TPA ID	: 618672765337		

DEPARTMENT OF BIOCHEMISTRY

ARCOFEMI - MEDIWHEEL - PMC PACK H - PAN INDIA - FY2324

Test Name	Result	Unit	Bio. Ref. Range	Method
BUN/CREATININE RATIO , SERUM				
BLOOD UREA NITROGEN	5.1	mg/dL	8.0 - 23.0	Calculated
CREATININE	0.89	mg/dL	0.72 - 1.18	Modified Jaffe, Kinetic
BUN / CREATININE RATIO	5.74			Calculated



DR. Sanjay Ingle
M.B.B.S, M.D (Pathology)
Consultant Pathologist

SIN No: SE04787168

This test has been performed at Apollo Health and Lifestyle Ltd- Sadashiv Peth Pune, Diagnostics Lab





Patient Name : Mr.HARISH MARATHE	Collected : 20/Jul/2024 10:23AM
Age/Gender : 25 Y 11 M 27 D/M	Received : 20/Jul/2024 12:34PM
UHID/MR No : CWAN.0000136958	Reported : 20/Jul/2024 01:14PM
Visit ID : CWANOPV236057	Status : Final Report
Ref Doctor : Dr.SELF	Sponsor Name : ARCOFEMI HEALTHCARE LIMITED
Emp/Auth/TPA ID : 618672765337	

DEPARTMENT OF BIOCHEMISTRY

ARCOFEMI - MEDIWHEEL - PMC PACK H - PAN INDIA - FY2324

Test Name	Result	Unit	Bio. Ref. Range	Method
CREATININE , SERUM	0.89	mg/dL	0.72 – 1.18	Modified Jaffe, Kinetic



DR. Sanjay Ingle
M.B.B.S, M.D(Pathology)
Consultant Pathologist

SIN No: SE04787168

This test has been performed at Apollo Health and Lifestyle Ltd- Sadashiv Peth Pune, Diagnostics Lab



Patient Name	: Mr.HARISH MARATHE	Collected	: 20/Jul/2024 10:23AM
Age/Gender	: 25 Y 11 M 27 D/M	Received	: 20/Jul/2024 05:20PM
UHID/MR No	: CWAN.0000136958	Reported	: 20/Jul/2024 05:40PM
Visit ID	: CWANOPV236057	Status	: Final Report
Ref Doctor	: Dr.SELF	Sponsor Name	: ARCOFEMI HEALTHCARE LIMITED
Emp/Auth/TPA ID	: 618672765337		

DEPARTMENT OF CLINICAL PATHOLOGY

ARCOFEMI - MEDIWHEEL - PMC PACK H - PAN INDIA - FY2324

Test Name	Result	Unit	Bio. Ref. Range	Method
COMPLETE URINE EXAMINATION (CUE) , URINE				
PHYSICAL EXAMINATION				
COLOUR	PALE YELLOW		PALE YELLOW	Physical measurement
TRANSPARENCY	CLEAR		CLEAR	Physical measurement
pH	5.0		5-7.5	Bromothymol Blue
SP. GRAVITY	1.004		1.002-1.030	Dipstick
BIOCHEMICAL EXAMINATION				
URINE PROTEIN	NEGATIVE		NEGATIVE	PROTEIN ERROR OF INDICATOR
GLUCOSE	NORMAL		NEGATIVE	GOD-POD
URINE BILIRUBIN	NEGATIVE		NEGATIVE	AZO COUPLING
URINE KETONES (RANDOM)	NEGATIVE		NEGATIVE	Sodium nitro prusside
UROBILINOGEN	NORMAL		NORMAL (0.1-1.8mg/dl)	Diazonium salt
NITRITE	NEGATIVE		NEGATIVE	Griess reaction
LEUCOCYTE ESTERASE	NEGATIVE		NEGATIVE	Diazonium salt
CENTRIFUGED SEDIMENT WET MOUNT AND MICROSCOPY				
PUS CELLS	0 - 1	/hpf	0-5	Automated Image based microscopy
EPITHELIAL CELLS	0 - 1	/hpf	< 10	Automated Image Based Microscopy
RBC	0	/hpf	0-2	Automated Image based microscopy
CASTS	NEGATIVE	/lpf	0-2 Hyaline Cast	Automated Image based microscopy
CRYSTALS	NEGATIVE	/hpf	Occasional-Few	Automated Image based microscopy

Comment:

All urine samples are checked for adequacy and suitability before examination. All abnormal chemical examination are rechecked and verified by manual methods.

Microscopy findings are reported as an average of 10 high power fields.


 Dr Sneha Shah
 MBBS, MD (Pathology)
 Consultant Pathologist

SIN No:UR2390817

This test has been performed at Apollo Health and Lifestyle ltd- Sadashiv Peth Pune, Diagnostics Lab





Patient Name : Mr.HARISH MARATHE
Age/Gender : 25 Y 11 M 27 D/M
UHID/MR No : CWAN.0000136958
Visit ID : CWANOPV236057
Ref Doctor : Dr.SELF
Emp/Auth/TPA ID : 618672765337


Certificate No: M 6681
Collected : 20/Jul/2024 10:23AM
Received : 20/Jul/2024 05:20PM
Reported : 20/Jul/2024 05:40PM
Status : Final Report
Sponsor Name : ARCOFEMI HEALTHCARE LIMITED

DEPARTMENT OF CLINICAL PATHOLOGY

ARCOFEMI - MEDIWHEEL - PMC PACK H - PAN INDIA - FY2324

*** End Of Report ***

Page 10 of 10


Dr Sneha Shah
MBBS, MD (Pathology)
Consultant Pathologist

SIN No:UR2390817

This test has been performed at Apollo Health and Lifestyle ltd- Sadashiv Peth Pune, Diagnostics Lab



Name : Mr. HARISH MARATHE

Age: 25 Y

UHID: CWAN.0000136958



OP Number: CWANOPV236057

Bill No : CWAN-OCR-51590

Date : 20.07.2024 10:18

Sex: M

Address : PUNE

Plan : ARCOFEMI MEDIWHEEL PMC CREDIT PAN INDIA OP AGREEMENT

Sno	Service Type/ServiceName	Department
1	ARCOFEMI - MEDIWHEEL - PMC PACK H - PAN INDIA - FY2324	
1	BILIRUBIN, TOTAL - SERUM	
2	GLUCOSE, FASTING	
3	HEMOGRAM + PERIPHERAL SMEAR	
4	ALANINE AMINOTRANSFERASE (ALT/SGPT), SERUM	
5	COMPLETE URINE EXAMINATION	
6	PERIPHERAL SMEAR	
7	IN - 11:01 OUT - 11:07	
8	CREATININE, SERUM	
9	GLUCOSE, POST PRANDIAL (PP), 2 HOURS (POST MEAL) 1:00 PM	
10	X-RAY CHEST PA	
11	FITNESS BY GENERAL PHYSICIAN	
12	BLOOD GROUP ABO AND RH FACTOR	
13	OPHTHAL BY GENERAL PHYSICIAN	
14	BUN/CREATININE RATIO	

1507
 1508
 1509
 1510
 1511
 1512
 1513
 1514
 1515
 1516
 1517
 1518
 1519
 1520
 1521
 1522
 1523
 1524
 1525
 1526
 1527
 1528
 1529
 1530
 1531
 1532
 1533
 1534
 1535
 1536
 1537
 1538
 1539
 1540
 1541
 1542
 1543
 1544
 1545
 1546
 1547
 1548
 1549
 1550
 1551
 1552
 1553
 1554
 1555
 1556
 1557
 1558
 1559
 1560
 1561
 1562
 1563
 1564
 1565
 1566
 1567
 1568
 1569
 1570
 1571
 1572
 1573
 1574
 1575
 1576
 1577
 1578
 1579
 1580
 1581
 1582
 1583
 1584
 1585
 1586
 1587
 1588
 1589
 1590
 1591
 1592
 1593
 1594
 1595
 1596
 1597
 1598
 1599
 1600

Ht - 168
 Wt - 67.3
 BP - 110/80



CERTIFICATE OF MEDICAL FITNESS

This is to certify that I have conducted the clinical examination

of Mr. Harish Marathe on 22/7/2024.

After reviewing the medical history and on clinical examination it has been found that he/she is

	Tick
<ul style="list-style-type: none">• Medically Fit	<input checked="" type="checkbox"/>
<ul style="list-style-type: none">• Fit with restrictions/recommendations <p>Though following restrictions have been revealed, in my opinion, these are not impediments to the job.</p> <p>1.....</p> <p>2.....</p> <p>3.....</p> <p>However the employee should follow the advice/medication that has been communicated to him/her.</p> <p>Review after _____</p>	<input type="checkbox"/>
<ul style="list-style-type: none">• Currently Unfit. Review after _____ recommended	<input type="checkbox"/>
<ul style="list-style-type: none">• Unfit	<input type="checkbox"/>

Dr. Mushfiya
Medical Officer
The Apollo Clinic, (Location)
DR. MUSHFIYA BAHRAINWALA
M.B.S
Reg. No.: 47527
Apollo Clinic Wanowarie
NIBM Road, Kondhwa.

This certificate is not meant for medico-legal purposes.

Date : 20-07-2024
MR NO : CWAN.0000136958

Department : GENERAL

Doctor :

Name : Mr. HARISH MARATHE

Registration No :

Age/ Gender : 25 Y / Male

Qualification :

Consultation Timing: 10:18

Height : 168cm.	Weight : 67.3 kg.	BMI :	Waist Circum :
Temp :	Pulse :	Resp :	B.P : 110/70/80

General Examination / Allergies
History

F.H.S:- D.M.

Clinical Diagnosis & Management Plan

For PMO

no Crs. at the moment,
o/k: CVS
Crs
Resp. } was
Abdy

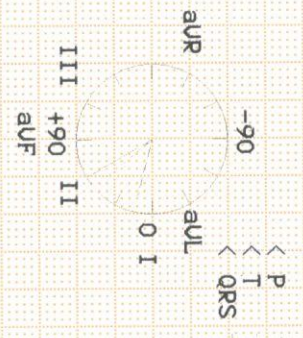
Keep i Reports

DR. MUSHFIYA BAHRAINWALA
M.B.B.S
Reg. No.: 47527
Apollo Clinic Wanowarie
NIBM Road, Kondhwa.

Follow up date:

Doctor Signature

Measurement Results:
 QRS 86 ms
 QT/QTcB 346 / 396 ms
 PR 154 ms
 P 114 ms
 RR/PP 762 / 795 ms
 P/QRS/T 50/ 60/ 15 degrees
 QTd/QTcBd 60 / 69 ms
 Sokolow NK 2.0 mV
 11



Interpretation:
 T-wave near baseline (lateral)
 borderline ECG

HR 78 bpm

DR. MUSHFIYA BAHRAINWALA
 M.B.B.S
 Reg. No.: 47527
 Apollo Clinic Wanowrie
 NIBM Road, Kondi wa.

Unconfirmed Report.

The Apollo Clinic

Wanowrie
Pune-411048

PATIENT NAME :- Mr. Harish Marathe

DATE :- 20.07.2024

AGE/SEX :- 25/M

UHID : 136958

EYE CHECK UP

COMPLETE

PREMEDICAL/OTHER

	RIGHT EYE	LEFT EYE
Far Vision	6/6 ✓	6/6 ✓
Near Vision	N/6 ✓	N/6 ✓
Anterior Segment Pupil	NORMAL ✓	NORMAL ✓
Fundus	NORMAL	NORMAL
Colour Vision	NORMAL ✓	NORMAL ✓
Iop	NORMAL ✓	NORMAL ✓
Family History/Medical History	No	No

IMPRESSION:- Both Eyes Normal

Advice :-

Ophthalmologist



Patient Name : Mr. HARISH MARATHE Age : 25 Y M
UHID : CWAN.0000136958 OP Visit No : CWANOPV236057
Reported on : 20-07-2024 13:31 Printed on : 20-07-2024 13:31
Adm/Consult Doctor : Ref Doctor : SELF

DEPARTMENT OF RADIOLOGY

X-RAY CHEST PA


Both lung fields and hila are normal .
No obvious active pleuro-parenchymal lesion seen .
Both costophrenic and cardiophrenic angles are clear .
Both diaphragms are normal in position and contour .
Thoracic wall and soft tissues appear normal.

CONCLUSION :

No obvious abnormality seen.

Printed on:20-07-2024 13:31

---End of the Report---



Dr. SATINDER LAMBA
MBBS, DMRE

Dr. Satinder Lamba - Radiology
(Ex-Major) Radiologist
Reg. No. 2004/02/300

Apollo Health and Lifestyle Limited

(CIN - U85110TG2000PLC115819)

Regd. Office: 1-10-60/62, Ashoka Raghupathi Chambers, 5th Floor, Begumpet, Hyderabad, Telangana - 500 016.

Ph No: 040-4904 7777, Fax No: 4904 7744 | Email ID: enquiry@apollohl.com | www.apollohl.com

APOLLO CLINICS NETWORK MAHARASHTRA

Pune (Aundh | Kharadi | Nigdi Pradhikaran | Viman Nagar | Wanowrie)

Online appointments: www.apolloclinic.com

TO BOOK AN APPOINTMENT

 **1860 500 7788**