



To,

The Coordinator,
Mediwheel (Arcofemi Healthcare Limited)
Helpline number: 011- 41195959

Dear Sir / Madam,

Sub: Annual Health Checkup for the employees of Bank of Baroda

This is to inform you that the following spouse of our employee wishes to avail the facility of Cashless Annual Health Checkup provided by you in terms of our agreement.

PARTICULARS OF HEALTH CHECK UP BENEFICIARY	
NAME	SHIULI KUMAR
DATE OF BIRTH	26-03-1993
PROPOSED DATE OF HEALTH CHECKUP FOR EMPLOYEE SPOUSE	27-05-2023
BOOKING REFERENCE NO.	23J72893100060304S
SPOUSE DETAILS	
EMPLOYEE NAME	MR. KUMAR SUBHAS
EMPLOYEE EC NO.	72893
EMPLOYEE DESIGNATION	HEAD CASHIER "E" _II
EMPLOYEE PLACE OF WORK	GOVINDPUR
EMPLOYEE BIRTHDATE	29-11-1989

This letter of approval / recommendation is valid if submitted along with copy of the Bank of Baroda employee id card. This approval is valid from **24-05-2023** till **31-03-2024**. The list of medical tests to be conducted is provided in the annexure to this letter. Please note that the said health checkup is a **cashless facility** as per our tie up arrangement. We request you to attend to the health checkup requirement of our employee's spouse and accord your top priority and best resources in this regard. The EC Number and the booking reference number as given in the above table shall be mentioned in the invoice, invariably.

We solicit your co-operation in this regard.

Yours faithfully,

Sd/-

**Chief General Manager
HRM Department
Bank of Baroda**



(Note: This is a computer generated letter. No Signature required. For any clarification, please contact Mediwheel (Arcofemi Healthcare Limited))

B बैंक ऑफ बरोडा
Bank of Baroda

नाम
Name : सुभाष कुमार
SUDHAS KUMAR

कर्मचारी क्र. नं. 72983
E.C.No. : 72983

Sudhas Kumar
Signature of holder

भारतीय रिज़र्व बैंक द्वारा मान्यता प्राप्त
Reserve Bank of India Authorized



आपका बैंक खाता नंबर 400 051
आपका खाता नंबर (अकाउंट)
आपका खाता नंबर (अकाउंट) 400 051, बैंक
नं. 20, 21, 22, 23, 24, 25, 26, 27, 28, 29, 30, 31, 32, 33, 34, 35, 36, 37, 38, 39, 40, 41, 42, 43, 44, 45, 46, 47, 48, 49, 50, 51, 52, 53, 54, 55, 56, 57, 58, 59, 60, 61, 62, 63, 64, 65, 66, 67, 68, 69, 70, 71, 72, 73, 74, 75, 76, 77, 78, 79, 80, 81, 82, 83, 84, 85, 86, 87, 88, 89, 90, 91, 92, 93, 94, 95, 96, 97, 98, 99, 100

If found, please return to
Asst. Manager (Security)
Bank of Baroda, Baroda Corporate Center
C-20, 3-Block, Bandra-Kurla Complex, Mumbai-400 051, India
Phone 91 22 499 5190 Fax 91 22 2652 5747


Group / Blood Group - AB+
www.bankofbaroda.com MOLE IN RIGHT HAND SHOULDER



भारत सरकार
Government of India



शिउली कुमर
Shiuli Kumar
जन्म तिथि/DOB: 26/03/1993
महिना / FEMALE



3930 3376 3507

मेरा आधार, मेरी पहचान



भारतीय विशिष्ट पहचान प्राधिकरण
Unique Identification Authority of India

पता:
W/O मुभाप कुमार, एयर पोर्ट के
पास, विज्ञान विहार कॉलोनी, ग्राम-
कुर्मिडीह, पोस्ट-कल्याणपुर,
कल्याणपुर, धनबाद,
झारखण्ड - 826004

Address:
W/O Subhas Kumar, Near Air
Port, vigyan vihar colony, vilk-
kurmidihpost-kalyanpur p.s-
barwadda, Kalyanpur, Dhanbad,
Jharkhand - 826004

3930 3376 3507

1947

help @ india.gov.in

www.india.gov.in

OUT PATIENT DEPARTMENT

Department of General Medicine

Regd. No. : MAY23-55152 Visit : OPD/270523/21113
 Patient Name : MRS. SHIULI KUMAR Mobile : 8092442513
 Age/Sex : 30 Y 2 M 1 D / Female Date : 27-May-2023 2:28 pm
 Address : NEAR AIR PORT, VIGYAN VIHAR COLONY, KUMARDIH, KALYANPUR, DHANBAD - 826004, Jharkh
 Doctor : Dr. Aditya Anurag MD (Medicine) OPD Timing :
 Referred By :

Allergies : Height : Ft In Temp. : C SPO2 : 99 %
 Weight : 60 Kg Pulse : 87 BPM B.P. : 120/80 mm/Hg

History and complaints :

Examination: *Hold*
 Diagnosis: *Hb-Electrophoresis*
Pl. come for routine
leuco-hypothyroid (on eltroxin 25µg)
No chronic illness.

Investigations:

Medicines Prescribed:

CUA-PIA-WNL
S creat-0.5
S uric acid-SB
HbA1c-SB
LP T-WNL
ALP-WNL
UACR-1.0
ESR-64
MT-7.4
PLT-232
MCV-80.5
TSH-9.15
RDW-14.0-WNL
RDW-CV-WNL

- Ad.*
- ① T. ~~EL~~ THYROX (12.5µg) [X] - E.C.
 - ② T. ~~EM~~ GEMCALIXI - 20
 - ③ Syp. Cherry x T. [X] - 20

Follow up: Days
 Date :
 Time :
 Advice (Diet/ Lifestyle / Rehab)

Restart after 1 month
Hb%, TSH
 Signature of Doctor
Aditya Anurag
 27/5/23

*This document is not valid for Medico-Legal purposes.



No. 10000

MR. SURESH KUMAR
Female

27-May-23 11:42:30

ANATOMY OF CARDIAC SCIENCE

Rate 78

Blood rhythm

Baseline number in lead I/II V2

Normal P axis, V-400 100 20

PR 137
QRS 81
QT 228
QTc 379

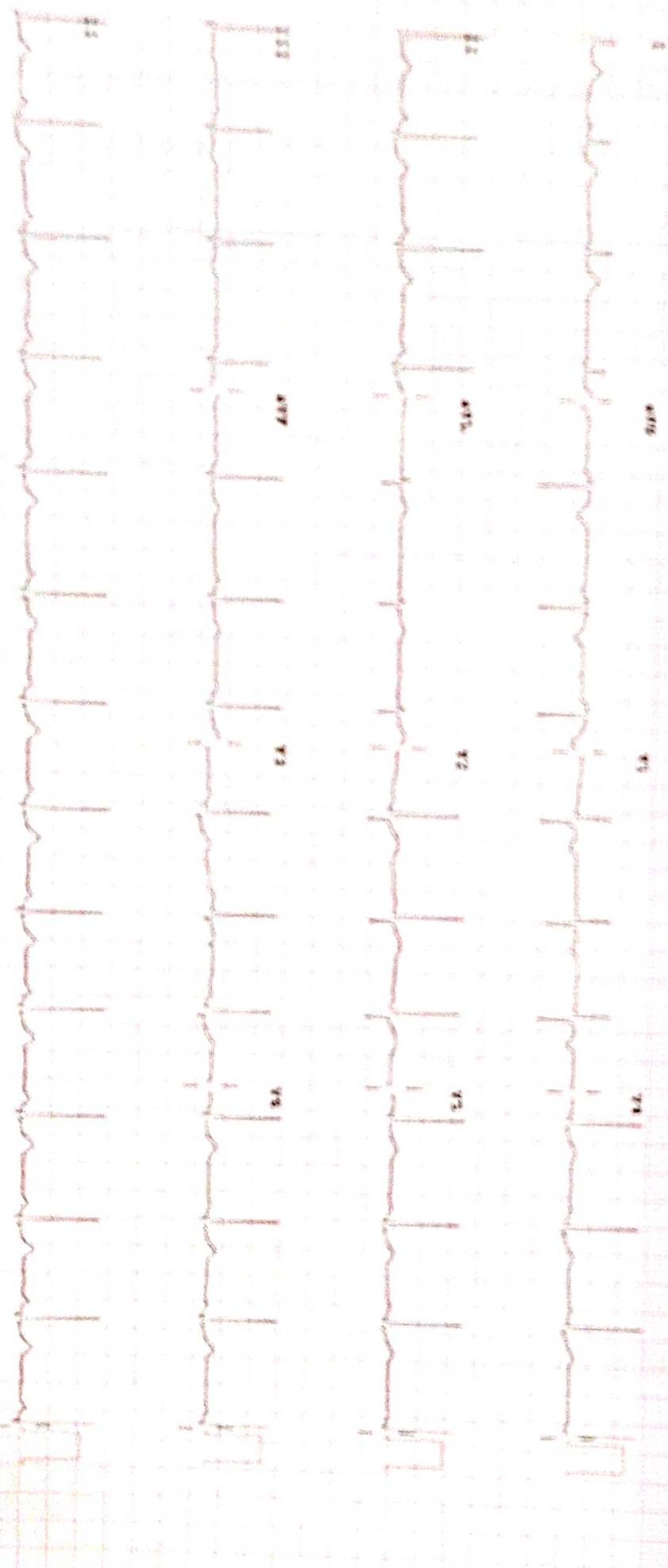
---4218---

P 40
QRS 70
T 21

12 Lead, Standard Placement

* NORMAL ECG *

(Standard 12 lead ECG)



Standard

Speed: 25 mm/sec Paper: 10 mm/sec Chart: 10.0 mm/sec

P 50-0 50-100 RR N PR1000 CL 77



An ISO 9001 : 2015
Organisation



असर्फी हॉस्पिटल

सबके लिए स्वास्थ्य

ECHOCARDIOGRAPHY REPORT

Name: MRS SHIULI KUMAR

Age: 30

Sex: Female

Date: 27/05/2023

2D & M-MODE MEASUREMENTS

LA Diam	2.2 cm
Ao Diam	2.4 cm
IVSd	0.8 cm
LVIDd	4.2 cm
LVPWd	1.0 cm
IVSs	1.5 cm
LVIDs	2.7 cm

2D & M-MODE CALCULATIONS

EDV(Teich)	79 ml
ESV(Teich)	28 ml
EF(Teich)	65 %
%FS	35 %
SV(Teich)	51 ml
LVd Mass	136.98 g
RWT	0.49

MITRAL VALVE

MV E Vel	1.04 m/s
MV DecT	188 ms
MV Dec Slope	5.5 m/s ²
MV A Vel	0.54 m/s
MV E/A Ratio	1.92

AORTIC VALVE

TRICUSPID VALVE

PULMONARY VALVE

PV Vmax	1.24 m/s
PV maxPG	6.20 mmHg

COMMENTS:

- NORMAL SIZE CARDIAC CHAMBERS
- NO LVRWMA
- NORMAL LV SYSTOLIC FUNCTION (EF-62%)
- NORMAL MITRAL INFLOW PATTERN
- NO MR, NO AR, NO TR
- IAS, IVS INTACT
- NO CLOT, PE
- IVC NORMAL

IMPRESSION:

- NORMAL SIZE CARDIAC CHAMBERS
- NO LVRWMA
- NORMAL LV SYSTOLIC FUNCTION (EF-62%)

DR. UDAY SHANKAR
(NON-INVASIVE CARDIOLOGIST)

TECH. SIG

Asarfi Hospital Limited

© AHL/D/0065/4115/March/23

Regd. Office : Baramuri, P.O. Bishunpur Polytechnic, Dhanbad-828130 CIN : U85110JH2005PLC011673
Ph. : 9234302735, 9234651512, 9234681514 / Email : info@asarfihospital.com / www.asarfihospital.com

RADIOLOGY REPORT



Reg. No.	55152	Ref. Dr.	SELF
Name	MRS SHIULI KUMAR	Study	USG WHOLE ABDOMEN
Age & Sex	30Y/F	Rep Date	27.05.2023

USG WHOLE ABDOMEN

- LIVER** : Liver is normal in size, shape & echotexture. No obvious focal lesion is seen. IHBR are not dilated.
- GALL BLADDER** : Past cholecystectomy status.
- CBD** : CBD is normal in course & caliber.
- PV** : PV is normal in course & caliber.
- PANCREAS** : Pancreas is normal in size, shape & echotexture. Peripancreatic soft tissues appear normal. MPD is not dilated.
- SPLEEN** : Spleen is normal in shape, size & echotexture. It measures 10.8cm in size.
- KIDNEYS** : The right kidney measures 10.7 x 3.8cm. The left kidney measures 10.8 x 3.7cm. Both kidneys are normal in shape, size & position. The pelvicalyceal system is normal. Corticomedullary differentiation is maintained. No focal lesion is seen.
- URINARY BLADDER** : Urinary bladder is well distended. No obvious calculus or mass lesion is seen. The wall thickness is normal.
- UTERUS** : Uterus is normal in size, shape & echotexture. It measures 8.6 x 3.8 x 4.3cm. Endometrium is central and measures 6.9 mm.
- OVARIES** : The right ovary measures 3 x 1.8cm. The left ovary measures 2.6 x 1.9cm. Both ovaries are normal in shape, size & position.
- OTHERS** : No ascites or retroperitoneal lymphadenopathy is seen. Umbilical hernia containing omental fat is seen. The defect measures 16.9mm in size.
- IMPRESSION** :
- Umbilical hernia containing omental fat.
 - No other significant abnormality detected.

Dr. VAISHALI PATEL
MBBS, DNB (Radio-diagnosis)
Consultant Radiologist



24 HOUR EMERGENCY

© AHL/D/0069/4180/April/23

"KEEP THE REPORTS CAREFULLY AND BRING THEM ALONG DURING YOUR NEXT VISIT TO OUR HOSPITAL"



ASARFI HOSPITAL LABORATORY

(A Unit of Asarfi Hospital Ltd.)

Baramulla, Baramulla (Netherlands), Pincode 828 130
 Ph. No: 7636363636, 840/840299, 841681914



Name : MRS. SHILPA KUMAR
 Age / Sex : 37 Yrs / Female
 Doctor :
 Reg. No. : MA123 55152
 Pat. Type : Ambulatory



Collection Time : 27/05/2023 10:43 am
 Receiving Time : 27/05/2023 10:47 am
 Reporting Time : 27/05/2023 2:10 pm
 Publish Time : 27/05/2023 2:13 pm

Test Name	Result	Flag	Unit	Reference Range
-----------	--------	------	------	-----------------

Biochemistry

Creatinine, Serum

Method: Enzymatic

Machine Name: M100

Creatinine, Serum

0.5

L

mg/dl

0.6-1.4

Uric Acid, Serum

Method: Enzymatic

Machine Name: M100

Uric Acid, Serum

5.3

mg/dl

3.1-7.0

Blood Urea Nitrogen (BUN)

Method: Calculated

Machine Name: M100

Blood Urea Nitrogen (BUN)

8.8

mg/dl

07-21

Fasting Blood Glucose, Plasma

Method: GOD-POD

Machine Name: M100

Fasting Blood Glucose, Plasma

84.0

mg/dl

70-110

LIPID PROFILE, SERUM

Method: Spectrophotometry

Machine Name: M100

Cholesterol, Total (CHOD/PAP)

125.0

mg/dl

<200 No risk 200-239 Moderate risk >240 High risk

Triglycerides (Enzymatic)

55.0

mg/dl

Normal: <150
 Borderline-high: 150-199
 High risk: 200-499

HDL Cholesterol (Enzymatic)

52.5

L

mg/dl

Very high risk >500
 <40 High Risk ; >60 No Risk

*This Document is not valid for Medico-Legal purposes.

DR N N SINGH
 MD (PATHOLOGY)

Page 1 of 10

Disclaimer of Laboratory Testing & Reporting

(1) It is presumed that the tests performed are on the specimen(s) belonging to the patient named or identified and the verification of the particulars have been carried out by the patient or his/her representative at the point of generation of the said specimen(s). Sample(s) Laboratory investigations are only for reference in arriving at diagnosis and should be clinically correlated. (2) Test results are not valid for medico-legal purposes. (3) Test requested might not be performed due to following reason: (a) Specimen received is insufficient or inappropriate. (b) Hemolysed/haemolytic etc. (c) Incorrect specimen use for requested test. (d) Specimen quality is unsatisfactory. (e) There is a discrepancy between the label on the specimen container and the Name on the test requisition form. (f) The Results of the Test May vary from lab and also from time to time for the same patient. (g) The results of a laboratory test are dependent on the quality of the sample as well as the assay technology. (7) In case of queries or discrepancies test results please call at 011 826702224. Email: lab@asarfi.com

24 HOUR EMERGENCY

© ARI/33066/4197/April/23

"KEEP THE REPORTS CAREFULLY AND BRING THEM ALONG DURING YOUR NEXT VISIT TO OUR HOSPITAL"



ASARFI HOSPITAL LABORATORY

(A Unit of Asarfi Hospital Ltd.)

Baramuri, Bishunpur Polytechnic, Dhanbad 828 130
Ph. No.: 7808368888, 9297862282, 9234681514



Name : MRS. SHIULI KUMAR
Age / Sex : 30 Yrs / Female
Doctor :
Reg. No. : MAY23-55152
Pat. Type : Mediwheel



Collection Time: 27-05-2023 10:42 am
Receiving Time: 27-05-2023 10:57 am
Reporting Time: 27-05-2023 2:10 pm
Publish Time : 27-05-2023 2:13 pm

Test Name	Result	Flag	Unit	Reference Range
LDL Cholesterol (Calculated)	59.0		mg/dl	Optimum:<100 Above optimum: <130; Moderate risk:130-159; High risk:>160
VLDL Cholesterol (Calculated)	11.0		mg/dl	0-30
Cholesterol Total : HDL Ratio (Calculated)	2.3		mg/dl	1.2-6.0

DR N N SINGH
MD (PATHOLOGY)

*This Document is not valid for Medico-Legal purposes.

Condition of Laboratory Testing & Reporting
 (1) It is presumed that the test(s) performed are on the specimen(s) /Sample(s) belonging to the patient named or identified and the verification of the particulars have been carried out by the patient or his/her representative at the point of generation of the said specimen(s)/ Sample(s)(2) Laboratory investigations are only tool to facilitate in arriving at diagnosis and should be clinically correlated. (3) Tests results are not valid for medico legal Purposes (4) Test requested might not be performed due to following Reason: (a)Specimen received is insufficient or inappropriate. (haemolysed/clotted/lipemic etc.) (b)Incorrect specimen type for requested test (c)Specimen quality is unsatisfactory (d) There is a discrepancy between the label on the specimen container and the Name on the test requisition form. (5) The Results of the Test May vary from lab and also from time to time for the same patient. (6) The results of a laboratory test are dependent on the quality of the sample as well as the assay technology. (7) In case of queries or unexpected test results please call at +91 9297862282, Email-labasarfi@gmail.com

24 HOUR EMERGENCY

"KEEP THE REPORTS CAREFULLY AND BRING THEM ALONG DURING YOUR NEXT VISIT TO OUR HOSPITAL"



ASARFI HOSPITAL LABORATORY

(A Unit of Asarfi Hospital Ltd.)

Baramuri, Bishunpur Polytechnic, Dhanbad 828 130
Ph. No.: 7808368888, 9297862282, 9234681514



Name : MRS. SHIULI KUMAR
Age / Sex : 30 Yrs / Female
Doctor :
Reg. No. : MAY23-55152
Pat. Type : Mediwheel



Collection Time : 27-05-2023 10:42 am
Receiving Time : 27-05-2023 10:57 am
Reporting Time : 27-05-2023 2:10 pm
Publish Time : 27-05-2023 2:13 pm

Test Name	Result	Flag	Unit	Reference Range
GLYCOCYLATED HEMOGLOBIN (HbA1C), BLOOD				
Method : HPLC / Nephelometry		Machine Name: BIO-RAD, D-10 / MISPA		
HbA1C	5.3 ✓		%	4.4-6.2
Estimated average glucose (eAG)	105		mg/dl	

Interpretation:

HbA1c result is suggestive of at risk for Diabetes (Prediabetes)/ well controlled Diabetes in a known Diabetic.

Note: Presence of Hemoglobin variants and/or conditions that affect red cell turnover must be considered, particularly when the HbA1C result does not correlate with the patient's blood glucose levels.

FACTORS THAT INTERFERE WITH HbA1C | FACTORS THAT AFFECT INTERPRETATION | MEASUREMENT | OF HbA1C RESULTS |

-----|-----|

Hemoglobin variants,elevated fetal	Any condition that shortens erythrocyte
hemoglobin (HbF) and chemically	survival or decreases mean erythrocyte
modified derivatives of hemoglobin	age (e.g.,recovery from acute blood loss,
(e.g. carbamylated Hb in patients	hemolytic anemia, HbSS, HbCC, and HbSC)
with renal failure) can affect the	will falsely lower HbA1c test results
accuracy of HbA1c measurements	regardless of the assay method used.Iron
	deficiency anemia is associated with
	higher HbA1c

-----|-----|

*This Document is not valid for Medico-Legal purposes.

DR N N SINGH
MD (PATHOLOGY)

Condition of Laboratory Testing & Reporting

(1) It is presumed that the test(s) performed are on the specimen(s) /Sample(s) belonging to the patient named or identified and the verification of the particulars have been carried out by the patient or his/her representative at the point of generation of the said specimen(s)/ Sample(s)(2) Laboratory investigations are only tool to facilitate in arriving at diagnosis and should be clinically correlated. (3) Tests results are not valid for medico legal Purposes. (4) Test requested might not be performed due to following Reason: (a)Specimen received is insufficient or inappropriate. (haemolysed/clotted/lipemic etc.) (b)Incorrect specimen type for requested test. (c)Specimen quality is unsatisfactory. (d) There is a discrepancy between the label on the specimen container and the Name on the test requisition form. (5) The Results of the Test May vary from lab and also from time to time for the same patient. (6) The results of a laboratory test are dependent on the quality of the sample as well as the assay technology. (7) In case of queries or unexpected test results please call at +91 9297862282, Email-labasarfi@gmail.com

24 HOUR EMERGENCY

"KEEP THE REPORTS CAREFULLY AND BRING THEM ALONG DURING YOUR NEXT VISIT TO OUR HOSPITAL"



Collection Time: 27-05-2023 10:42 am
Receiving Time: 27-05-2023 10:57 am
Reporting Time: 27-05-2023 2:10 pm
Publish Time: 27-05-2023 2:13 pm

Name : MRS. SHIULI KUMAR
Age / Sex : 30 Yrs / Female
Doctor :
Reg. No. : MAY23-55152
Pat. Type : Mediwheel

Test Name	Result	Flag	Unit	Reference Range
Liver Function Test (LFT)				
Machine Name: XL-640				
Method: Spectrophotometry				
Bilirubin Total (Diazo)	0.4		mg/dl	0.3-1.2
Bilirubin Direct (Diazo)	0.2		mg/dl	0.00-0.2
Bilirubin Indirect (Calculated)	0.2		mg/dl	0.00-1.0
SGPT (IFCC without PDP)	14.8		U/L	7-50
SGOT (IFCC without PDP)	17.8		U/L	5-45
Alkaline Phosphate (PNP AMP Kinetic)	230.0		U/L	70-306
GGT (Enzymatic)	14.4		U/L	0-55
Protein Total (Biuret)	6.9		g/dl	6.4-8.3
Albumin (BCG)	4.3		g/dl	3.5-5.2
Globulin (Calculated)	2.6		g/dl	2.3-3.5
A : G Ratio (Calculated)	1.6			0.8-2.0

DR N N SINGH
MD (PATHOLOGY)

*This Document is not valid for Medico-Legal purposes.

Page 4 of 10

Condition of Laboratory Testing & Reporting

(1) It is presumed that the test(s) performed are on the specimen(s) / Sample(s) belonging to the patient named or identified and the verification of the particulars have been carried out by the patient or his/her representative at the point of generation of the said specimen(s) / Sample(s). (2) Laboratory investigations are only tool to facilitate in arriving at diagnosis and should be clinically correlated. (3) Tests results are not valid for medico legal Purposes. (4) Test requested might not be performed due to following Reason: (a) Specimen received is insufficient or inappropriate. (haemolysed clotted lipemic etc.) (b) incorrect specimen type for requested test. (c) Specimen quality is unsatisfactory. (d) There is a discrepancy between the label on the specimen container and the Name on the test requisition form. (5) The Results of the Test May vary from lab and also from time to time for the same patient. (6) The results of a laboratory test are dependent on the quality of the sample as well as the assay technology. (7) In case of queries or unexpected test results please call at +91 9297862282, Email-labasarfi@gmail.com

© AHL/D/0066/4197/April/23

24 HOUR EMERGENCY

"KEEP THE REPORTS CAREFULLY AND BRING THEM ALONG DURING YOUR NEXT VISIT TO OUR HOSPITAL"



Name : MRS. SHIULI KUMAR
Age / Sex : 30 Yrs / Female
Doctor :
Reg. No. : MAY23-55152
Pat. Type : Mediwheel

Collection Time: 27-05-2023 10:42 am
Receiving Time: 27-05-2023 10:57 am
Reporting Time: 27-05-2023 2:10 pm
Publish Time: 27-05-2023 2:13 pm

Test Name	Result	Flag	Unit	Reference Range
Routine Urine Examination; Urine				
<i>Method: Microscopic</i>				
Appearance	CLEAR			
Colour	STRAW			
Volume	20		ml.	
Protiens	NEGATIVE			
Glucose	NEGATIVE			
PH	6.0			
Specific Gravity	1.015			
Bilirubin	NEGATIVE			
Ketone Bodies	XX			
Bile Salts	XX			
Bile Pigments	XX			
Pus Cells	1-2		/hpf.	
Epithelial Cells	0-1		/hpf.	
R.B.C.	NIL		/hpf.	
Casts	NOT SEEN		/hpf.	
Crystals	NOT SEEN		/hpf.	
others	NOT SEEN			

*This Document is not valid for Medico-Legal purposes.

DR N N SINGH
MD (PATHOLOGY)

Page 6 of 10

Condition of Laboratory Testing & Reporting

(1) It is presumed that the test(s) performed are on the specimen(s) / Sample(s) belonging to the patient named or identified and the verification of the particulars have been carried out by the patient or his/her representative at the point of generation of the said specimen(s) / Sample(s) (2) Laboratory investigations are only tool to facilitate in arriving at diagnosis and should be clinically correlated. (3) Tests results are not valid for medico legal Purposes (4) Test requested might not be performed due to following Reason: (a) Specimen received is insufficient or inappropriate. (b) Hemolysed/coagulated/serum etc. (5) Incorrect specimen type for requested test. (c) Specimen quality is unsatisfactory. (d) There is a discrepancy between the label on the specimen container and the Name on the test requisition form. (5) The Results of the Test May vary from lab and also from time to time for the same patient. (6) The results of a laboratory test are dependent on the quality of the sample as well as the assay technology. (7) In case of queries or unexpected test results please call at +91 9297862282, E-mail-labasarfi@gmail.com

24 HOUR EMERGENCY

© ANL/D/0066/4197/April/23

"KEEP THE REPORTS CAREFULLY AND BRING THEM ALONG DURING YOUR NEXT VISIT TO OUR HOSPITAL"



Name : MRS. SHIULI KUMAR
Age / Sex : 30 Yrs / Female
Doctor :
Reg. No. : MAY23-55152
Pat. Type : Mediwheel



Collection Time: 27-05-2023 10:42 am
Receiving Time: 27-05-2023 10:57 am
Reporting Time: 27-05-2023 2:10 pm
Publish Time : 27-05-2023 2:13 pm

Test Name	Result	Flag	Unit	Reference Range
Protein:Creatinine Ratio; Urine				
<i>Method: Immunoturbidimetry, Spectrophotometry</i>				
Protein	10		mg/L	
Creatinine	10		mg/dl	
PCR	1.0		mg/g	0-0.5

*This Document is not valid for Medico-Legal purposes.

DR N N SINGH
MD (PATHOLOGY)

Page 7 of 10

Convention of Laboratory Testing & Reporting

(1) It is presumed that the test(s) performed are on the specimen(s) /Sample(s) belonging to the patient named or identified and the verification of the particulars have been carried out by the patient or his/her representative at the point of generation of the said specimen(s)/ Sample(s)(2) Laboratory investigations are only tool to facilitate in arriving at diagnosis and should be clinically correlated. (3) Tests results are not valid for medico legal Purposes (4) Test requested might not be performed due to following Reason: (a)Specimen received is insufficient or inappropriate. (haemolysed/clotted/lipemic etc.) (b)incorrect specimen type for requested test (c)Specimen quality is unsatisfactory. (d) There is a discrepancy between the label on the specimen container and the Name on the test requisition form. (5) The Results of the Test May vary from lab and also from time to time for the same patient. (6) The results of a laboratory test are dependent on the quality of the sample as well as the assay technology. (7) In case of queries or unexpected test results please call at +91 9297862282. Email-labasarf@gmail.com

24 HOUR EMERGENCY

© AHL/D/0066/4197/April/23

"KEEP THE REPORTS CAREFULLY AND BRING THEM ALONG DURING YOUR NEXT VISIT TO OUR HOSPITAL"



असर्फी हॉस्पिटल
सबके लिए स्वास्थ्य

ASARFI HOSPITAL LABORATORY

(A Unit of Asarfi Hospital Ltd.)

Baramuni, Bishunpur Polytechnic, Dhanbad 826 130
Ph. No.: 7808368888, 9297862282, 9234881314



Name : MRS. SHIULI KUMAR
Age / Sex : 30 Yrs / Female
Doctor :
Reg. No. : MAY23-55152
Pat. Type : Mediwheel



Collection Time: 27-05-2023 10:42 am
Receiving Time: 27-05-2023 10:57 am
Reporting Time: 27-05-2023 2:10 pm
Publish Time: 27-05-2023 2:13 pm

Test Name	Result	Flag	Unit	Reference Range
Haematology				
BLOOD GROUP, ABO & RH TYPING				
Method: Agglutination				
ABO GROUP	B	-		0-0
RH TYPING	POSITIVE	-		0-0
ESR (Erythrocyte Sedimentation Rate)				
Method: Westergren				
ESR	64	H	mm/hr	0-10

Machine Name: VES-MATIC 20

*This Document is not valid for Medico-Legal purposes.

DR N N SINGH
MD (PATHOLOGY)

Page 8 of 10

Condition of Laboratory Testing & Reporting

(1) It is presumed that the test(s) performed are on the specimen(s) / Sample(s) belonging to the patient named or identified and the verification of the particulars have been carried out by the patient or his/her representative at the point of generation of the said specimen(s) / Sample(s). (2) Laboratory investigations are only tool to facilitate in arriving at diagnosis and should be clinically correlated. (3) Tests results are not valid for medico legal Purposes. (4) Test requested, might not be performed due to following Reason: (a) Specimen received is insufficient or inappropriate. (haemolysed/clotted/lipemic etc.) (b) incorrect specimen type for requested test. (c) Specimen quality is unsatisfactory. (d) There is a discrepancy between the label on the specimen container and the Name on the test requisition form. (5) The Results of the Test May vary from lab and also from time to time for the same patient. (6) The results of a laboratory test are dependent on the quality of the sample as well as the assay technology. (7) In case of queries or unexpected test results please call at +919297862282. Email-labiasarfi@gmail.com

24 HOUR EMERGENCY

© AHL/D/0066/4197/April/23

"KEEP THE REPORTS CAREFULLY AND BRING THEM ALONG DURING YOUR NEXT VISIT TO OUR HOSPITAL"



Name : MRS. SHIULI KUMAR
Age / Sex : 30 Yrs / Female
Doctor :
Reg. No. : MAY23-55152
Pat. Type : Mediwheel



Collection Time : 27-05-2023 10:42 am
Receiving Time : 27-05-2023 10:57 am
Reporting Time : 27-05-2023 2:10 pm
Publish Time : 27-05-2023 2:13 pm

Test Name	Result	Flag	Unit	Reference Range
Complete Blood Count (CBC)				
Method : Electronical Impedence		Machine Name: Sysmex 6 part		
Hemoglobin	7.4	L	g/dl	13-18
Total Leukocyte Count (TLC)	5,100		/cu-mm	4000-11000
PCV	25.6	L	%	40-50
MCH	23.3	L	Pg	27-31
MCHC	28.9	L	g/dl	31.5-35.5
Red Cell Distribution Width (RDW)	16.2	H	%	11.6-14
Neutrophils	60		%	55-75
Lymphocytes	30		%	15-30
Eosinophils	04		%	1-6
Monocytes	06		%	2-10
Basophils	00		%	0-1
RBC Count	3.18	L	million/mm ³	4.5-5.5
Mean Corpuscular Volume (MCV)	80.5	L	fL	83-101
Platelet Count	2.32		lakhs/cumm	1.5-4.5

*This Document is not valid for Medico-Legal purposes.


DR N N SINGH
MD (PATHOLOGY)

Page 9 of 10

Condition of Laboratory Testing & Reporting

(1) It is presumed that the test(s) performed are on the specimen(s) /Sample(s) belonging to the patient named or identified and the verification of the particulars have been carried out by the patient or his/her representative at the point of generation of the said specimen(s)/ Sample(s)(2) Laboratory investigations are only tool to facilitate in arriving at diagnosis and should be clinically correlated. (3) Tests results are not valid for medico legal Purposes. (4) Test requested might not be performed due to following Reason: (a)Specimen received is insufficient or inappropriate. (haemolysed/clotted/lipemic etc.) (b)Incorrect specimen type for requested test (c)Specimen quality is unsatisfactory. (d) There is a discrepancy between the label on the specimen container and the Name on the test requisition form. (5) The Results of the Test May vary from lab and also from time to time for the same patient. (6) The results of a laboratory test are dependent on the quality of the sample as well as the assay technology. (7) In case of queries or unexpected test results please call at +91 9297862282, Email-labasarfi@gmail.com

24 HOUR EMERGENCY

© AHL/D/0066/4197/April/23

PLEASE BRING THEM ALONG DURING YOUR NEXT VISIT TO OUR HOSPITAL "



Collection Time: 27-05-2023 10:42 am

Receiving Time: 27-05-2023 10:57 am

Reporting Time: 27-05-2023 2:10 pm

Publish Time: 27-05-2023 2:13 pm

Name : MRS. SHIULI KUMAR
Age / Sex : 30 Yrs / Female
Doctor :
Reg. No. : MAY23-55152
Pat. Type : Mediawheel

Test Name	Result	Flag	Unit	Reference Range
-----------	--------	------	------	-----------------

Immunology and Serology

THYROID PROFILE, TOTAL, SERUM

Method: ECLIA

Machine Name: Vitros ECI

T3, Total	1.33		ng/ml	0.8-2.0
T4, Total	11.5		µg/dL	5.10-14.10
TSH (Ultrasensitive)	2.15		mIU/mL	0.27-4.2

Interpretation:

1. TSH levels are subject to circadian variation, reaching peak levels between 2 - 4.a.m. and at a minimum between 6-10 pm . The variation is of the order of 50% . hence time of the day has influence on the measured serum TSH concentrations.
2. Alteration in concentration of Thyroid hormone binding protein can profoundly affect Total T3 and/or Total T4 levels especially in pregnancy and in patients on steroid therapy.
3. Unbound fraction (Free,T4 /Free,T3) of thyroid hormone is biologically active form and correlate more closely with clinical status of the patient than total T4/T3 concentration
4. Values <0.03 uIU/mL need to be clinically correlated due to presence of a rare TSH variant in some individuals.

*This Document is not valid for Medico-Legal purposes.

DR N N SINGH
MD (PATHOLOGY)

Page 10 of 10

Condition of Laboratory Testing & Reporting

(1) It is presumed that the test(s) performed are on the specimen(s) /Sample(s) belonging to the patient named or identified and the verification of the particulars have been carried out by the patient or his/her representative at the point of generation of the said specimen(s) /Sample(s)(2) Laboratory investigations are only tool to facilitate in arriving at diagnosis and should be clinically correlated. (3) Tests results are not valid for medico legal Purposes (4) Test requested might not be performed due to following Reason. (a)Specimen received is insufficient or inappropriate. (haemolysed/plotted/panic etc.) (b)incorrect specimen type for requested test. (c)Specimen quality is unsatisfactory. (d) There is a discrepancy between the label on the specimen container and the Name on the test requisition form. (5) The Results of the Test May vary from lab and also from time to time for the same patient. (6) The results of a laboratory test are dependent on the quality of the sample as well as the assay technology. (7) In case of queries or unexpected test results please call at +91 9297862282. Email-labasarfi@gmail.com

24 HOUR EMERGENCY

© AHL/D/0066/4197/April/23

"KEEP THE REPORTS CAREFULLY AND BRING THEM ALONG DURING YOUR NEXT VISIT TO OUR HOSPITAL"



ASARFI HOSPITAL LABORATORY

(A Unit of Asarfi Hospital Ltd.)

Baramuri, Bishunpur Polytechnic, Dhanbad 828 130

Ph. No.: 7808368888, 9297862282, 9234681514



Name : MRS. SHIULI KUMAR
Age / Sex : 30 Yrs / Female
Doctor :
Reg. No. : MAY23-55152
Pat. Type : Mediwheel



Collection Time : 27-05-2023 10:42 am
Receiving Time : 27-05-2023 10:57 am
Reporting Time : 27-05-2023 4:11 pm
Publish Time : 29-05-2023 10:06 am

Test Name	Result	Flag	Unit	Reference Range
Glucose, PP Method: GOD-POD				
Glucose, PP	105.9		mg/dl	70-140

Note: Additional tests available for Diabetic control are Glycated Hemoglobin (HbA1c), Fructosamine

*This Document is not valid for Medico-Legal purposes.

DR N N SINGH
MD (PATHOLOGY)

Page 4 of 11

Condition of Laboratory Testing & Reporting

(1) It is presumed that the test(s) performed are on the specimen(s) /Sample(s) belonging to the patient named or identified and the verification of the particulars have been carried out by the patient or his/her representative at the point of generation of the said specimen(s) /Sample(s) (2) Laboratory investigations are only tool to facilitate in arriving at diagnosis and should be clinically correlated. (3) Tests results are not valid for medico legal Purposes. (4) Test requested might not be performed due to following Reason: (a) Specimen received is insufficient or inappropriate. (haemolysed/clotted/lipemic etc.) (b) Incorrect specimen type for requested test. (c) Specimen quality is unsatisfactory. (d) There is a discrepancy between the label on the specimen container and the Name on the test requisition form. (5) The Results of the Test May vary from lab and also from time to time for the same patient. (6) The results of a laboratory test are dependent on the quality of the sample as well as the assay technology. (7) In case of queries or unexpected test results please call at +91 9297862282, Email-labasarfi@gmail.com

24 HOUR EMERGENCY

© AHL/D/0066/4197/April/23

"KEEP THE REPORTS CAREFULLY AND BRING THEM ALONG DURING YOUR NEXT VISIT TO OUR HOSPITAL"

PROVISIONAL REPORT

Name : MRS. SHIULI KUMAR
Age / Sex : 30 Yrs / Female
Doctor :
Reg. No. : MAY23-55152
Pat. Type : Mediwheel



Collection Time: 27-05-2023 10:42 am
Receiving Time: 27-05-2023 10:57 am
Reporting Time: 29-05-2023 10:31 am
Publish Time: 29-05-2023 4:15 pm

Test Name	Result	Flag	Unit	Reference Range
-----------	--------	------	------	-----------------

Microbiology

Culture & Sensitivity (Urine)

Method: vitek 2 compact

Machine Name: vitek 2 compact


Organism Isolated
NO GROWTH OF ANY ORGANISM

Note:

In view of developing antibiotics resistance in india. It is advisalbe to use anitbiotics belonging to Group B & C only if the patient is resistant to antibiotics.

* Insturment used Bact/Alert 3D 60 & vitek 2 compact.

*This Document is not valid for Medico-Legal purposes.


DR N N SINGH
MD (PATHOLOGY)

Page 12 of 12

Condition of Laboratory Testing & Reporting

(1) It is presumed that the test(s) performed are on the specimen(s) /Sample(s) belonging to the patient named or identified and the verification of the particulars have been carried out by the patient or his/her representative at the point of generation of the said specimen(s)/ Sample(s)(2) Laboratory investigations are only tool to facilitate in arriving at diagosis and should be clinically correlated. (3) Tests results are not valid for medico legal Purposes. (4) Test requested might not be performed due to following Reason: (a)Specimen received is insufficient or inappropriate. (haemolysed/clotted/lipemic etc.) (b)Incorrect specimen type for requested test. (c)Specimen quality is unsatisfactory. (d) There is a discrepancy between the label on the specimen container and the Name on the test requisition form. (5) The Results of the Test May vary from lab and also from time to time for the same patient. (6) The results of a laboratory test are dependent on the quality of the sample as well as the assay technology. (7) In case of queries or unexpected test results please call at +91 9297862282, Email-labasarfi@gmail.com

24 HOUR EMERGENCY

© AHL/D/0066/4197/April/23

"KEEP THE REPORTS CAREFULLY AND BRING THEM ALONG DURING YOUR NEXT VISIT TO OUR HOSPITAL"

RADIOLOGY REPORT

Patient Information			
Patient Name	MRS SHIULI KUMAR	Patient ID	55152
Age Gender	30Y/FEMALE	Scan Date	MAY 27 2023
Referring Doctor	DR SELF	Report Date	MAY 27 2023

X-RAY CHEST

FINDINGS

The heart is normal in size and contour.

The aorta is normal.

The mediastinum, hila and pulmonary vasculature are also normal.

Trachea is central. Tracheo-bronchial tree is normal.

No focal lung lesion is seen.

No pneumothorax is seen.


The costophrenic sulci and hemidiaphragms are preserved.

Bony thoracic cage is normal. Both domes of diaphragm are normally placed. No soft tissue abnormality seen.

CONCLUSION

No gross chest abnormality is seen.

Kindly correlate with other clinical parameters.



Dr. Sanjay Khemuka

MD Radiology

Consultant Radiologist

Maharashtra Medical Council

Registration Number: 56467



MRS SHIULI KUMAR 30Y DR SELF | 1

24 HOUR EMERGENCY

© AHL/D/0069/4180/Apri/23



"KEEP THE REPORTS CAREFULLY AND BRING THEM ALONG DURING YOUR NEXT VISIT TO OUR HOSPITAL"