



# REVIVAL DIAGNOSTICS

## HEALTH CHECK-UP SUMMARY

Name: Khushbu Thakkar

Date: 11/02/2023

Email ID:

Sex: F Age: 30 Years Contact No: 9913725499 Remarks:

Under-weight -

Normal -

Over-weight ✓

### i> BMI

Height (in Cm): 152 Weight (in Kg): 84 BMI: 36.4

### ii> Blood Pressure & Pulse

110/70 mm/hg  
66/min.

If high or low, whether the person is on medication: YES / NO

### iii> Blood Tests & Lung Function Remarks

Rg  
CVS  
CNS } NO

If abnormal, whether the person is on medication: YES / NO

### iv> Eye Test Remarks

Eye Test: (R) 6/12 (L) 6/9 with specs.  
Color Vision: (P)

### v> Heart Disease

Whether any specific heart ailment detected (ECG findings):  
normal

### vi> Any other problems needing attention / Overall Assessment:

no

**Dr. Chirag Patel**  
M.B.B.S. G-49432

Signature of the Doctor

*Khushbu*

## Revival Diagnostic

401, Aqua Corridor,  
B/s. Star Bazar, Surat-395009  
Mo. 91062-28601

0261 2747788, 9825947712

4<sup>TH</sup> Floor, Aqua Corridor, Hazira Road, Adajan Pal, Surat-395009.

revivaldiagnostics.surat@gmail.com

www.revivaldiagnostics.com



NAME: Khushbu Thakkar SEX: F  
BIRTHDATE: 03/11/1992 AGE: 30

## DEPARTMENT OF OPHTHALMOLOGY

### EYE TEST:

#### 1. VISION:

RIGHT EYE - G/12 } with specs.  
LEFT EYE - G/9 }

#### 2. COLOR VISION:

RIGHT EYE - (2)  
LEFT EYE - (2)

#### 3. FUNDUS:

RIGHT EYE - (2)  
LEFT EYE - (2)

### REMARKS:

(2) *Khushbu*

**Revival Diagnostic**  
401, Aqua Corridor,  
B/s. Star Bazar, Surat-395009  
Ophthalmologist/Optomtrist  
0261 2747788



0261 2747788, 9825947712



4<sup>TH</sup> Floor, Aqua Corridor, Hazira Road, Adajan Pal, Surat-395009.



revivaldiagnostics.surat@gmail.com



www.revivaldiagnostics.com





# REVIVAL DIAGNOSTICS

## Dental Assessment Form

NAME  
AGE

Khushbu Thakkar  
30

DATE  
SEX

11/02/2023  
F

### \* CHIEF COMPLAINT

- A CLINICAL FEATURES :- normal
- 1 CAVIES :- }  
2 MISSING TOOTH :- } NO  
3 MALOCCLUSION :- }  
4 FILLING :- } (R) Upper (L) lower 1st molar
- B DIAGNOSIS :- normal
- C PERSONAL HISTORY :- Hygienic
- D PROVISIONAL D/G :- (R)
- E MEDICAL HISTORY :- Filling + capping
- F FINAL D/G :- (R)
- G TREATMENT PLAN :- NO

CLINT SIGN

(R) Khushbu Thakkar

**Revival Diagnostic**

Dr. Khushbu Thakkar  
401, Aqua Corridor,  
BDO'S SIGN, Surat-395009  
Mo. 91062-28601



0261 2747788, 9825947712



4<sup>TH</sup> Floor, Aqua Corridor, Hazira Road, Adajan Pal, Surat-395009.



revivaldiagnostics.surat@gmail.com



www.revivaldiagnostics.com

This Medical Report Is Not Intended For Medico-legal Purposes.  
Laboratory Test Results Are Subject To Technical Limitation And Should  
Be Clinically Correlate For Final Diagnosis



# REVIVAL DIAGNOSTICS



Name	<b>KHUSHBU P THAKKAR</b>	Age/Gender	<b>30Yrs/Female</b>
Reg No.	<b>1336/23</b>	Receipt No	<b>5703</b>
Referred By	<b>BOB - MEDI WHEEL(PKG10000241)</b>	Mode of Payment	<b>CREDIT</b>
Collection Type	<b>CENTER</b>	Collection DateTime	<b>11-Feb-2023 10:04 AM</b>

## **BLOOD GROUP** - 110223112 Released at 11-Feb-2023 01:18 PM

Parameter	Result	Biological Ref.Range	Method
-Blood Group	"B"		
-Rh Factor	POSITIVE		

## **CBC** - 110223110 Released at 11-Feb-2023 11:16 AM

Parameter	Result	Biological Ref.Range	Method
-Haemoglobin	<b>10.3 gm/dL</b>	<b>L (12 - 16 gm/dL)</b>	Auto
-RBC Count	4.36 mill/cumm	(4.2 - 5.4 mill/cumm)	Auto
-Total WBC Count	8500 /cumm	(4000 - 10000 /cumm)	Auto
-Platelet Count	3.95 lakh/cumm	(1.5 - 4.5 lakh/cumm)	Auto

## **Blood Indices**

-HCT	<b>33.5 %</b>	<b>L (40 - 55 %)</b>	Auto
-MCV	<b>76.7 fl</b>	<b>L (80 - 92 fl)</b>	Auto
-MCH	<b>23.7 pg</b>	<b>L (27 - 31 pg)</b>	Auto
-MCHC	<b>30.9 gm/dL</b>	<b>L (32 - 36 gm/dL)</b>	Auto
-RDW	14.0 %	(11 - 15 %)	Auto

## **Diff WBC Count**

-Polymorphs	57 %	(40 - 80 %)	Microscopically
-Lymphocytes	38 %	(20 - 40 %)	Microscopically
-Eosinophils	03 %	(1 - 6 %)	Microscopically
-Monocytes	02 %	(2 - 7 %)	Microscopically
-Basophils	00 %	(0 - 1 %)	Microscopically
-PLATELET ON SMEAR	Adequate		Microscopically
-MALARIAL PARASITES	Malarial Parasites Not Detected		Microscopically

[Test performed on Fully Automated Hematology Analyzer ERBA H-360]

## **Revival Diagnostics**

401-Aqua Corridor,  
Beside Star Bazar, Adajan,  
Surat-395009. Mo. 9825947712

Dr. Shivangi Gandhi

M.B.B.S. M.D (Pathology)



0261 2747788, 9825947712



4<sup>TH</sup> Floor, Aqua Corridor, Hazira Road, Adajan Pal, Surat-395009.



revivaldiagnostics.surat@gmail.com



www.revivaldiagnostics.com

This Medical Report Is Not Intended For Medico-legal Purposes.  
Laboratory Test Results Are Subject To Technical Limitation And Should  
Be Clinically Correlate For Final Diagnosis





# REVIVAL DIAGNOSTICS

Name	<b>KHUSHBU P THAKKAR</b>	Age/Gender	<b>30Yrs/Female</b>
Reg No.	<b>1336/23</b>	Receipt No	<b>5703</b>
Referred By	<b>BOB - MEDI WHEEL(PKG10000241)</b>	Mode of Payment	<b>CREDIT</b>
Collection Type	<b>CENTER</b>	Collection DateTime	<b>11-Feb-2023 10:04 AM</b>

**ESR** - 110223110 Released at 11-Feb-2023 11:55 AM

Parameter	Result	Biological Ref.Range	Method
-E.S.R	12 mm/hr	(3 - 15 mm/hr)	



## Revival Diagnostics

401-Aqua Corridor,  
Beside Star Bazar, Adajan,  
Surat-395009. Mo. 9825947712

Dr. Shivangi Gandhi

M.B.B.S, M.D (Pathology)

revivaldiagnostics.surat@gmail.com



0261 2747788, 9825947712



4<sup>TH</sup> Floor, Aqua Corridor, Hazira Road, Adajan Pal, Surat-395009.



revivaldiagnostics.surat@gmail.com



www.revivaldiagnostics.com

This Medical Report Is Not Intended For Medico-legal Purposes.  
Laboratory Test Results Are Subject To Technical Limitation And Should  
Be Clinically Correlate For Final Diagnosis



# REVIVAL DIAGNOSTICS



Name	<b>KHUSHBU P THAKKAR</b>	Age/Gender	<b>30Yrs/Female</b>
Reg No.	<b>1336/23</b>	Receipt No	<b>5703</b>
Referred By	<b>BOB - MEDI WHEEL(PKG10000241)</b>	Mode of Payment	<b>CREDIT</b>
Collection Type	<b>CENTER</b>	Collection DateTime	<b>11-Feb-2023 10:04 AM</b>

### **FBS & PPBS** - 110223111 Released at 11-Feb-2023 02:26 PM

Parameter	Result	Biological Ref.Range	Method
-Fasting Blood Sugar (FBS)	96 mg/dL	70-100 mg/dl Impaired Tolerance:100-125 Diabetes Mellitus:>=126 (On more than one occasion) (American diabetes association guidelines 2022)	
-Fasting Urine Sugar	Absent		
-Fasting Urine Acetone	Absent		
-PPBS	123 mg/dL	(90 - 140 mg/dL)	
-PP2BS URINE SUGAR	Absent		
-PP2BS URINE ACETONE	Absent		

### **HBA1C** - 110223110 Released at 11-Feb-2023 02:27 PM

Parameter	Result	Biological Ref.Range	Method
-HBA1C	5.4 %	HbA1C Degree of Glucose Control <5.6 % Non Diabetics 5.7 - 6.4 % Prediabetics > =6.5 % Diabetics (REF:Wallace, 11th Edition ) REMARKS: 6 - 7 % Excellent Control 7 - 8 % Good Control 8 - 10 % Unsatisfactory Control >10 % Poor Control	Boronate Affinity

-Method[] High Performance Liquid Chromatography (HPLC)

**Revival Diagnostics**  
401-Aqua Corridor,  
Beside Star Bazar, Adajan,  
Surat-395009. Mo. 9825947712

Dr. Shivangi Gandhi

M.B.B.S. M.D (Pathology)



0261 2747788, 9825947712



4<sup>TH</sup> Floor, Aqua Corridor, Hazira Road, Adajan Pal, Surat-395009.



revivaldiagnostics.surat@gmail.com



www.revivaldiagnostics.com

This Medical Report Is Not Intended For Medico-legal Purposes.  
Laboratory Test Results Are Subject To Technical Limitation And Should  
Be Clinically Correlate For Final Diagnosis





# REVIVAL DIAGNOSTICS

Name	<b>KHUSHBU P THAKKAR</b>	Age/Gender	<b>30Yrs/Female</b>
Reg No.	<b>1336/23</b>	Receipt No	<b>5703</b>
Referred By	<b>BOB - MEDI WHEEL(PKG10000241)</b>	Mode of Payment	<b>CREDIT</b>
Collection Type	<b>CENTER</b>	Collection DateTime	<b>11-Feb-2023 10:04 AM</b>

## **LIVER FUNCTION TEST (LFT)** - 110223112 Released at 11-Feb-2023 02:27 PM

Parameter	Result	Biological Ref.Range	Method
-Serum Total Bilirubin	0.2 mg/dL	(0 - 1.3 mg/dL)	Diazo
-Serum Direct Bilirubin	0.1 mg/dL	(0 - 0.4 mg/dL)	Diazo
-Serum InDirect Bilirubin	0.1 mg/dL	(0.1 - 1.3 mg/dL)	Calculated
-Total Protein (TP)	6.9 gm/dL	(6.4 - 8.3 gm/dL)	Biuret
-Albumin (ALB)	3.8 gm/dL	(3.5 - 5.2 gm/dL)	BCG
-Globulin	3.1 gm/dL	(2.3 - 3.6 gm/dL)	Calculated
-A/G Ratio	1.23 gm/dL	(1 - 2.3 gm/dL)	Calculated
-SGPT(ALT)	8 U/L	(5 - 45 U/L)	IFCC, Kinetic without Pyridoxal Phosphate
-SGOT (AST)	11 U/L	(0 - 35 U/L)	IFCC, Without Pyridoxal Phosphate
-Alkaline Phosph.	87 U/L	(42 - 128 U/L)	ALP-AMP
-GGT	14 U/L	(5 - 50 U/L)	Glupa-C

[Test performed on Fully Automated Biochemistry Analyzer ERBA EM200]

REVIVAL  
DIAGNOSTICS

**Revival Diagnostics**

401-Aqua Corridor,  
Beside Star Bazar, Adajan,  
Surat-395009, Mo. 9825947712

Dr. Shivangi Gandhi

M.B.B.S. M.D (Pathology)



0261 2747788, 9825947712



4<sup>TH</sup> Floor, Aqua Corridor, Hazira Road, Adajan Pal, Surat-395009.



revivaldiagnostics.surat@gmail.com



www.revivaldiagnostics.com

This Medical Report Is Not Intended For Medico-legal Purposes.  
Laboratory Test Results Are Subject To Technical Limitation And Should  
Be Clinically Correlate For Final Diagnosis



# REVIVAL DIAGNOSTICS



Name	<b>KHUSHBU P THAKKAR</b>	Age/Gender	<b>30Yrs/Female</b>
Reg No.	<b>1336/23</b>	Receipt No	<b>5703</b>
Referred By	<b>BOB - MEDI WHEEL(PKG10000241)</b>	Mode of Payment	<b>CREDIT</b>
Collection Type	<b>CENTER</b>	Collection DateTime	<b>11-Feb-2023 10:04 AM</b>

### Creatinine - 110223112 Released at 11-Feb-2023 02:27 PM

Parameter	Result	Biological Ref.Range	Method
-Creatinine	0.6 mg/dL	(0.6 - 1.14 mg/dL)	ENZYMATIC

### BUN - 110223112 Released at 11-Feb-2023 12:27 PM

Parameter	Result	Biological Ref.Range	Method
-Blood Urea Nitrogen (BUN)	14 mg/dL	(6 - 20 mg/dL)	Calculated

### Uric Acid - 110223109 Released at 11-Feb-2023 02:27 PM

Parameter	Result	Biological Ref.Range	Method
-Uric Acid	4.9 mg/dL	(3.5 - 7.2 mg/dL)	Uricase-POD

REVIVAL  
DIAGNOSTICS

**Revival Diagnostics**  
401-Aqua Corridor,  
Beside Star Bazar, Adajan,  
Surat-395009. Mo. 9825947712



0261 2747788, 9825947712



4<sup>TH</sup> Floor, Aqua Corridor, Hazira Road, Adajan Pal, Surat-395009.



revivaldiagnostics.surat@gmail.com



www.revivaldiagnostics.com

Dr. Shivangi Gandhi

M.B.B.S, M.D (Pathology)

This Medical Report Is Not Intended For Medico-legal Purposes.  
Laboratory Test Results Are Subject To Technical Limitation And Should  
Be Clinically Correlate For Final Diagnosis





# REVIVAL DIAGNOSTICS



Name	<b>KHUSHBU P THAKKAR</b>	Age/Gender	<b>30Yrs/Female</b>
Reg No.	<b>1336/23</b>	Receipt No	<b>5703</b>
Referred By	<b>BOB - MEDI WHEEL(PKG10000241)</b>	Mode of Payment	<b>CREDIT</b>
Collection Type	<b>CENTER</b>	Collection DateTime	<b>11-Feb-2023 10:04 AM</b>

## Lipid Profile - 110223112 Released at 11-Feb-2023 02:27 PM

Parameter	Result	Biological Ref.Range	Method
-Serum Cholesterol	131 mg/dL	Desirable < 200 mg/dl Borderline High : 200-239 mg/dl High : > 240 mg/dl	CHOD-PAP
-Serum Triglyceride	109 mg/dL	Normal < 150 mg/dl Borderline High : 150 - 159 mg/dl High : 200 - 499 mg/dl Very High : 500 mg/dl	GPO-POD Method
-Serum HDLD(Direct)	38 mg/dL	Normal :> 55 mg/dl Borderline : 35-55 mg/dl Undesirable: < 35 mg/dl	PVS-PEGME Precipitation with CHOD-POD
-Serum VLDL	22 mg/dL	(5 - 30 mg/dL)	Calculated
-Serum LDL(Direct)	71 mg/dL	Optimal:< 100 mg/dl Above Optimal : 100- 129 mg/dl Borderline High : 130-159 mg/dl High : > 160-189mg/dl Very High : >190 mg/dl	Calculated
-Chol/HDL	3.45	Low risk: <3.8 Medium Risk: 3.8 to 5.9 High Risk: > 6	Calculated
-LDL/Chol	1.84	Low risk: <3.55 Medium Risk: 3.55 to 4.0 High Risk: > 6	Calculated

[Test performed on Fully Automated Biochemistry Analyzer ERBA EM200]

**Revival Diagnostics**

401-Aqua Corridor,  
Beside Star Bazar, Adajan,  
Surat-395009. Mo. 9825947712

Dr. Shivangi Gandhi

M.B.B.S, M.D (Pathology)

revivaldiagnostics.surat@gmail.com



0261 2747788, 9825947712



4<sup>TH</sup> Floor, Aqua Corridor, Hazira Road, Adajan Pal, Surat-395009.



www.revivaldiagnostics.com



This Medical Report Is Not Intended For Medico-legal Purposes.  
Laboratory Test Results Are Subject To Technical Limitation And Should  
Be Clinically Correlate For Final Diagnosis





Name	<b>KHUSHBU P THAKKAR</b>	Age/Gender	<b>30Yrs/Female</b>
Reg No.	<b>1336/23</b>	Receipt No	<b>5703</b>
Referred By	<b>BOB - MEDI WHEEL(PKG10000241)</b>	Mode of Payment	<b>CREDIT</b>
Collection Type	<b>CENTER</b>	Collection DateTime	<b>11-Feb-2023 10:04 AM</b>

### Urine Routine & Micro Examination - 110223114 Released at 11-Feb-2023 12:33 PM

Parameter	Result	Biological Ref.Range	Method
<b><u>Physical Examination</u></b>			
-Quantity	30		Manual
-Colour	Pale Yellow	Pale Yellow	Manual
-Appearance	Clear	Clear	Manual
-Reaction (pH)	Acidic		Dipstick
-Specific Gravity	1.025		Dipstick
<b><u>Chemical Examination</u></b>			
-Proteins.	Absent		Dipstick
-Sugar	Absent		Dipstick
-Acetone.	Absent		Dipstick
-Bile Salts	Absent	Absent	Dipstick
-Bile Pigments	Absent	Absent	Dipstick
-Occult Blood Test (OBT).	Negative		Dipstick
<b><u>Microscopic Examination</u></b>			
-Pus Cells	2-3		Microscopically
-Red Blood Cells	Absent		Microscopically
-Epithelial Cells	2-3		Microscopically
-Bacteria.	Absent		Microscopically
-Crystals	Absent	Absent	Microscopically
-Others	NIL	Absent	Microscopic Examination

**Revival Diagnostics**  
401-Aqua Corridor,  
Beside Star Bazar, Adajan,  
Surat-395009. Mo. 9825947712

Dr. Shivangi Gandhi

M.B.B.S, M.D (Pathology)

revivaldiagnostics.surat@gmail.com



0261 2747788, 9825947712



4<sup>TH</sup> Floor, Aqua Corridor, Hazira Road, Adajan Pal, Surat-395009.



www.revivaldiagnostics.com





# REVIVAL DIAGNOSTICS



Name	<b>KHUSHBU P THAKKAR</b>	Age/Gender	<b>30Yrs/Female</b>
Reg No.	<b>1336/23</b>	Receipt No	<b>5703</b>
Referred By	<b>BOB - MEDI WHEEL(PKG1000241)</b>	Mode of Payment	<b>CREDIT</b>
Collection Type	<b>CENTER</b>	Collection DateTime	<b>11-Feb-2023 10:04 AM</b>

**Total T3 T4 TSH** - 110223112 Released at 11-Feb-2023 12:15 PM

Parameter	Result	Biological Ref.Range	Method
-Total T3	0.88 ng/ml	(0.87 - 1.78 ng/ml)	Fluorescence Enzyme Immunoassay
-Total T4	4.86 ug/dl	(4.6 - 11 ug/dl)	Fluorescence Enzyme Immunoassay
-TSH	1.53 uIU/ml	0.50 - 5.50 uIU/ml 5.5 to 15 ul U/ml - Suggested Clinical co-relation or Repeat test with new sample as physiological factors can give falsley high TSH Above 15uIU/ml Hypothyroid PREGNANT WOMEN normal ranges for TSH: 1st Trimester : 0.0878 - 2.8293 uIU/ml 2nd Trimester : 0.1998 - 2.7915 uIU/ml 3rd Trimester : 0.307 - 2.9028 uIU/ml Ref: TIETZ Fundamentals of Clinical Chemistry	Fluorescence Enzyme Immunoassay

[Test performed on Fully Automated Immunology Analyzer Maglumi-600]

**Revival Diagnostics**

401-Aqua Corridor,  
Beside Star Bazar, Adajan,  
Surat-395009. Mo. 9825947712

Dr. Shivangi Gandhi

M.B.B.S, M.D (Pathology)

revivaldiagnostics.surat@gmail.com



0261 2747788, 9825947712



4<sup>TH</sup> Floor, Aqua Corridor, Hazira Road, Adajan Pal, Surat-395009.



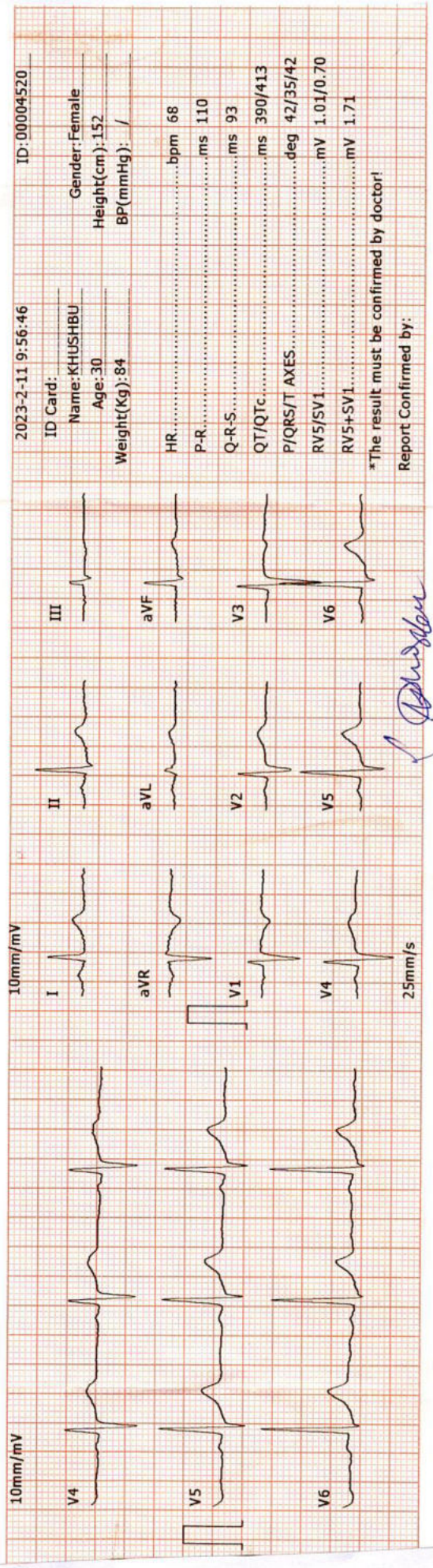
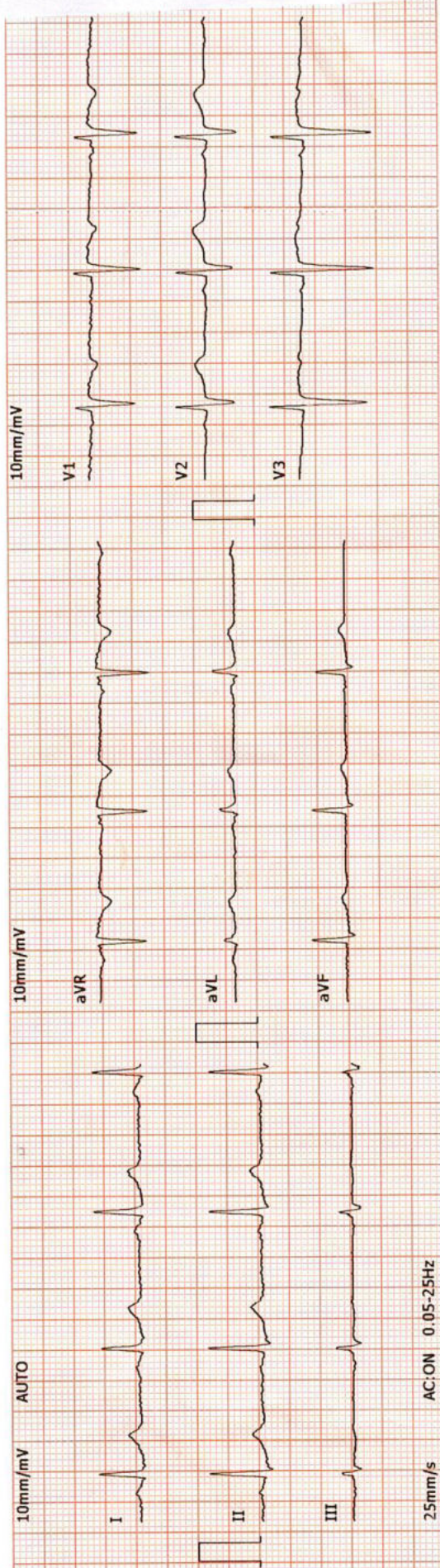
revivaldiagnostics.surat@gmail.com



www.revivaldiagnostics.com

This Medical Report Is Not Intended For Medico-legal Purposes.  
Laboratory Test Results Are Subject To Technical Limitation And Should  
Be Clinically Correlate For Final Diagnosis





**DR. ADITYA S. BORA**  
 MBBS, DNB, PGDCC  
 PHYSICIAN & CLINICAL CARDIOLOGIST  
 G-54906

**Revival Diagnostic**  
 401, Aqua Corridor,  
 G/s. Sree Bezoj, Surat-395009  
 Mo. 91062-28601





# REVIVAL DIAGNOSTICS

Name	<b>KHUSHBU P THAKKAR</b>	Age/Gender	<b>30Yrs/Female</b>
Reg No.	<b>1336/23</b>	Receipt No	<b>5703</b>
Referred By	<b>BOB - MEDI WHEEL(PKG10000241)</b>	Mode of Payment	<b>CREDIT</b>
Collection Type	<b>CENTER</b>	Collection DateTime	<b>11-Feb-2023 10:04 AM</b>

## ECG

### - REPORT :

1. The rhythm is sinus.
2. Heart rate is 68 beats per minute.
3. Normal P,QRS,T wave axis.
4. Normal PR,QRS,Q.T. Duration.
5. No pathological q wave or ST-T changes seen.
6. No evidence of chamber hypertrophy or enlargement seen.

**IMPRESSION : ECG WITHIN NORMAL LIMITS**

**Revival Diagnostic**  
401, Aqua Corridor,  
E/s. Star Bazar, Surat-395009  
Mo. 91062-28601

**DR. ADITYA S. BORA**  
MBBS, DNB, PGDCC  
PHYSICIAN & CLINICAL CARDIOLOGIST  
G-54906

Signature



0261 2747788, 9825947712



4<sup>TH</sup> Floor, Aqua Corridor, Hazira Road, Adajan Pal, Surat-395009.



revivaldiagnostics.surat@gmail.com



www.revivaldiagnostics.com



## 2D-ECHOCARDIOGRAPHY & COLOR DOPPLER REPORT

Name:	KHUSHBU P. THAKAR	Age/Gender	30Yrs /Female
Referred by.	MEDI WHEEL	Date	11 /02/2023

**INDICATION:** Preventive Health check up

- **CARDIAC CHAMBERS:** **Left Ventricle:** Normal size, **Left Atrium:** Normal size.
- No e/o thrombus in LA/LV.
- **Right Atrium:** Normal size. **Right Ventricle:** Normal size,
- **Normal Right Ventricular function.** (TAPSE=20mm)
- **Normal Left Ventricular systolic function. LVEF = 60% ,**  
No regional wall abnormality. No thinning / scarring / dyskinesia of LV wall.
- **No Concentric Left Ventricular Hypertrophy.** (IVSd= 10 mm),
- **LV Compliance :**  
**NO Left Ventricular Diastolic Dysfunction [LVDD].**
- **VALVES:**
- Structurally Normal Mitral valve/ Aortic valve/Tricuspid valve/ Pulmonary valve .  
No significant Valvular Stenosis.
- **Doppler findings:** **AV max = 1.22 m/s, PV max = 0.91 m/s.**  
Trivial MR, Trivial Tricuspid regurgitation.
- **No Pulmonary Arterial Hypertension. PASP** by TRjet vel.method = 23 mmHg.
- **SEPTAE:** IAS / IVS Appear Intact.
- **IVC :** Normal in dimension and shows good inspiratory 13mm collapse.
- **OTHERS:** No e/o Pericardial effusion / vegetation.

### IMPRESSION:

**NORMAL LV SYSTOLIC FUNCTION, LVEF= 60 %, NO RWMA,  
NO LVH , NO LVDD , NO PAH.**

**Revival Diagnostic**

Surat, Aqua Corridor,  
Bys. Old Bazar, Surat-395009  
Tel. 91062-28601

**DR. ADITYA BORA**  
MBBS,DNB,PGDCC  
**PHYSICIAN & CLINICAL  
CARDIOLOGIST**



0261 2747788, 9825947712



4<sup>TH</sup> Floor, Aqua Corridor, Hazira Road, Adajan Pal, Surat-395009.



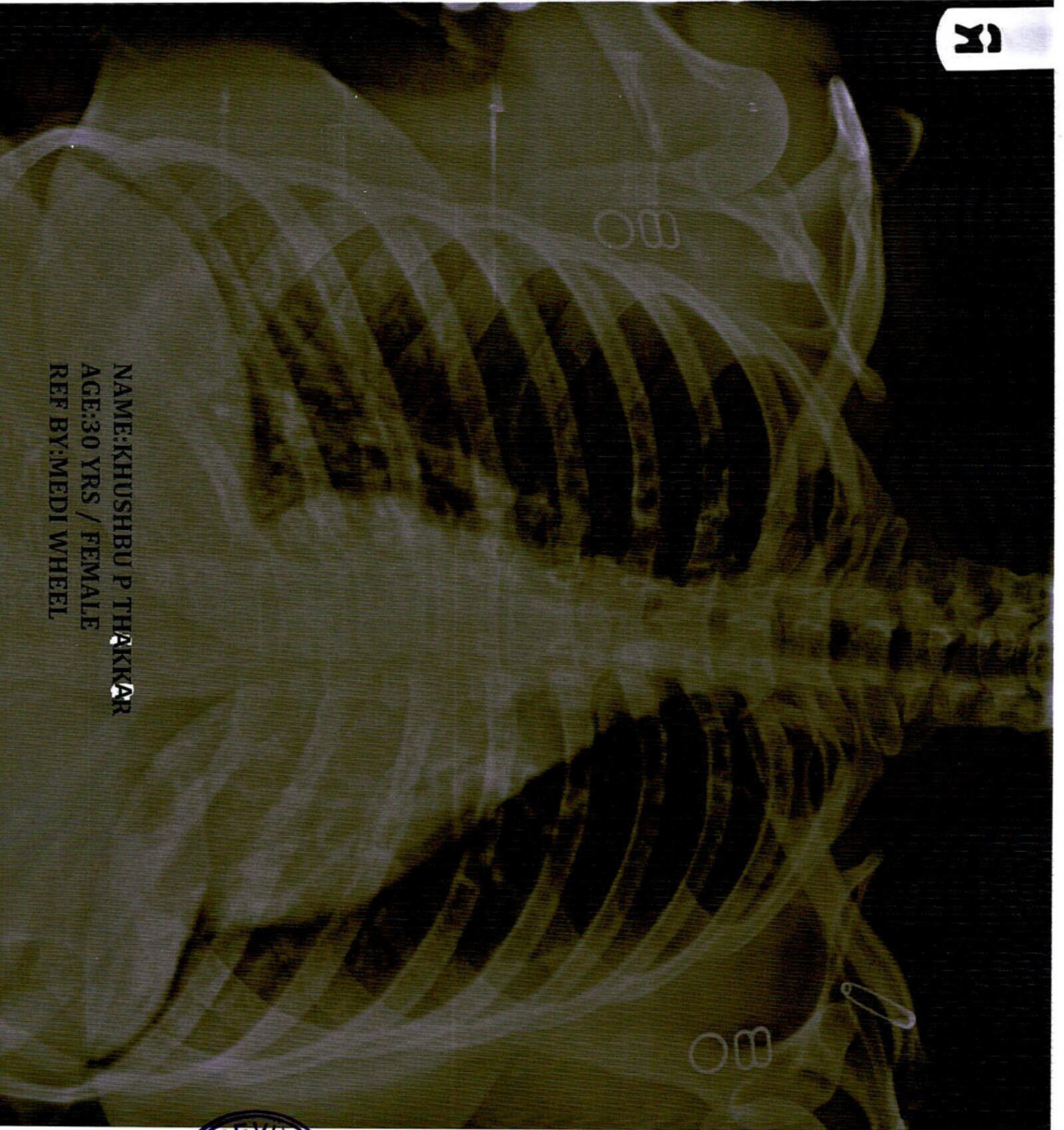
revivaldiagnostics.surat@gmail.com



www.revivaldiagnostics.com



R



NAME: KHUSHBU P THAKKAR  
AGE: 30 YRS / FEMALE  
REF BY: MEDI WHEEL







Name	<b>KHUSHBU P THAKKAR</b>	Age/Gender	<b>30Yrs/Female</b>
Reg No.	<b>1336/23</b>	Receipt No	<b>5703</b>
Referred By	<b>BOB - MEDI WHEEL(PKG10000241)</b>	Mode of Payment	<b>CREDIT</b>
Collection Type	<b>CENTER</b>	Collection DateTime	<b>11-Feb-2023 10:04 AM</b>

### CHEST RADIOGRAPH (PA VIEW)

- Hilar shadows are within normal limits.
- Pulmonary vasculature appears normal.
- Cardiac appears normal in size.
- Both domeh of the diaphragm are smooth.
- Both costophrenic recesses are clear.
- Both lung fields appear normal.
- Visualized bones and soft tissue shadows appear normal.

IMPRESSION: NORMAL STUDY.

DR. CHIRAG K PATEL  
RADIOLOGIST

REVIVAL  
DIAGNOSTICS

**Dr. Chirag K. Patel**  
MBBS-DMPD  
Reg. No. G-23509  
Signature  
Revival Diagnostic  
4th Floor, Aqua Corridor,  
Nr. Star Bazar, Hazira Main Road,  
Adajan, Surat-395009.  
Mo. 97266 726683



0261 2747788, 9825947712



4<sup>TH</sup> Floor, Aqua Corridor, Hazira Road, Adajan Pal, Surat-395009.



revivaldiagnostics.surat@gmail.com



www.revivaldiagnostics.com





Name	<b>KHUSHBU P THAKKAR</b>	Age/Gender	<b>30Yrs/Female</b>
Reg No.	<b>1336/23</b>	Receipt No	<b>5703</b>
Referred By	<b>BOB - MEDI WHEEL(PKG10000241)</b>	Mode of Payment	<b>CREDIT</b>
Collection Type	<b>CENTER</b>	Collection DateTime	<b>11-Feb-2023 10:04 AM</b>

## USG OF ABDOMEN & PELVIS

### LIVER:

Liver is normal in size, shape and echotexture.  
No evidence of focal SOL or dilatation of IHBR seen.  
Portahepatis appear normal.

### GALLBLADDER:

Gallbladder is distended and appears normal.  
No e/o calculus, mass lesion or changes of cholecystitis seen.

### PANCREAS:

Pancreas appears normal in size, shape and echotexture.  
No e/o focal lesion, mass or changes of pancreatitis seen.

### SPLEEN:

Spleen appears normal in size, shape and echotexture.

### PARAAORTIC REGION:

Aorta grossly appears normal. No e/o paraaortic lymphnodes seen.

### KIDNEYS:

Both kidneys appear normal in size, shape, position and echotexture.  
Cortex and collecting system of both kidneys appear normal.  
No evidence of calculus or obstructive uropathy on either side.

### URINARY BLADDER:

Bladder is distended and appears normal.  
No calculus, mass lesion or changes of cystitis is seen.

### UTERUS:

Retroverted, Normal in size, shape and echotexture with empty central uterine cavity.  
Cervix appears normal.

No e/o focal SOL. Endometrial thickness is normal.

### OVARIES:

Both adnexal region appear normal.  
No e/o adnexal mass lesion seen on either side.  
No evidence of free fluid seen in pelvis.

**COMMENTS: NORMAL USG ABDOMEN AND PELVIS.**

**Dr. Chirag K. Patel**

MBBS-DMPD

Reg. No. G-23509

**Revival Diagnostic**

4th Floor, Aqua Corridor,  
Nr. Star Bazar, Hazira Main Road,

Adajan, Surat-395009

revivaldiagnosticsrad@rediffmail.com

MO. 97266 726683



www.revivaldiagnostics.com



0261 2747788, 9825947712



4<sup>TH</sup> Floor, Aqua Corridor, Hazira Road, Adajan Pal, Surat-395009.