



LETTER OF APPROVAL / RECOMMENDATION

To,

The Coordinator,
Mediwheel (Arcofemi Healthcare Limited)
Helpline number: 011- 41195959

Dear Sir / Madam,

Sub: Annual Health Checkup for the employees of Bank of Baroda

This is to inform you that the following employee wishes to avail the facility of Cashless Annual Health Checkup provided by you in terms of our agreement.

PARTICULARS	EMPLOYEE DETAILS
NAME	MR. AGRAHARI AJAY KUMAR
EC NO.	103342
DESIGNATION	HEAD CASHIER "E" _II
PLACE OF WORK	HARIPUR,SULTANPUR
BIRTHDATE	08-07-1988
PROPOSED DATE OF HEALTH CHECKUP	17-03-2024
BOOKING REFERENCE NO.	23M103342100100486E

This letter of approval / recommendation is valid if submitted along with copy of the Bank of Baroda employee id card. This approval is valid from **15-03-2024** till **31-03-2024** The list of medical tests to be conducted is provided in the annexure to this letter. Please note that the said health checkup is a **cashless facility** as per our tie up arrangement. We request you to attend to the health checkup requirement of our employee and accord your top priority and best resources in this regard. The EC Number and the booking reference number as given in the above table shall be mentioned in the invoice, invariably.

We solicit your co-operation in this regard.

Yours faithfully,

Sd/-

Chief General Manager
HRM Department
Bank of Baroda

Dr.J.P.SINGH
M.D.(Medicine) FACP (USA)
Director & Consultant Physician
JPK Clinic & Diagnostics
(A Unit of JPK Hospitals & Trauma Center Pvt.Ltd.)

(Note: This is a computer generated letter. No Signature required. For any clarification, please contact Mediwheel (Arcofemi Healthcare Limited))

Ajay

भारत सरकार
GOVERNMENT OF INDIA

अजय कुमार अग्रहारी
Ajay Kumar Agrahari
DOB: 08-07-1988
Gender: Male

4946 0980 5096

आधार - आम आदमी का अधिकार

भारतीय विशिष्ट पहचान प्राधिकरण
UNIQUE IDENTIFICATION AUTHORITY OF INDIA

आत्मज: मदन लाल अग्रहारी, बकवा
सोनपुरा, सोनपुर, पट्टी,
प्रतापगढ़, उत्तर प्रदेश, 230124

Address:
S/o: Madan Lal Agrahari, Dhai wa
Sonpura, Sonpura, Patti,
Pratapgarh, Uttar Pradesh,
230124

1847
1800 300 1847

help@uidai.gov.in

www.uidai.gov.in

P.O. Box No. 1847,
Bengaluru-560 091


Dr. J.P. SINGH
M.D.(Medicine) FACP (USA)
Director & Consultant Physician
JPK Clinic & Diagnostics
(A Unit of JPK Hospitals & Trauma Center Pvt.Ltd.)

Ajay


बैंक ऑफ बड़ोदा
Bank of Baroda

नाम - अजय कुमार अग्रहरी
Name - AJAY KUMAR AGRAHARI

कर्मचारी कूट नं - 103342
E.C. No. - 103342

जारीकर्ता प्राधिकारी

Issuing Authority




धारक के हस्ताक्षर
Signature of Holder




Dr. J.P. SINGH
M.D.(Medicine) FACP (USA)
Director & Consultant Physician
JPK Clinic & Diagnostics
(A Unit of JPK Hospitals & Trauma Center Pvt.Ltd.)

MR Arav KUMAR Apporneri
Age 35Y/M

17 03 2024 9:57:27
JPK CLINIC AND DIAGNOSTICS
NORMAL COMPOUND SUPER MARKET
SULTANPUR

Arrow CE

Location:
Room:
Order Number:
Indication:
Medication 1:
Medication 2:
Medication 3:

57 bpm
-- / -- mmHg

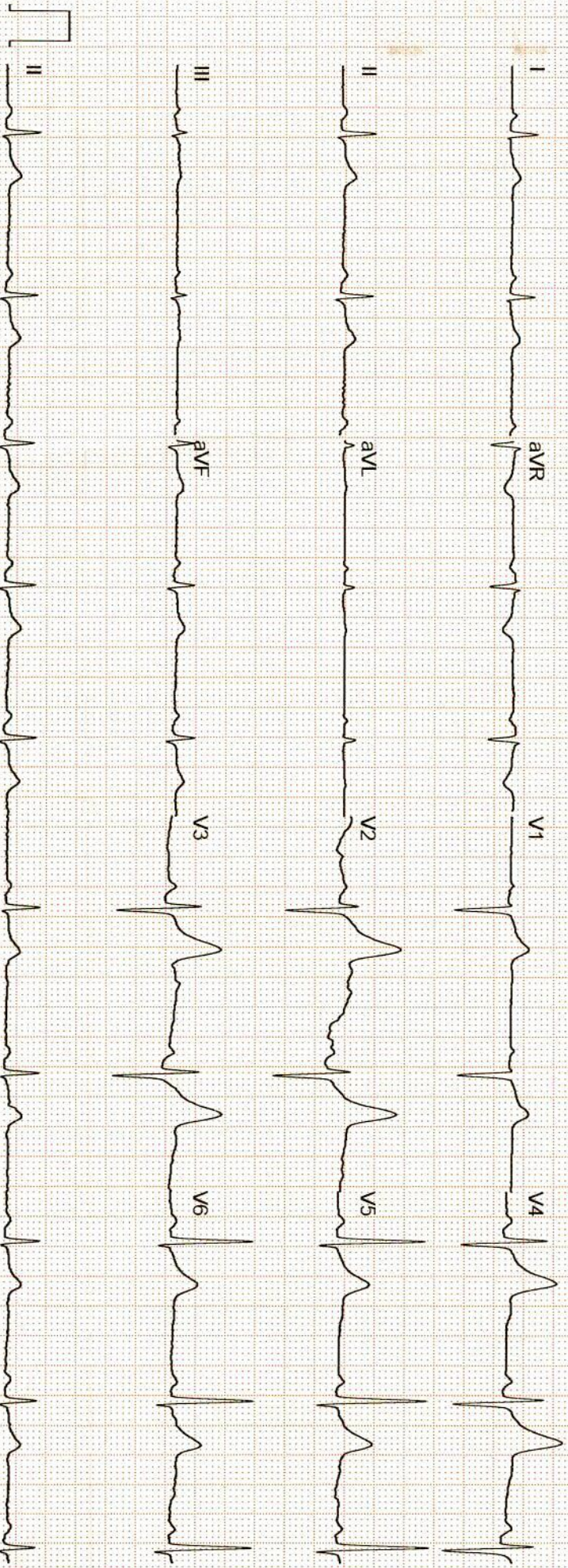
QRS : 68 ms
QT / QTcBaz : 414 / 402 ms
PR : 152 ms
P : 100 ms
RR / PP : 1048 / 1052 ms
P / QRS / T : 48 / 40 / 53 degrees

Sinus bradycardia
Otherwise normal ECG

Normal

Technician:
Ordering Ph: DR. J. P. SINGH
Referring Ph:
Attending Ph:

Dr. J. P. SINGH
M.D. (Medicine) FACP (USA)
Director & Consultant Physician
JPK Clinic & Diagnostics
(A Unit of JPK Hospitals & Trauma Center Pvt. Ltd.)



GE MAC2000 1.1 12SL™ V241 25 mm/s 10 mm/mV ADS 0.56-20 Hz 50 Hz 4x2.5x3 25 R1 1/1

Unconfirmed

JPK CLINIC & DIAGNOSTICS

(A unit of JPK Hospitals & Trauma Center Pvt. Ltd.)
Super Market, Sultanpur -228 001 (U.P.)
Ph. : 05362-241192, 9196008963
www.jpkhospitals.com



Name: **MR. AJAY KUMAR
AGRAHARI**

Age: **35**

Sex: **Male**

Date: **17/03/2024**

Height: **160.0 cm**

Weight: **61.0 kg**

BP:

ID: **17032024**

Ref. By: **SELF**

2D & COLOR DOPPLER ECHOCARDIOGRAPHY REPORT

2D & M-MODE MEASUREMENTS

Ao Diam	2.5 cm	IVSd	0.9 cm	IVSs	1.3 cm
LA Diam	2.4 cm	LVIDd	6.1 cm	LVIDs	4.4 cm
		LVPWd	1.1 cm	LVPWs	2.4 cm
EF(Teich)	54 %				
SV(Teich)	101 ml	EDV(Teich)	186 ml	ESV(Teich)	85 ml

DOPPLER MEASUREMENTS

MV E Vel	0.92 m/s	TR Vmax	2.42 m/s
MV DecT	85 ms	TR maxPG	23.42 mmHg
MV Dec Slope	10.8 m/s ²	RAP	10.00 mmHg
MV A Vel	0.82 m/s	RVSP	33.42 mmHg
MV E/A Ratio	1.11		
E'	0.14 m/s		
E/E'	6.62		
AV Vmax	1.63 m/s		
AV maxPG	10.64 mmHg		

SUMMARY OF FINDINGS & ECHOCARDIOGRAPHY DIAGNOSIS

- > NORMAL LV SYSTOLIC FUNCTION, LVEF 54%, NO RWMA;
- > MILD TR, NO PAH, NO MR/AR.
- > LV DIASTOLIC FUNCTION NORMAL.
- > NO PE/ CLOT/ VEGETATIONS.


DR. JAI PRAKASH SINGH

MD (MEDICINE), FACP (USA), FICP

Dr.J.P.SINGH
M.D.(Medicine) FACP (USA)
Director & Consultant Physician
JPK Clinic & Diagnostics
(A Unit of JPK Hospitals & Trauma Center Pvt.Ltd.)

Facilities Available

- ECG ● PFT ● Endoscopy ● Hematology ● Biochemistry ● Microbiology ● FNAC ● Histopathology
- Sample Collection from Home & Online Delivery of Reports ● ABP ● TMT ● Echocardiography ● Ultrasound



सर्वे सन्तु निरामया

राज डायग्नोस्टिक एण्ड मेडीकेयर

डिजिटल एक्सरे, पैथॉलाजी, अल्ट्रासाउण्ड, ई.सी.जी.

ठाकुर प्रसाद काम्प्लेक्स, निकट NY मॉल, गल्ला मण्डी मोड़, जिला अस्पताल रोड- सुलतानपुर

Report No : 38,919
 Patient Name : Mr. AJAY KUMAR AGRAHARI
 Age (Y-M-D) : 35 - 0 - 0
 Sex : Male
 Referred By : DHS



Bill No. / Day Sr.: 17-Mar-24 12
 Receiving Date : 17-Mar-24 12
 Reporting Date :

ULTRASONOGRAPHIC FINDINGS OF WHOLE ABDOMEN MALE.

LIVER	: Liver is normal in size and echogenicity . No focal or diffuse mass lesion seen.No IHBD dilatation seen.
GALL BLADDER	: Gall bladder is normal in distension & shows echofree lumen. Wall thickness is within normal limit. No obvious GB calculus / sludgeness noted.
PV/CBD	: Portal vein and CBD are normal in their course and calibre.
PANCREAS	: Pancreas is normal in size, contous & echotexture.
SPLEEN.	: Spleen is normal in size mm and echogenicity. No focal or diffuse mass lesion seen.
KIDNEYS	: Both kidneys are normal in size, contour and echopattern. Cortico medullary differentiation is normally preserved. No calculus or mass lesion is seen.No hydronephrosis is seen.
URETER	: B/L ureters are normally visualized.
U.BLADDER	: Urinary Bladder is normal in wall thickness with evidence of anechoic lumen. No calculi or mass lesion seen.
PROSTATE	: Prostate is normal in size,shape & echo-texture. No mass lesion is seen .
POST VOID	: Not done.
BOWEL	: Gaseous Bowel loops are normal in calibre & wall thickness.No dilated loops are seen.No ascitis or fluid collection seen in abdominal cavity. No obvious lymphadenopathy noted.
IMPRESSION	: NORMAL FINDINGS

Dr.J.P.SINGH
 M.D.(Medicine) FACP (USA)
 Director & Consultant Physician
 JPK Clinic & Diagnostics
 (A Unit of JPK Hospitals & Trauma Center Pvt.Ltd.)

Dr. Amit Kumar
 M.B.B.S. MS
 Reg.No.-29176
 Dr. Amit Kumar
 (Sonologist.)



Timings: 8.30 AM to 7.30 PM, Sunday, 9.00 AM to 2.00 PM.

This is Profession opinion clinicians are requested to correlate pathological finding with clinical feature.
 If there is aay doubt please repeat test free of cost.

(NOT FOR MEDICO LEGAL PURPOSE)
 (Sonologist.)



सर्वे सन्तु निरामया

राज डायग्नोस्टिक एण्ड मेडीकेयर

डिजिटल एक्सरे, पैथॉलाजी, अल्ट्रासाउण्ड, ई.सी.जी.

ठाकुर प्रसाद काम्प्लेक्स, निकट NY मॉल, गल्ला मण्डी मोड़, जिला अस्पताल रोड- सुलतानपुर

Report No : 38,915

Patient Name : Mr. AJAY KUMAR AGRAHARI

Age (Y-M-D) : 35 - 0 - 0

Sex : Male

Referred By : DHS



Bill No. / Day Sr.: 17-Mar-2024

Receiving Date : 17-Mar-2024

Reporting Date :

X-RAY CHEST P.A.

- TRACHEA-** : Trachea is central,
- CARDIAC SHADOW-** : The cardiac size and silhouette is normal.
- ANGLES-** : Both costophrenic angles are clear.
- PARRENCHYMA-** : Both lung fields are clear & have normal volume bronchovascular pattern.
- C / T RATIO-** : Normal
- MEDIASTINUM-** : no mediastinal shift is seen.
- DOMES OF DIAPHRAGM-** : Both domes of the diaphragm are normal in position, outline & curvature.
- IMPRESSION-** : NORMAL FINDING

सर्वे सन्तु निरामया

Dr. J.P. SINGH

M.D.(Medicine) FACP (USA)

Director & Consultant Physician

JPK Clinic & Diagnostics

(A Unit of JPK Hospitals & Trauma Center Pvt.Ltd.)

Dr. Amit Kumar

M.B.B.S. MS

Reg.No.-29176

Dr. Amit Kumar

(Sonologist.)



Timings: 8.30 AM to 7.30 PM, Sunday, 9.00 AM to 2.00 PM.

This is Profession opinion clinicians are requested to correlate pathological finding with clinical feature.

If there is aay doubt please repeat test free of cost.

{ NOT FOR MEDICO LEGAL PURPOSE}

JPK CLINIC & DIAGNOSTICS

(A unit of JPK Hospitals & Trauma Center Pvt. Ltd.)
Super Market, Sultanpur -228 001 (U.P.)
Ph. : 05362-241192, 9196008963
www.jpkhospitals.com



Patient ID : JPKH-MRN-48754
Name : Mr. AJAY KUMAR AGRAHARI
Age/Gender : 35Y/M
Date/Time : 17-03-2024/14:42
Referred By : SELF

INVESTIGATION

RESULT

REFERENCE RANGE

BIO-CHEMISTRY

LRN-004496

Uric Acid

Uric Acid

4.21 mg/dL

Male 4.0-8.5 mg/dL

Female: 2.7-7.3 mg/dL

Observation

Sample Collection 17 Mar 2024 / 14:47
Result Approval 18 Mar 2024 / 16:36

LRN-004497

Bilirubin Total

Liver Function Test (LFT)

0.56 mg/dL

10.0 - 14.0 mg/dL

3-5 Days (Premature)

4.0 - 8.0 mg/dL

3-5 Days (Full Term)

0.0 - 1.0 mg/dL (Adult)

Bilirubin Direct

0.25 mg/dL

0.0 - 0.2 mg/dL

Bilirubin Indirect

0.31 mg/dL

0.0 - 0.8 mg/dL

SGOT

25.0 U/L

upto 40 U/L (Males)

upto 32 U/L (Females)

SGPT

30.1 U/L

upto 41 U/L (Males)

upto 33 U/L (Females)

Alkaline Phosphatase

65.0 U/L

UPTO 125 U/L

Total Protein

7.21 g/dL

6.0 - 8.0 g/dL

Albumin

4.23 g/dL

3.5 - 5.2 g/dL

Globulin

2.98 g/dL

1.5 - 3.0 g/dL

A/G

1.41

1 - 2

Sample Collection 17 Mar 2024 / 14:47
Result Approval 18 Mar 2024 / 16:36

LRN-004496

GGT

Gamma Glutamyl transferase (GGT)

25.2 U/L

5-36 U/L (Female)

8-61 U/L (Male)

Observation

Rakesh

Rakesh Sharma
Lab Technician

Dr. SHIWANGI
MBBS, DCP (DNB)
Consultant Radiologist
(JPK Hospitals & Trauma Center Pvt. Ltd.)

This is an Electronically Generated Report. This report is based on the specimen/s received. The report may need to be correlated clinically as laboratory

Facilities Available

- ECG
- PFT
- Endoscopy
- Hematology
- Biochemistry
- Microbiology
- FNAC
- Histopathology
- Sample Collection from Home & Online Delivery of Reports
- ABP
- TMT
- Echocardiography
- Ultrasound

Patient ID : JPKH-MRN-48754
Name : Mr. AJAY KUMAR AGRAHARI
Age/Gender : 35Y/M
Date/Time : 17-03-2024/14:42
Referred By : SELF

INVESTIGATION

RESULT

REFERENCE RANGE

Sample Collection 17 Mar 2024 / 14:47
Result Approval 18 Mar 2024 / 16:36

LRN-004496
PSA TOTAL
1.21 ng/mL <4.00 ng/mL
Observation

Sample Collection 17 Mar 2024 / 14:47
Result Approval 18 Mar 2024 / 16:36

LRN-004496
Fasting Blood Sugar
72.0 mg/dL 70-110 mg/dl
Observation

Sample Collection 17 Mar 2024 / 14:47
Result Approval 18 Mar 2024 / 16:36

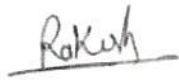
LRN-004497
Blood Urea Nitrogen (BUN)
16.3 mg/dL
5-18 mg/dL Infant/Child
6-20 mg/dL Adult
8-23 mg/dL Adult >60Yr

Sample Collection 17 Mar 2024 / 14:47
Result Approval 18 Mar 2024 / 16:37

LRN-004496
Serum Creatinine
0.8 mg/dL
Male 0.9-1.3 mg/dL
Female 0.6-1.1 mg/dL
Observation

Sample Collection 17 Mar 2024 / 14:47
Result Approval 18 Mar 2024 / 16:36

LRN-004497
Lipid Profile


Rakesh Sharma
Lab Technician


Dr. SHIWANGI
MBBS, DCP (DNB)
Consultant Pathologist
(JPK Hospitals & Trauma Center Pvt. Ltd.)

This is an Electronically Generated Report. This report is based on the specimen/s received. The report may need to be correlated clinically as laboratory

Facilities Available

- ECG
- PFT
- Endoscopy
- Hematology
- Biochemistry
- Microbiology
- FNAC
- Histopathology
- Sample Collection from Home & Online Delivery of Reports
- ABP
- TMT
- Echocardiography
- Ultrasound

JPK CLINIC & DIAGNOSTICS

(A unit of JPK Hospitals & Trauma Center Pvt. Ltd.)
Super Market, Sultanpur -228 001 (U.P.)
Ph. : 05362-241192, 9196008963
www.jpkhospitals.com



Patient ID : JPKH-MRN-48754
Name : Mr. AJAY KUMAR AGRAHARI
Age/Gender : 35Y/M
Date/Time : 17-03-2024/14:42
Referred By : SELF

INVESTIGATION	RESULT	REFERENCE RANGE
Total Cholesterol	219.1 mg/dl	Desirable < 200 mg/dL Borderline 200-239 mg/dL High > 240 mg/dL
Triglycerides	120.2 mg/dL	Normal < 150 mg/dL Borderline High 150-199 mg/dL High 200-499 mg/dL Very high > 500 mg/dL
HDL	43.8 mg/dL	Low < 40 mg/dL Normal 40 -60 mg/dL High > 60 mg/dL
LDL	151.3 mg/dL	Optimal <100 mg/dL Near Optimal 100-129 mg/dL Borderline high 130-159 mg/dL High 160-189 mg/dL Very high >190 mg/dL
VLDL	24.0 mg/dL	15-30 mg/dL Desirable < 20 mg/dL Borderline High 21-39 mg/dL High > 40 mg/dL
TC/HDL Ratio	5.00	(Less than 5.0)
LDL/HDL	3.45	UPTO 3.5
Sample Collection 17 Mar 2024 / 14:47 Result Approval 18 Mar 2024 / 16:37		
LRN-004496	Post Prandial Blood Glucose	
Post Prandial Blood Glucose	91.0 mg/dL	90 - 140 mg/dL
Observation		
Sample Collection 17 Mar 2024 / 14:47 Result Approval 18 Mar 2024 / 16:36		
LRN-004498	HbA1C	
Glycosylated Haemoglobin	4.2 %	4-6% - NON-DIABETIC 6-7% - GOOD CONTROL

Rakesh

Rakesh Sharma
Lab Technician

Dr. SHIWANGI
MBBS, DCP (DNB)
Consultant Pathologist
(JPK Hospitals & Trauma Center Pvt Ltd.)

This is an Electronically Generated Report. This report is based on the specimen/s received. The report may need to be correlated clinically as laboratory

Facilities Available

- ECG
- PFT
- Endoscopy
- Hematology
- Biochemistry
- Microbiology
- FNAC
- Histopathology
- Sample Collection from Home & Online Delivery of Reports
- ABP
- TMT
- Echocardiography
- Ultrasound

JPK CLINIC & DIAGNOSTICS

(A unit of JPK Hospitals & Trauma Center Pvt. Ltd.)
Super Market, Sultanpur -228 001 (U.P.)
Ph. : 05362-241192, 9196008963
www.jpkhospitals.com



Patient ID : JPKH-MRN-48754
Name : Mr. AJAY KUMAR AGRAHARI
Age/Gender : 35Y/M
Date/Time : 17-03-2024/14:42
Referred By : SELF

INVESTIGATION

RESULT

REFERENCE RANGE

7-8% - FAIR CONTROL
>8% - ACTION SUGGESTED

Sample Collection 17 Mar 2024 / 14:47
Result Approval 18 Mar 2024 / 16:37



Rakesh

Rakesh Sharma
Lab Technician

Dr. SHIWANGI
MBBS, DCP (DNB)
Consultant Pathologist
(JPK Hospitals & Trauma Center Pvt Ltd.)

Facilities Available

- ECG
- PFT
- Endoscopy
- Hematology
- Biochemistry
- Microbiology
- FNAC
- Histopathology
- Sample Collection from Home & Online Delivery of Reports
- ABP
- TMT
- Echocardiography
- Ultrasound

This is an Electronically Generated Report. This report is based on the specimen received. The report may need to be correlated clinically as laboratory

JPK CLINIC & DIAGNOSTICS

(A unit of JPK Hospitals & Trauma Center Pvt. Ltd.)
Super Market, Sultanpur -228 001 (U.P.)
Ph. : 05362-241192, 9196008963
www.jpkhospitals.com



Patient ID : JPKH-MRN-48754
Name : Mr. AJAY KUMAR AGRAHARI
Age/Gender : 35Y/M
Date/Time : 17-03-2024/14:42
Referred By : SELF

INVESTIGATION

RESULT

REFERENCE RANGE

LRN-004495

HAEMATOLOGY

Blood grouping and Rh typing

Blood Group
RH Typing
Observation

B
POSITIVE (+)

Sample Collection 17 Mar 2024 / 14:47
Result Approval 18 Mar 2024 / 16:36

LRN-004493

Complete Blood Count

Haemoglobin

15.3 g/dL
13-18g/dL(>15yr Adult Male)
12-15g/dL(>15yrAdult Female)

WBC Count

10830
4000-11,000/cumm

Differential Count

Neutrophils

69 %
40-75 %

Lymphocytes

25 %
20-45 %

Eosinophils

01 %
01-08 %

Monocytes

05 %
02-10 %

Basophils

00 %
00-01 %

RBC Count

5.55 million/cumm
4.5-6.0 million/cumm (Male)
4.0-5.5 million/cumm (Female)

PCV

45.8 %
40-54 % (>15yr Adult Male)
34-48 % (>15yr Adult Female)

MCV

82.6 fl
75-95 fl

MCH

27.6 pg
26-32 pg

MCHC

33.4 %
30-35%

Platelet Count

276000 cells/cumm
150000 - 400000 cells/cumm

Mean Platelet Volume(MPV)

9.6 fL
7.5-11.5 fL

RDW-CV

13.1 %
11-16 %

RDW-SD

39.0 %
35-56 %

Observation

Sample Collection 17 Mar 2024 / 14:47

Rakesh

Rakesh Sharma
Lab Technician

Dr. SHIWANGI
MBBS, FCP (DNB)
Consultant Pathologist
(JPK Hospitals & Trauma Center Pvt. Ltd.)

This is an Electronically Generated Report. This report is based on the specimen(s) received. The report may need to be correlated clinically as laboratory

Facilities Available

- ECG
- PFT
- Endoscopy
- Hematology
- Biochemistry
- Microbiology
- FNAC
- Histopathology
- Sample Collection from Home & Online Delivery of Reports
- ABP
- TMT
- Echocardiography
- Ultrasound

Patient ID : JPKH-MRN-48754
Name : Mr. AJAY KUMAR AGRAHARI
Age/Gender : 35Y/M
Date/Time : 17-03-2024/14:42
Referred By : SELF

INVESTIGATION

RESULT

REFERENCE RANGE

Result Approval 18 Mar 2024 / 16:36

LRN-004494

Erythrocyte sedimentation Rate (ESR)

Erythrocyte sedimentation Rate (ESR)

05 mm/hr

Male : 0 - 10 mm/hr


Female : 0 - 20 mm/hr

Observation

Sample Collection 17 Mar 2024 / 14:47

Result Approval 18 Mar 2024 / 16:36





Rakesh Sharma
Lab Technician

Dr. SHIWANGI
MBBS, DCP (DNB)
Consultant Pathologist
(JPK Hospitals & Trauma Center Pvt Ltd.)

Facilities Available

- ECG ● PFT ● Endoscopy ● Hematology ● Biochemistry ● Microbiology ● FNAC ● Histopathology
● Sample Collection from Home & Online Delivery of Reports ● ABP ● TMT ● Echocardiography ● Ultrasound

JPK CLINIC & DIAGNOSTICS

(A unit of JPK Hospitals & Trauma Center Pvt. Ltd.)
Super Market, Sultanpur -228 001 (U.P.)
Ph. : 05362-241192, 9196008963
www.jpkhospitals.com



Patient ID : JPKH-MRN-48754
Name : Mr. AJAY KUMAR AGRAHARI
Age/Gender : 35Y/M
Date/Time : 17-03-2024/14:42
Referred By : SELF

INVESTIGATION

RESULT

REFERENCE RANGE

LRN-004499

Clinical Pathology

URINE-ROUTINE/MICROSCOPY

PHYSICAL EXAMINATION

Quantity in ml : 20 ML
Urine Color : PALE YELLOW
Reaction : ACIDIC

CHEMICAL EXAMINATION

Leukocytes : NEGATIVE
Nitrite : NEGATIVE
Urobilinogen : NEGATIVE
pH : 6.0
Blood : NEGATIVE
Sp.Gravity : 1.020
Ketone : NEGATIVE
Bilirubin : NEGATIVE
Glucose : NEGATIVE
Protein : NEGATIVE

MICROSCOPIC EXAMINATION

Epithelial Cells : 2-3/HPF
RBC : NIL
Pus Cells : 1-2/HPF
Casts : NOT SEEN
Crystals : NOT SEEN
Observation :

Sample Collection 17 Mar 2024 / 14:47
Result Approval 18 Mar 2024 / 16:37

JPK HOSPITAL
॥ सर्वे सन्तु निराश्रयः ॥

Rakesh

Rakesh Sharma
Lab Technician

Dr. SHIWANGI
MBBS, DCP (DNB)
Consultant Pathologist
(JPK Hospitals & Trauma Center Pvt Ltd.)

Facilities Available

- ECG ● PFT ● Endoscopy ● Hematology ● Biochemistry ● Microbiology ● FNAC ● Histopathology
● Sample Collection from Home & Online Delivery of Reports ● ABP ● TMT ● Echocardiography ● Ultrasound

Patient ID : JPKH-MRN-48754
Name : Mr. AJAY KUMAR AGRAHARI
Age/Gender : 35Y/M
Date/Time : 17-03-2024/14:42
Referred By : SELF

INVESTIGATION

RESULT


REFERENCE RANGE


INVESTIGATION	RESULT	REFERENCE RANGE
LRN-004500	CHEMILUMINESCENCE IMMUNOASSAY	
	Thyroid Function Test (T3, T4, TSH)	
T3	1.21 ng/mL	0.69-2.15
T4	62.2 ng/mL	52-127
TSH	1.59 μ IU/mL	21 weeks- 20 years: 0.7-6.4 μ IU/mL 21-54 years: 0.4 - 4.2 μ IU/mL 55- 87 years: 0.5 – 8.9 μ IU/mL Pregnancy: 1st Trimester: 0.24 – 2.99 μ IU/mL 2nd Trimester: 0.46 – 2.95 μ IU/mL 3rd Trimester: 0.43 – 2.78 μ IU/mL

Observation

Sample Collection 17 Mar 2024 / 14:47
Result Approval 18 Mar 2024 / 16:37

----- End of Report -----




Rakesh Sharma
Lab Technician


Dr. SHIWANGI
MBBS/DCP (DNB)
Consultant Pathologist
(JPK Hospitals & Trauma Center Pvt. Ltd.)

This is an Electronically Generated Report. This report is based on the specimen/s received. The report may need to be correlated clinically as laboratory

Facilities Available

- ECG
- PFT
- Endoscopy
- Hematology
- Biochemistry
- Microbiology
- FNAC
- Histopathology
- Sample Collection from Home & Online Delivery of Reports
- ABP
- TMT
- Echocardiography
- Ultrasound