

Fw: Health Check up Booking Confirmed Request(22E23305),Package Code-PKG10000367, Beneficiary Code-312481

akshay anand bara <akshay_bara@rediffmail.com>

Thu 11-04-2024 17:35

To: Hazaribag Branch, Hazaribag, Jharkhand <HAZARI@bankofbaroda.com>

You don't often get email from akshay_bara@rediffmail.com. [Learn why this is important](#)

****सावधान: यह मेल बैंक डोमेन के बाहर से आया है. अगर आप प्रेषक को नहीं जानते तो मेल में दी गयी हि**
****CAUTION: THIS MAIL IS ORIGINATED FROM OUTSIDE OF THE BANK'S DOMAIN. DO NOT**

From: Mediwheel <wellness@mediwheel.in>

Sent: Wed, 10 Apr 2024 18:55:31 GMT+0530

To: akshay_bara@rediffmail.com

Subject: Health Check up Booking Confirmed Request(22E23305),Package Code-PKG10000367, Beneficiary Code-312481

MedSave

011-41195959

Dear **MR. BARA AKSHAY ANAND,**

We are pleased to confirm your health checkup booking request with the following details.

Hospital Package Name : Mediwheel Full Body Annual Plus Above 50 Male

Patient Package Name : Mediwheel Full Body Health Checkup Male Above 40

Name of Diagnostic/Hospital : Aarogyam Multispeciality Hospital

Address of Diagnostic/Hospital : Near Zila Parishad Bhawan, District board Chowk, NH20, DVC Colony, Hazaribagh - 825301

City : Hazaribag

State : Jharkhand
Pincode : 825301
Appointment Date : 13-04-2024
Confirmation Status : Booking Confirmed
Preferred Time : 8:30am
Booking Status : Booking Confirmed

Member Information		
Booked Member Name	Age	Gender
MR. BARA AKSHAY ANAND	43 year	Male

Note - Please note to not pay any amount at the center.

Instructions to undergo Health Check:

- Please ensure you are on complete fasting for 10-To-12-Hours prior to check.
- During fasting time do not take any kind of medication, alcohol, cigarettes, tobacco or any other liquids (except Water) in the morning.
- Bring urine sample in a container if possible (containers are available at the Health Check centre).
- Please bring all your medical prescriptions and previous health medical records with you.
- Kindly inform the health check reception in case if you have a history of diabetes and cardiac problems.

For Women:

- Pregnant Women or those suspecting are advised not to undergo any X-Ray test.
- It is advisable not to undergo any Health Check during menstrual cycle.

Request you to reach half an hour before the scheduled time.

In case of further assistance, Please reach out to Team Mediwheel.

Thanks,
Mediwheel Team
Please Download Mediwheel App

You have received this mail because your e-mail ID is registered with **Arcofemi Healthcare Limited** This is a system-generated e-mail please don't reply to this message.

4/11/24, 5:36 PM

Mail - Hazaribag Branch, Hazaribag, Jharkhand - Outlook

Please visit to our [Terms & Conditions](#) for more informaion. [Click here to unsubscribe.](#)

@ 2024 - 25, Arcofemi Healthcare Pvt Limited.(Mediwheel)



arogyam

Super Speciality Hospital
(A Unit of Hazaribag Hope and Health Care Pvt. Ltd.)

BILL

Patient Name : BARA AKSHAY ANAND
Mobile No. : 7903117749
Consultant Doctor : MO. Arogyam

Age/Gender : 43Y/Male **UHID** : UNREGISTERED
Bill No : ASH/B/24-25/15834 **Bill Date** : 13-04-2024
Address :

SI No	Procedure Type	procedure Name	Rate
1	LabProfile	CBC (COMPLETE BLOOD COUNT)	400
2	Pathology	ESR(Erythrocyte Sedimentation Rate)	80
3	LabProfile	BLOOD GROUP	70
4	Pathology	Blood Sugar (PP)	70
5	Pathology	Blood Sugar (F)	70
6	LabProfile	LIPID PROFILE	700
7	LabProfile	LFT (LIVER FUNCTION TEST)	800
8	LabProfile	KFT (KIDENEY FUNCTION TEST)	1300
9	Pathology	GAMMA GT,Serum	600
10	Pathology	BUN	130
11	LabProfile	URINE ROUTINE EXAMINATION	120
12	Radiology	USG Of Whole Abdomen	1000
13	Radiology	X-RAY Chest PA	400
14	Radiology	ECG	300
15	LabProfile	Thyroid profile	1000
16	Radiology	ECHO	2000
17	Pathology	HbA1C	720
Amount			Rs 9760
Total Paid			Rs 0
Total Due			9760
Discount			0
Net Amount			9760

In Words: Nine Thousand Seven Hundred and Sixty Rupees Only.

Generated By : Harshita

Generated Time : 10:30:38

This is computer generated bill no signature required, Typographical error may occur

Address :- Zila Parisad Bhawan, District Board Chowk, Hazaribag - 825301 (Jharkhand)
☎ 06546-260500/501 ☎ 7319942219 ☎ hzbarogyam@gmail.com ☎ www.hzbarogyam.com

Auth
Sign

Dr. Vivek Kumar

MBBS, MS (RIMS, RANCHI)
Specialist in PHACO & Medical Retina

ISO 9001 : 2015 Certified Hospital



MULTI SPECIALITY HOSPITAL
(A Unit of Hazaribag Hope and Health Care Pvt. Ltd.)

OUT DOOR PATIENT SLIP

Date of Consultation :- 13/04/24

Full Name :- Bawa Akshay Anand

Age / Sex :- 43/M

Current Medications :-					Past History :-
Height	Weight	Blood Pressure	Pulse	BMI	

Chief complaints :-

Regular check-up

History & Examinations :-

M/O DM II (on medication)

Vu 6/6
Vc 6/6

NOV (B/E) = NG

E/O:

Ead - B/E - NAD

Adm
T. Macrogold Plus
1x1 - 30 2





Super Speciality Hospital
 (A Unit of Hazaribag Hope and Health Care Pvt. Ltd.)

UHID : UNREGISTERED
Patient Name : BARA AKSHAY ANAND
Age/Gender : 43/Male
Cons. Doctor : MO. Arogyam



Bill No. : ASH/B/24-25/15834
Sample Received : 13-04-2024 10:30:38
Report Released : 13-04-2024 01:01

BLOOD GROUP

Test	Result	Unit	Biological Ref. Range
ABO	"B"		
RH	POSITIVE		

-----End Of Report-----

Please Correlate Clinically

Dr. R.K Mahal
 MBBS, MD(RIMS, Ranchi)

Doctor Signature



Dr. Anjana
 MBBS, MD(Patho), RIMS

Doctor Signature

Address :- Zila Parishad Bhawan, District Board Chowk, Hazaribag - 825301 (Jharkhand)

☎ 06546-260500/501 ☎ 7319942219 ☎ hzbarogyam@gmail.com ☎ www.hzbarogyam.com



Super Speciality Hospital
(A Unit of Hazaribag Hope and Health Care Pvt. Ltd.)

UHID : UNREGISTERED
Patient Name : BARA AKSHAY ANAND
Age/Gender : 43/Male
Cons. Doctor : MO. Arogyam



Bill No. : ASH/B/24-25/15834
Sample Received : 13-04-2024 10:30:38
Report Released : 13-04-2024 04:54

CBC (COMPLETE BLOOD COUNT)

Test	Result	Unit	Biological Ref. Range
Hb% (Haemoglobin)	15.2	gm/dl	11.0-16.0
Total Leucocytes Count	6430	cells/cumm	4000-11000
Neutrophils	62	%	40-70%
lymphocytes	27	%	18-40 %
Monocytes	06	%	2-10%
Eosinophils	05	%	1-6%
Basophils Percentage	00	%	0-1
Platelet Count	0.95	Lac/cmm	1.5 - 4.5
Total RBC	5.2	milli/cmm	3.8-4.5
PCV (Packed Cell Volume)	47	%	37 - 47
Mean Corpuscular Volume (MCV)	72	fl	80-96 fl
Mean Corpuscular Hemoglobin (MCH)	23	pg	27-32pg
Mean Corpuscular Hemoglobin Concentration (MCHC)	32	g/dl	32.5-36 g/dL

-----End Of Report-----

Please Correlate Clinically

Dr. R.K Mahall
MBBS, MD (RIMS, Ranchi)

Doctor Signature



Dr. Anjana
MBBS, MD (Patho), RIMS

Doctor Signature

Address :- Zila Parishad Bhawan, District Board Chowk, Hazaribag - 825301 (Jharkhand)

☎ 06546-260500/501 ☎ 7319942219 ☎ hzbarogyam@gmail.com ☎ www.hzbarogyam.com



Super Speciality Hospital
(A Unit of Hazaribog Hope and Health Care Pvt. Ltd.)

UHID : UNREGISTERED
Patient Name : BARA AKSHAY ANAND
Age/Gender : 43/Male
Cons. Doctor : MO, Arogyam



Bill No. : ASH/B/24-25/15834
Sample Received : 13-04-2024 10:30:38
Report Released : 13-04-2024 02:09

LFT (LIVER FUNCTION TEST)

Test	Result	Unit	Biological Ref. Range
Bilirubin Total	1.0	gm/dl	0.1 - 1.2
S.Bilirubin (Direct)	0.4	mg/dl	0-1.0
S.Bilirubin (Indirect)	0.6	mg/dl	0-0.55
Alanine Transaminase(ALT/SGPT)	26.0	IU/L	0-42
Aspartate Transaminase (AST/SGOT)	21.0	IU/L	0-42
Alkaline Phosphatase	94.0	IU/L	80-190
Total Proteins	7.0	gm/dl	6.6-8.3
Albumin	4.1	g/dl	3.4 - 4.8
Globulin	3.0	g/dl	2.3 - 4.6

-----End Of Report-----

Please Correlate Clinically

Dr. R.K Mahal
MBBS, MD (RIMS, Ranchi)

Doctor Signature



Dr. Anjana
MBBS, MD (Paeds), RIMS

Doctor Signature

Address :- Zila Parisad Bhawan, District Board Chowk, Hazaribag - 825301 (Jharkhand)
☎ 06546-260500/501 ☎ 7319942219 ✉ hzbarogyam@gmail.com 🌐 www.hzbarogyam.com



Super Speciality Hospital
(A Unit of Hazaribag Hope and Health Care Pvt. Ltd.)

UHID : UNREGISTERED
Patient Name : BARA AKSHAY ANAND
Age/Gender : 43/Male
Cons. Doctor : MO. Arogyam



Bill No. : ASH/B/24-25/15834
Sample Received : 13-04-2024 10:30:38
Report Released : 13-04-2024 02:12

KFT (KIDNEY FUNCTION TEST)

Test	Result	Unit	Biological Ref. Range
Blood Urea	33.0	mg/dl	15 - 45
Serum Creatinine	1.0	mg/dl	0.6-1.5
SERUM URIC ACID	4.1	mg/dl	3.5 - 7.0
Serum Sodium[Na+]	140.0	mmol/L	135-150
Serum Potassium[K+]	4.3	mmol/L	3.5-5.5
Calcium	10.0	mg/dl	8.7-11.0
Blood Sugar (R)	76.0	mg/dl	70-150

-----End Of Report-----

Please Correlate Clinically

Dr. R.K Mahall
MBBS, MD(RIMS, Ranchi)

Doctor Signature



Dr. Anjana
MBBS, MD(Pathol), RIMS

Doctor Signature

Address :- Zila Parishad Bhawan, District Board Chowk, Hazaribag - 825301 (Jharkhand)

☎ 06546-260500/501 ☎ 7319942219 ☎ hzbarogyam@gmail.com ☎ www.hzbarogyam.com



Super Speciality Hospital
(A Unit of Hazaribag Hope and Health Care Pvt. Ltd.)

UHID : UNREGISTERED
Patient Name : BARA AKSHAY ANAND
Age/Gender : 43/Male
Cons. Doctor : MO. Arogyam



Bill No. : ASH/B/24-25/15834
Sample Received : 13-04-2024 10:30:38
Report Released : 13-04-2024 02:14

LIPID PROFILE

Test	Result	Unit	Biological Ref. Range
Cholesterol	186.0	mg/dl	140.0-250.0
Triglycerides	97.0	mg/dl	25-160
HDL Cholesterol	50.0	mg/dl	30-80
LDL Cholesterol	116.0	mg/dl	90-140
VLDL	19.0	mg/dl	15 - 32

-----End Of Report-----

Please Correlate Clinically

Dr. R.K Mahal
MBBS, MD (RIMS, Ranchi)

Doctor Signature



Dr. Anjana
MBBS, MD (PCCO, RIMS)

Doctor Signature

Address :- Zila Parishad Bhawan, District Board Chowk, Hazaribag - 825301 (Jharkhand)

☎ 06546-260500/501 ☎ 7319942219 ✉ hzbarogyam@gmail.com 🌐 www.hzbarogyam.com



Super Speciality Hospital
(A Unit of Hazaribag Hope and Health Care Pvt. Ltd.)

UHID : CASH
Patient Name : BARA AKSHAY ANAND
Age/Gender : 43/Male
Cons. Doctor : MO. Arogyam

Bill No : ASH/B/24-25/15834
Sample Received : 2024-04-13 10:30:38
Report Released : 2024-04-14 00:40:05

Test	Result	Units	Reference Range
ESR(Erythrocyte Sedimentation Rate)	10.0	mm/hr	0 - 20
Blood Sugar (F)	76.0	mg/dl	70-110
GAMMA GT,Serum	29.0	U/L	10-50.0
BUN	15.0	mg/dl	6-24

-----End Of Report-----

Please Correlate Clinically

Dr. R.K Mahall
MBBS,MD(RIMS,Ranchi)
Biochemist Signature



Dr. Anajana
MBBS,MD(Patho),RIMS
Pathologist Signature



Super Speciality Hospital
(A Unit of Hazaribag Hope and Health Care Pvt. Ltd.)

UHID : UNREGISTERED
Patient Name : BARA AKSHAY ANAND
Age/Gender : 43/Male
Cons. Doctor : MO. Arogyam



Bill No. : ASH/B/24-25/15834
Sample Received : 13-04-2024 10:30:38
Report Released : 13-04-2024 02:56

URINE ROUTINE EXAMINATION

Test	Result	Unit	Biological Ref. Range
PHYSICAL EXAMINATION			
Volume	20ml		
COLOUR	STRAW		
APPEARANCE	CLEAR		
Specific Gravity	1.020		
CHEMICAL EXAMINATION			
Ph	5.0		
Sugar	(+)		
Albumin	NIL		
Ketone Bodies	NEGATIVE		
Urine Bile Salt	NIL		
Bile Pigment	NIL		
MICROSCOPICAL EXAMINATION			
Pus Cell	0-2/HPF		
Epithelial Cell	A FEW		
RBC	NIL	/HPF	
Bacteria	NIL		
Casts	NIL		
Others	NIL		

-----End Of Report-----

Please Correlate Clinically

Dr. R.K Mahal
MBBS, MD (RIMS, Ranchi)

Doctor Signature



Dr. Anjana
MBBS, MD (Pathology), RIMS

Doctor Signature

Address :- Zila Parishad Bhawan, District Board Chowk, Hazaribag - 825301 (Jharkhand)

☎ 06546-260500/501 ☎ 7319942219 ✉ hzbarogyam@gmail.com 🌐 www.hzbarogyam.com



Super Speciality Hospital
(A Unit of Hazaribag Hope and Health Care Pvt. Ltd.)



HZB6 130424

Name : MR. BARA AKHAY ANAND
Sent By : M/O AROGYAM HOSPITAL
Ref. By : M/O AROGYAM

LAB ID : HZB6
Age/Sex : 43 Yrs. / M
Printed : 14/04/2024 09:12:21

Sample Collection : 13/04/2024 13:19:17
Sample Received : 13/04/2024 13:19:17
Report Released : 13/04/2024 14:21:49

HbA1c

Test	Result	Unit	Reference Range
HbA1C-Glycosylated Haemoglobin	9.00	%	Non-diabetic: 4-6 Excellent Control: 6-7 Fair to good control: 7-8 Unsatisfactory control: 8-10 Poor Control: >10

EDTA Whole Blood, Method: HPLC

Estimated Average Glucose (eAG)	211.60	mg/dl	90-120 mg/dL : Good control 121-150 mg/dL : Fair control 151-180 mg/dL : Unsatisfactory control >180 mg/dL : Poor control
---------------------------------	--------	-------	--


EDTA Whole Blood, Method: Calculated

Interpretation:

The term HbA1c refers to Glycated Haemoglobin. Measuring HbA1c gives an overall picture of what the average blood sugar levels have been over a period of weeks/month. Higher the HbA1c, the greater the risk of developing diabetes-related complications.

(Collected At: 13/04/2024 13:19:17, Received At: 13/04/2024 13:19:17, Reported At: 13/04/2024 14:16:25)

----- End Of Report -----





Super Speciality Hospital
(A Unit of Hazaribag Hope and Health Care Pvt. Ltd.)



HZB6 130424

Name : MR. BARA AKHAY ANAND
Sent By : M/O AROGYAM HOSPITAL
Ref. By : M/O AROGYAM

LAB ID : HZB6
Age/Sex : 43 Yrs. / M
Printed : 14/04/2024 09:12:21

Sample Collection : 13/04/2024 13:19:17
Sample Received : 13/04/2024 13:19:17
Report Released : 13/04/2024 14:21:49

T3T4TSH (THYROID FUNCTION TEST)

Test	Result	Unit	Biological Ref. Range
Total T3	1.21	ng/ml	0.69-2.15 ng/ml
Serum, Method: CLIA			
Total T4	7.76	µg/dl	4.5-14.5 µg/dl
Serum, Method: CLIA			

TSH (Thyroid Stimulating Hormone)	2.28	µIU/ml	0.30-4.50 µIU/ml
Serum, Method: CLIA			

NOTE	MAGLUMI 800 (SNIBE)		
-------------	----------------------------	--	--

FOR PREGNANT WOMEN	T3 (ng/dl)	T4 (ng/dl)	TSH (µIU/ml)
1st TRIMESTER	71-175	6.5-10.1	0.05-3.70
2nd TRIMESTER	91-195	7.5-10.3	0.31-4.95
3rd TRIMESTER	104-182	6.3-9.7	0.41-5.18

(Collected At: 13/04/2024 13:19:17, Received At: 13/04/2024 13:19:17, Reported At: 13/04/2024 14:21:49)

Anjana

ID: 13-04-2024 12:26:54

BARA AKSHAY ANAND

Male 43Years

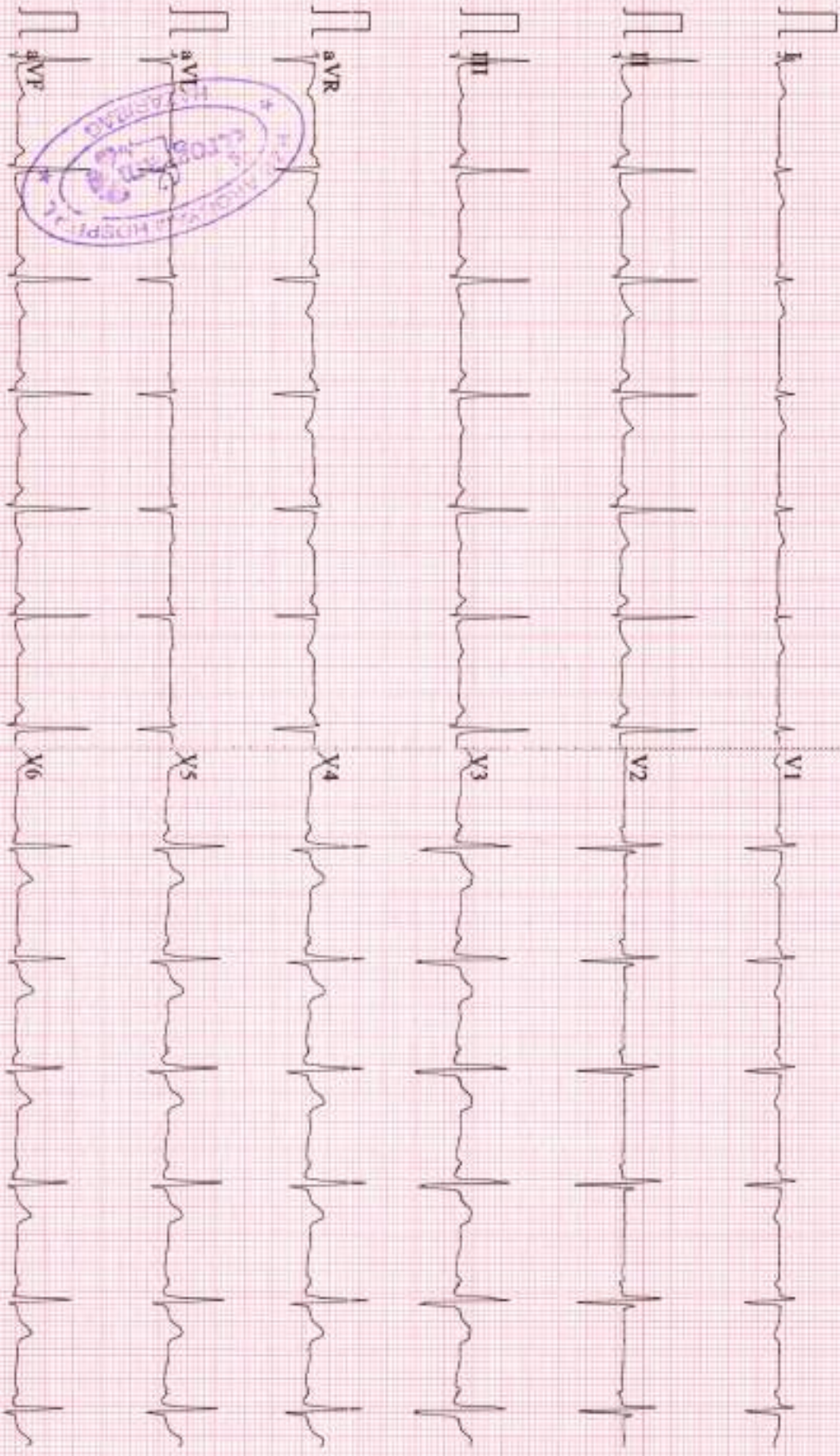
Req. No. :

Diagnosis Information:

Sinus rhythm
Normal ECG

HR	: 74	bpm
P	: 108	ms
PR	: 136	ms
QRS	: 92	ms
QT/QTcBz	: 368/409	ms
PQRST	: 73/80/58	ms
RV5/SV1	: 0.997/0.613	mV

Report Confirmed by:





We Care For You

HAZARIBAG PATHOLOGYTM

NS-EN ISO 9001:2015 Certified

A FULLY COMPUTERISED DIAGNOSTIC LAB

Working hours : Monday to Saturday : 07:30 am to 08:00 pm : Sunday : 07:30 am to 5:00 pm.
Opp. Railway Booking Counter, Near Town Hall, Nawabganj, Hazaribag - 825301, Jharkhand.
Phone nos. : 9931817779 / 9471539321 : website : www.hzbpathology.com / email : hazaribagpathology1@gmail.com

Name of patient : Bara Akshay Anand Age : 43 yrs Sex : M Date : 13/04/2024

Referred by : M/o Arogyam

Indication : Pain abd.

Technique : 3.5 MHz transabdominal transducer with color and multiherz options.

USG of : Whole abdomen.

This ultrasonographic study reveals,

LIVER : Normal in size (106.6 mm). Parenchymal echotexture is normal. No SOL or focal lesion seen in hepatic parenchyma. Intrahepatic biliary radicals is not dilated. Portal vein are normal in caliber

GALL BLADDER : Normal in shape and size. Wall appears normal. Lumen appears echofree.

CBD : Normal in course and caliber.

SPLEEN : Normal in size in bipolar length (78.3 mm). It shows normal echogenicity of its parenchyma. The splenic vein is not dilated.

PANCREAS : Normal in shape, size and echotexture. Pancreatic duct is not dilated. No evidence of cyst or mass is seen. IVC, SMA and coliac axis placed in position and within normality.

UPPER RETROPERITONEUM : Aorto-mesentric angle and surrounding structure shows no lymphadenopathy.

UPPER GI TRACT : Gastro-esophageal junction, pyloro-duodenal region and jejunal loops appears normal.

RIGHT KIDNEY : Normal in size. Cortical echotexture of kidney appears hyperechoic. Pelvi-calyceal system of kidney is not dilated. Cortico medullary differentiation intact. Hilum is normal shows normal flow. Capsule appears regular margine. No calculus or mass lesion seen.

LEFT KIDNEY : Normal in size. Cortical echotexture of kidney appears hyperechoic. Pelvi-calyceal system of kidney is not dilated. Cortico medullary differentiation intact. Hilum is normal shows normal flow. Capsule appears regular margine. No calculus or mass lesion seen.

URETERS : B/L ureter are not dilated. Hence not visualized.

UBL : Wall appears normal in thickness and smoothness. Lumen appears echofree.

PROSTATE : Prostate appears normal in volume measures 16.7 gram. Parenchymal echotexture appears normal. Capsules appears sonographically intact. No calcification seen.

OTHERS : RIF normal. No ascites or pleural effusion is seen.

IMPRESSION : *This ultrasonographic study reveals, ---B/L renal parenchymal disease grade I.

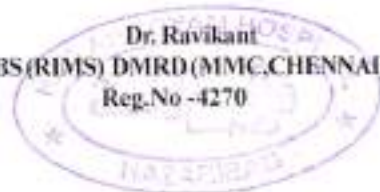

SUGGESTION :-Correlate clinically.

The reliability of ultrasound is about 80%. The opinion mention above should be correlate with clinical findings and other investigation modality for a final diagnosis. This report valid for medical legal purpose.

Dr. A. K. Jain MBBS
Reg.No -JMC 73

Dr. Ravikant
MBBS (RIMS) DMRD (MMC, CHENNAI)
Reg.No -4270

Report is prepared by :- Nilofar.





Super Speciality Hospital
(A Unit of Hazaribag Hoops and Health Care Pvt. Ltd.)

HZB AROGYAM SUPER SPECIALITY HOSPITAL

ECHOCARDIOGRAPHY REPORT

Name: **BARA AKSHAY ANAND 43Y,**

Age:

PRN No: **BARA**

61_03137

Sex:

Date: **13/04/2024**

2D & M-MODE MEASUREMENTS

IVSd	0.9 cm
LVIDd	4.1 cm
LVPWd	1.0 cm
IVSs	1.3 cm
LVIDs	2.7 cm
LVPWs	1.1 cm
Ao Diam	1.8 cm
LA Diam	2.7 cm

2D & M-MODE CALCULATIONS

EDV(Teich)	75 ml
ESV(Teich)	28 ml
EF(Teich)	63 %
%FS	34 %
SV(Teich)	47 ml
RWT	0.49
LA/Ao	1.48

MITRAL VALVE

MV E Vel	0.72 m/s
MV DecT	149 ms
MV Dec Slope	4.9 m/s ²
MV A Vel	0.67 m/s
MV E/A Ratio	1.08

AORTIC VALVE

AV Vmax	1.46 m/s
AV maxPG	8.55 mmHg

TRICUSPID VALVE

TR Vmax	2.71 m/s
TR maxPG	29.34 mmHg

PULMONARY VALVE

COMMENTS:

NORMAL CARDIAC CHAMBERS

NO RWMA

NO MR/ AR/PR

NO PAH / TR

NORMAL LV SYSTOLIC AND DIASTOLIC FUNCTION, LVEF-63%

NORMAL PERICARDIUM

FINAL IMPRESSION:

NORMAL ECHO STUDY

DR. RAVI RANJAN
MD(PHYSICIAN)
DIP. CARDIOLOGY



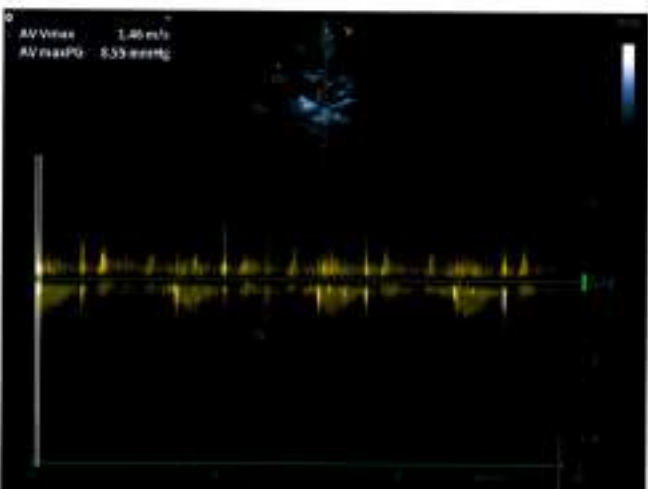
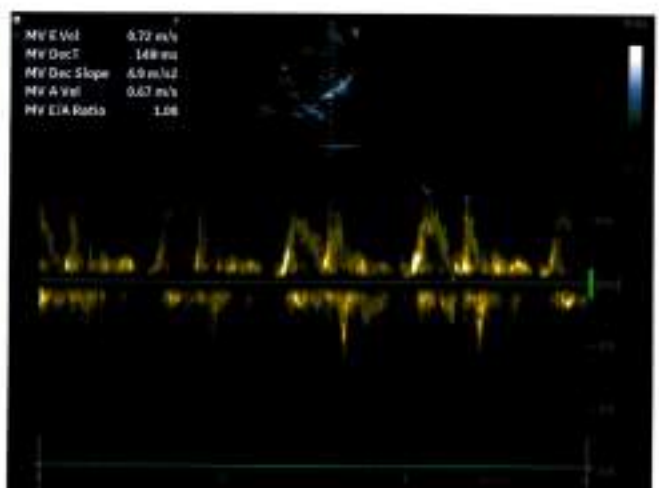
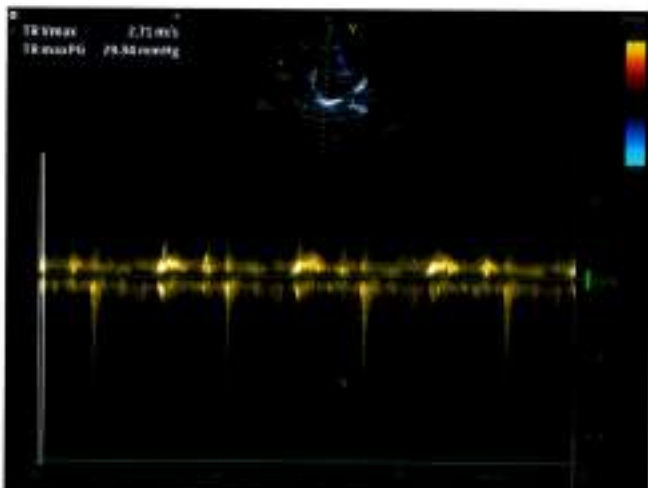
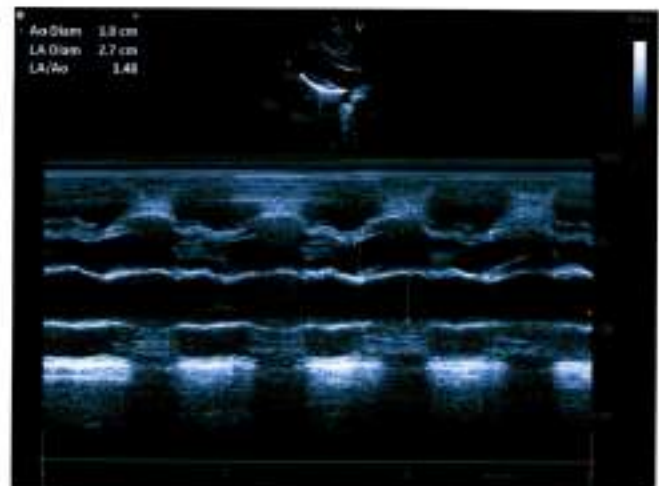
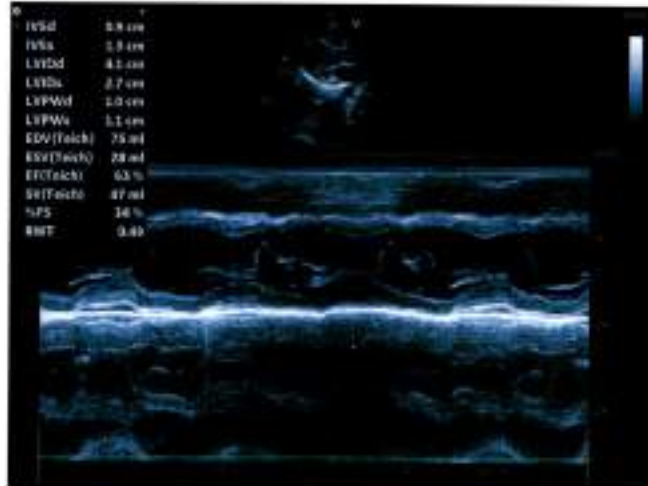
HZB AROGYAM SUPER SPECIALITY HOSPITAL

Name : **BARA AKSHAY ANAND 43Y,**

Age :

Sex :

Date : 13/04/2024



NAME

13_APR_2024 AM 11:23
NO. 0723

SN: 4783835

REF. DATA

VD: 12.00 CYL: MIX

<R>	S	C	A
-	0.25	- 0.75	75
-	0.25	- 0.75	75
-	0.25	- 0.75	75

S.E. - 0.75

<L>	S	C	A
-	0.50	- 0.75	87
-	0.50	- 0.75	88
-	0.50	- 0.75	88

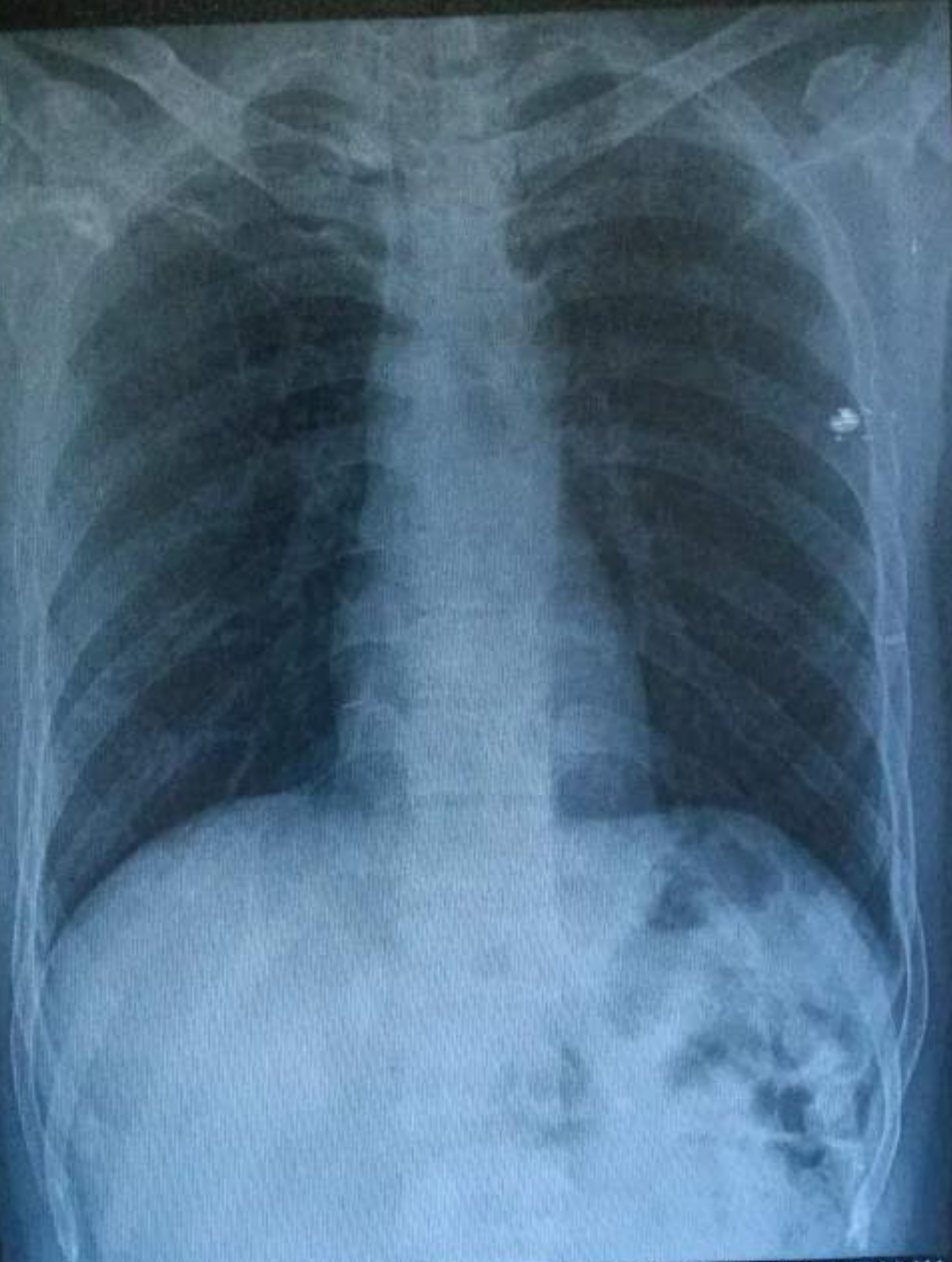
S.E. - 1.00

PD: 68.5



H2B AROGYAM HOSPITAL

R



BARA AKSHAY ANAND

43

Female 15834 13/04/2024 11:17:04 AM

Chest PA

58.0 %

Hazaribag Hope & Healthcare Pvt. Ltd. (AROGYAM)

AGFA