



HEALTH CHECK-UP SUMMARY

Name: K. Arun Raj

Date: 14/08/2023

Email ID:

Sex: M	Age: 38 Years	Contact No: 7738539801	Remarks:
			Under-weight
			Normal
			Over-weight

i> BMI

Height (in Cm): 165	Weight (in Kg): 74	BMI: 27.2
---------------------	--------------------	-----------

ii> Blood Pressure & Pulse

140/90mm/hg
84/min.

If high or low, whether the person is on medication: YES / NO

iii> Blood Tests & Lung Function Remarks

CRS }
CRS }
CRS }

If abnormal, whether the person is on medication: YES / NO

iv> Eye Test Remarks

Eye Test: (R) 6/6 (L) 6/6
Color Vision:

v> Heart Disease

Whether any specific heart ailment detected (ECG findings):
Normal

vi> Any other problems needing attention / Overall Assessment:

no

Dr. Chirag Patel
M.B.B.S. 49432

Signature of the Doctor
Revival Diagnostic
401, Aqua Corridor,
B/s. Star Bazar, Surat-395009
Mo. 91062-28601

Laboratory Test Result are Subject to technical limitation and should be clinically correlate for final diagnosis



Name	K ARUN RAJ	Age/Gender	38Yrs/Male
Reg No.	8834/23	Receipt No	5354
Referred By	Bank of Baroda (BOB) - MEDI WHEEL(PKG10000241)	Mode of Payment	CREDIT
Collection Type	CENTER	Collection DateTime	14-Aug-2023 09:20 AM

BLOOD GROUP - 14082359 Released at 14-Aug-2023 11:54 AM

Parameter	Result	Biological Ref.Range	Method
-Blood Group	"B"		
-Rh Factor	POSITIVE		

CBC - 14082357 Released at 14-Aug-2023 12:22 PM

Parameter	Result	Biological Ref.Range	Method
-Haemoglobin	14.3 gm/dL	(13.5 - 18 gm/dL)	Auto
-RBC Count	4.84 mill/cumm	(4.6 - 6.2 mill/cumm)	Auto
-Total WBC Count	7400 /cumm	(4000 - 10000 /cumm)	Auto
-Platelet Count	1.91 lakh/cumm	(1.5 - 4.5 lakh/cumm)	Auto

Blood Indices

-HCT	43.5 %	(40 - 55 %)	Auto
-MCV	89.9 fl	(80 - 92 fl)	Auto
-MCH	29.5 pg	(27 - 31 pg)	Auto
-MCHC	32.8 gm/dL	(32 - 36 gm/dL)	Auto
-RDW	12.6 %	(11 - 15 %)	Auto

Diff WBC Count

-Polymorphs	65 %	(40 - 80 %)	Microscopically
-Lymphocytes	27 %	(20 - 40 %)	Microscopically
-Eosinophils	06 %	(1 - 6 %)	Microscopically
-Monocytes	02 %	(2 - 7 %)	Microscopically
-Basophils	00 %	(0 - 1 %)	Microscopically
-PLATELET ON SMEAR	Adequate		Microscopically
-MALARIAL PARASITES	Malarial Parasites Not Detected		Microscopically

[Test performed on Fully Automated Hematology Analyzer ERBA H-360]

Revival Diagnostics
401-Aqua Corridor,
Beside Star Bazar, Adajan,
Surat-395009. Mo. 9825947717

Sg

Dr. Shivangi Gandhi
M.B.B.S, M.D (Pathology)

Laboratory Test Result are Subject to technical limitation and should be clinically correlate for final diagnosis.



Name	K ARUN RAJ	Age/Gender	38Yrs/Male
Reg No.	8834/23	Receipt No	5354
Referred By	Bank of Baroda (BOB) - MEDI WHEEL(PKG10000241)	Mode of Payment	CREDIT
Collection Type	CENTER	Collection DateTime	14-Aug-2023 09:20 AM

ESR - 14082357 Released at 14-Aug-2023 12:31 PM

Parameter	Result	Biological Ref.Range	Method
-E.S.R	04 mm/hr	(1 - 10 mm/hr)	



REVIVAL DIAGNOSTICS

Revival Diagnostics
401-Aqua Corridor,
Beside Star Bazar, Adajan,
Surat-395009. Mo. 9825947717

Dr. Shivangi Gandhi
M.B.B.S, M.D (Pathology)

Laboratory Test Result are Subject to technical limitation and should be clinically correlate for final diagnosis



Name	K ARUN RAJ	Age/Gender	38Yrs/Male
Reg No.	8834/23	Receipt No	5354
Referred By	Bank of Baroda (BOB) - MEDI WHEEL(PKG10000241)	Mode of Payment	CREDIT
Collection Type	CENTER	Collection DateTime	14-Aug-2023 09:20 AM

FBS & PPBS - 14082358 Released at 14-Aug-2023 01:16 PM

Parameter	Result	Biological Ref.Range	Method
-Fasting Blood Sugar (FBS)	91 mg/dL	70-100 mg/dl Impaired Tolerance:100-125 Diabetes Mellitus:>=126 (On more than one occasion) (American diabetes association guidelines 2022)	
-Fasting Urine Sugar	Absent		
-Fasting Urine Acetone	Absent		
-PPBS	123 mg/dL	(90 - 140 mg/dL)	
-PP2BS URINE SUGAR	Absent		
-PP2BS URINE ACETONE	Absent		

HBA1C - 14082357 Released at 14-Aug-2023 01:17 PM

Parameter	Result	Biological Ref.Range	Method
-HBA1C	5.4 %	HbA1C Degree of Glucose Control <5.6 % Non Diabetics 5.7 - 6.4 % Prediabetics > =6.5 % Diabetics (REF:Wallace, 11th Edition) REMARKS: 6 - 7 % Excellent Control 7 - 8 % Good Control 8 - 10 % Unsatisfactory Control >10 % Poor Control	Boronate Affinity

-Method[] High Performance Liquid Chromatography (HPLC)

Revival Diagnostics

401-Aqua Corridor,
Beside Star Bazar, Adajan,
Surat-395009. Mo. 9825947712

Sca

Dr. Shivangi Gandhi
M.B.B.S, M.D (Pathology)

Laboratory Test Result are Subject to technical limitation and should be clinically correlate for final diagnosis

4th Floor, Aqua Corridor, Hazira Road, Adajan Pal, Surat-395009.

0261 2747788, 9825947712 revivaldiagnostics.surat@gmail.com www.revivaldiagnostics.com

This medical report is not intended for medico-legal purposes.



Name	K ARUN RAJ	Age/Gender	38Yrs/Male
Reg No.	8834/23	Receipt No	5354
Referred By	Bank of Baroda (BOB) - MEDI WHEEL(PKG10000241)	Mode of Payment	CREDIT
Collection Type	CENTER	Collection DateTime	14-Aug-2023 09:20 AM

LIVER FUNCTION TEST (LFT) - 14082359 Released at 14-Aug-2023 01:17 PM

Parameter	Result	Biological Ref.Range	Method
-Serum Total Bilirubin	0.4 mg/dL	(0 - 1.3 mg/dL)	Diazo
-Serum Direct Bilirubin	0.2 mg/dL	(0 - 0.4 mg/dL)	Diazo
-Serum InDirect Bilirubin	0.2 mg/dL	(0.1 - 1.3 mg/dL)	Calculated
-Total Protein (TP)	6.9 gm/dL	(6.4 - 8.3 gm/dL)	Biuret
-Albumin (ALB)	4.3 gm/dL	(3.5 - 5.2 gm/dL)	BCG
-Globulin	2.6 gm/dL	(2.3 - 3.6 gm/dL)	Calculated
-A/G Ratio	1.65 gm/dL	(1 - 2.3 gm/dL)	Calculated
-SGPT(ALT)	92 U/L	H (5 - 45 U/L)	IFCC, Kinetic without Pyridoxal Phosphate
-SGOT (AST)	83 U/L	H (0 - 35 U/L)	IFCC, Without Pyridoxal Phosphate
-Alkaline Phosph.	109 U/L	(42 - 128 U/L)	ALP-AMP
-GGT	79 U/L	H (5 - 50 U/L)	Glupa-C

[Test performed on Fully Automated Biochemistry Analyzer ERBA EM200]



Name	K ARUN RAJ	Age/Gender	38Yrs/Male
Reg No.	8834/23	Receipt No	5354
Referred By	Bank of Baroda (BOB) - MEDI WHEEL(PKG10000241)	Mode of Payment	CREDIT
Collection Type	CENTER	Collection DateTime	14-Aug-2023 09:20 AM

Creatinine - 14082359 Released at 14-Aug-2023 01:18 PM

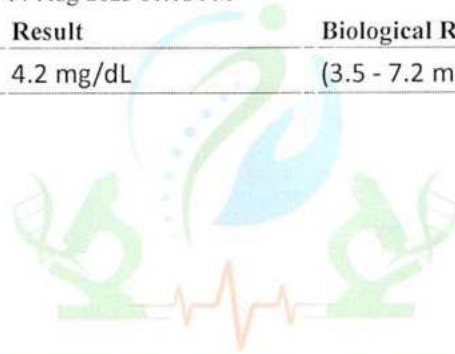
Parameter	Result	Biological Ref.Range	Method
-Creatinine	0.9 mg/dL	(0.6 - 1.4 mg/dL)	ENZYMATIC

BUN - 14082359 Released at 14-Aug-2023 01:18 PM

Parameter	Result	Biological Ref.Range	Method
-Blood Urea Nitrogen (BUN)	14 mg/dL	(6 - 20 mg/dL)	Calculated

Uric Acid - 14082356 Released at 14-Aug-2023 01:18 PM

Parameter	Result	Biological Ref.Range	Method
-Uric Acid	4.2 mg/dL	(3.5 - 7.2 mg/dL)	Uricase-POD



REVIVAL
DIAGNOSTICS

Revival Diagnostics
401-Aqua Corridor,
Beside Star Bazar, Adajan,
Surat-395009. Mo. 9825947717

Dr. Shivangi Gandhi
M.B.B.S, M.D (Pathology)

Laboratory Test Result are Subject to technical limitation and should be clinically correlate for final diagnosis



Name	K ARUN RAJ	Age/Gender	38Yrs/Male
Reg No.	8834/23	Receipt No	5354
Referred By	Bank of Baroda (BOB) - MEDI WHEEL(PKG10000241)	Mode of Payment	CREDIT
Collection Type	CENTER	Collection DateTime	14-Aug-2023 09:20 AM

Lipid Profile - 14082359 Released at 14-Aug-2023 01:18 PM

Parameter	Result	Biological Ref.Range	Method
-Serum Cholesterol	181 mg/dL	Desirable < 200 mg/dl Borderline High : 200-239 mg/dl High : > 240 mg/dl	CHOD-PAP
-Serum Triglyceride	110 mg/dL	Normal < 150 mg/dl Borderline High : 150 - 199 mg/dl High : 200 - 499 mg/dl Very High : 500 mg/dl	GPO-POD Method
-Serum HDLD(Direct)	39 mg/dL	Normal :> 55 mg/dl Borderline : 35-55 mg/dl Undesirable: < 35 mg/dl	PVS-PEGME Precipitation w th CHOD-POD
-Serum VLDL	22 mg/dL	(5 - 30 mg/dL)	Calculated
-Serum LDL(Direct)	120 mg/dL	Optimal:< 100 mg/dl Above Optimal : 100- 129 mg/dl Borderline High : 130-159 mg/dl High : > 160-189mg/dl Very High : >190 mg/dl	Calculated
-Chol/HDL	4.64	Low risk: <3.8 Medium Risk: 3.8 to 5.9 High Risk: > 6	Calculated
-LDL/Chol	1.51	Low risk: <3.55 Medium Risk: 3.55 to 4.0 High Risk: > 6	Calculated

[Test performed on Fully Automated Biochemistry Analyzer ERBA EM200]

Revival Diagnostics

401-Aqua Corridor,
Beside Star Bazar, Adajan,
Surat-395009. Mo. 9825947717

Dr. Shivaaji Gandhi
M.B.B.S, M.D (Pathology)

Laboratory Test Result are Subject to technical limitation and should be clinically correlate for final diagnosis

4th Floor, Aqua Corridor, Hazira Road, Adajan Pal, Surat-395009.

0261 2747788, 9825947712 revivaldiagnostics.surat@gmail.com www.revivaldiagnostics.com

This medical report is not intended for medico-legal purposes.



Name	K ARUN RAJ	Age/Gender	38Yrs/Male
Reg No.	8834/23	Receipt No	5354
Referred By	Bank of Baroda (BOB) - MEDI WHEEL(PKG10000241)	Mode of Payment	CREDIT
Collection Type	CENTER	Collection DateTime	14-Aug-2023 09:20 AM

Urine Routine & Micro Examination - 14082361 Released at 14-Aug-2023 12:11 PM

Parameter	Result	Biological Ref.Range	Method
Physical Examination			
-Quantity	30		Manual
-Colour	Pale Yellow	-Pale Yellow	Manual
-Appearance	Clear	Clear	Manual
-Reaction (pH)	Acidic		Dipstick
-Specific Gravity	1.025		Dipstick
Chemical Examination			
-Proteins.	Absent		Dipstick
-Sugar	Absent		Dipstick
-Acetone.	Absent		Dipstick
-Bile Salts	Absent	Absent	Dipstick
-Bile Pigments	Absent	Absent	Dipstick
-Occult Blood Test (OBT).	Negative		Dipstick
Microscopic Examination			
-Pus Cells	1-2		Microscopically
-Red Blood Cells	Absent		Microscopically
-Epithelial Cells	1-2		Microscopically
-Bacteria.	Absent		Microscopically
-Crystals	Absent	Absent	Microscopically
-Others	NIL	Absent	Microscopic Examination

Revival Diagnostics

401-Aqua Corridor,
Beside Star Bazar, Adajan,
Surat-395009. Mo. 9825947712

Sa

Dr. Shivangi Gandhi
M.B.B.S, M.D (Pathology)

Laboratory Test Result are Subject to technical limitation and should be clinically correlate for final diagnosis

4th Floor, Aqua Corridor, Hazira Road, Adajan Pal, Surat-395009.

0261 2747788, 9825947712 revivaldiagnostics.surat@gmail.com www.revivaldiagnostics.com

This medical report is not intended for medico-legal purposes.



Name	K ARUN RAJ	Age/Gender	38Yrs/Male
Reg No.	8834/23	Receipt No	5354
Referred By	Bank of Baroda (BOB) - MEDI WHEEL(PKG10000241)	Mode of Payment	CREDIT
Collection Type	CENTER	Collection DateTime	14-Aug-2023 09:20 AM

Total T3 T4 TSH - 14082359 Released at 14-Aug-2023 12:40 PM

Parameter	Result	Biological Ref.Range	Method
-Total T3	1.42 ng/ml	(0.87 - 1.78 ng/ml)	Fluorescence Enzyme Immunoassay
-Total T4	9.84 ug/dl	(4.6 - 11 ug/dl)	Fluorescence Enzyme Immunoassay
-TSH	0.79 uIU/ml	0.50 - 5.50 uIU/ml 5.5 to 15 ul U/ml - Suggested Clinical co-relation or Repeat test with new sample as physiological factors can give falslely high TSH Above 15uIU/ml Hypopyhyroid PREGNANT WOMEN normal ranges for TSH: 1st Trimester : 0.0878 - 2.8293 uIU/ml 2nd Trimester : 0.1998 - 2.7915 uIU/ml 3rd Trimester : 0.307 - 2.9028 uIU/ml Ref: TIETZ Fundamentals of Clinical Chemistry	Fluorescence Enzyme Immunoassay

[Test performed on Fully Automated Immunology Analyzer Maglumi-600]

Revival Diagnostics

401-Aqua Corridor,
Beside Star Bazar, Adajan,
Surat-395009. Mo. 9825947712

Sa

Dr. Shivangi Gand ii
M.B.B.S, M.D (Pathology)

Laboratory Test Result are Subject to technical limitation and should be clinically correlate for final diagnosis

📍 4th Floor, Aqua Corridor, Hazira Road, Adajan Pal, Surat-395009.

☎ 0261 2747788, 9825947712 ✉ revivaldiagnostics.surat@gmail.com 🌐 www.revivaldiagnostics.com

This medical report is not intended for medico-legal purposes.



NAME: K Alun Roy SEX: M
BIRTHDATE: 18/09/1984 AGE: 38

DEPARTMENT OF OPHTHALMOLOGY

EYE TEST:

1. VISION:

RIGHT EYE - 6/6

LEFT EYE - 6/6

2. COLOR VISION:

RIGHT EYE - Ⓢ

LEFT EYE - Ⓢ

3. FUNDUS:

RIGHT EYE - Ⓢ

LEFT EYE - Ⓢ

REMARKS:

Revival Diagnostic
401, Aqua Corridor,
B/s. Star Bazar, Surat-395009
No. 81063-28601
Ophthalmologist/Optomtrist

Laboratory Test Result are Subject to technical limitation and should be clinically correlate for final diagnosis



Dental Assessment Form

NAME K. Anuraj
AGE 38

DATE 14/08/2023
SEX M

* CHIEF COMPLAINT

A CLINICAL FEATURES :- normal

1 CAVIES :-
2 MISSING TOOTH :- } no
3 MALOCCLUSION :-
4 FILLING :-

B DIAGNOSIS :- Ⓟ

C PERSONAL HISTORY :- Average

D PROVISIONAL D/G :- Ⓟ

E MEDICAL HISTORY :- NO

F FINAL D/G :- normal

G TREATMENT PLAN :- no

CLINT SIGN

Revival Diagnostic
401, Aqua Corridor,
B/s. Star Bazar, Surat-395009
DOCTOR'S SIGN

Laboratory Test Result are Subject to technical limitation and should be clinically correlate for final diagnosis

📍 4th Floor, Aqua Corridor, Hazira Road, Adajan Pal, Surat-395009.

☎ 0261 2747788, 9825947712 ✉ revivaldiagnostics.surat@gmail.com 🌐 www.revivaldiagnostics.com

This medical report is not intended for medico-legal purposes.

REVIVAL

DIAGNOSTICS



Name	K ARUN RAJ	Age/Gender	38Yrs/Male
Reg No.	8834/23	Receipt No	5354
Referred By	Bank of Baroda (BOB) - MEDI WHEEL(PKG10000241)	Mode of Payment	CREDIT
Collection Type	CENTER	Collection DateTime	14-Aug-2023 09:20 AM

USG OF ABDOMEN & PELVIS

LIVER:

Liver is normal in size and echotexture.
No evidence of focal SOL or dilatation of IHBR seen.
Portahepatis appear normal.

GALLBLADDER:

Gallbladder appeared normal and shows 4 mm calculus within it

PANCREAS:

Pancreas appears normal in size and echotexture.
No focal lesion, mass or pancreatitis.

SPLEEN:

Spleen appears normal in size and echotexture.

PARAAORTIC REGION:

Aorta grossly appears normal.
No paraaortic lymphnodes seen.

KIDNEYS:

Both kidneys appear normal in size, shape and in position.
Cortex and collecting system of both kidneys appears normal.
No evidence of calculus or obstructive uropathy on either side.

URINARY BLADDER:

Bladder appears normal. No calculus or mass lesion is seen.

PROSTATE:

Prostate appears normal in size and echotexture.
No evidence of free fluid in pelvis.

COMMENTS:

small gall bladder calculus

Dr. Chirag K. Patel

MBBS-DMPD

Reg. No. G-235009

Revival Diagnostic

Radiologist

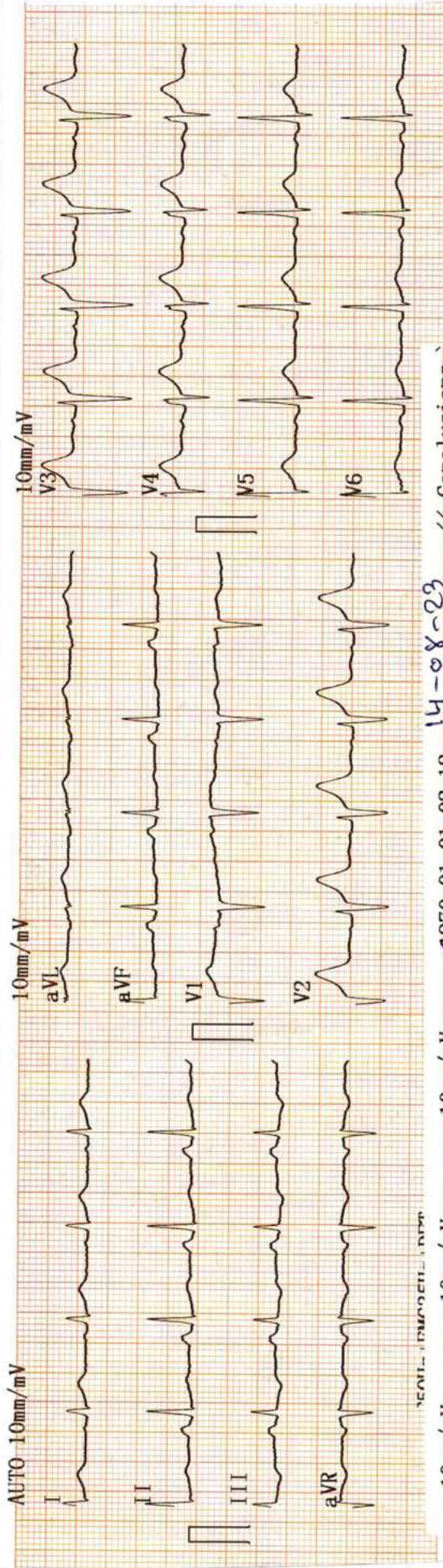
4th Floor, Aqua Corridor,
Nr. Star Bazar, Hazira Main Road,
Adajan, Surat-395009.
Mo. 97266 726683

Laboratory Test Result are Subject to technical limitation and should be clinically correlate for final diagnosis

📍 4th Floor, Aqua Corridor, Hazira Road, Adajan Pal, Surat-395009.

☎ 0261 2747788, 9825947712 ✉ revivaldiagnostics.surat@gmail.com 🌐 www.revivaldiagnostics.com

This medical report is not intended for medico-legal purposes.



14-08-23

1970-01-01-02:18

Normal Sinus Rhy
Cardiac electric
GOLDEN VEGAR
**Report need pt

ID :
Name : Ajaya
Sex : MALE
Height : 165
SYS :
DIA :

Age : 38
Weight : 74 kg

HR	bpm	:96
PR Interval	ms	:137
P Duration	ms	:99
QRS Duration	ms	:70
T Duration	ms	:183
QT/QTc	ms	:316/399
P/QRS/T Axis	deg	:78.7/57.5/5.4
R(V5)/S(V1)	mV	:0.98/0.73
R(V5)+S(V1)	mV	:1.70

Physician

Revival Diagnostics

401-Aqua Corridor,
Beside Star Bazar, Adajan,
Surat-395009. Mo. 9825947712

DR. ADYAS BORA
MBBS, DNB, PGDCC
PHYSICIAN & CLINICAL CARDIOLOGIST
G-54906

REVIVAL DIAGNOSTICS




Name	K ARUN RAJ	Age/Gender	38Yrs/Male
Reg No.	8834/23	Receipt No	5354
Referred By	Bank of Baroda (BOB) - MEDI WHEEL(PKG10000241)	Mode of Payment	CREDIT
Collection Type	CENTER	Collection DateTime	14-Aug-2023 10:40 AM

Ecg

1. The rhythm is sinus.
2. Heart rate is 96 beats per minute.
3. Normal P,QRS,T wave axis.
4. Normal PR,QRS,Q.T. Duration.
5. No pathological q wave or ST-T changes seen.
6. No evidence of chamber hypertrophy or enlargement seen.

IMPERSSION : ECG WITHIN NORMAL LIMITS

Revival Diagnostics
401-Aqua Corridor,
Beside Star Bazar, Adajan,
Surat-395009. Mo. 9825947712


DR. ADITYA S. BORA Signature
MBBS, DNB, PGDCC
PHYSICIAN & CLINICAL CARDIOLOGIST
G-54906

REVIVAL
DIAGNOSTICS

Laboratory Test Result are Subject to technical limitation and should be clinically correlate for final diagnosis

📍 4th Floor, Aqua Corridor, Hazira Road, Adajan Pal, Surat-395009.

☎ 0261 2747788, 9825947712 ✉ revivaldiagnostics.surat@gmail.com 🌐 www.revivaldiagnostics.com

This medical report is not intended for medico-legal purposes.

REVIVAL DIAGNOSTICS



Name	K ARUN RAJ	Age/Gender	38Yrs/Male
Reg No.	8834/23	Receipt No	5354
Referred By	Bank of Baroda (BOB) - MEDI WHEEL(PKG10000241)	Mode of Payment	CREDIT
Collection Type	CENTER	Collection DateTime	14-Aug-2023 10:40 AM

2D ECHO 2D ECHOCARDIOGRAPHY & COLOR DOPPLER REPORT

INDICATION: Preventive Health check up

- **CARDIAC CHAMBERS :** Left Ventricle : Normal size , Left Atrium: Normal size.
- NO e/o thrombus in LA/LV
- Right Atrium: Normal size. Right Ventricle: Normal Size,
- **Normal Right Ventricular function.** (TAPSE=20mm)
- **Normal Left Ventricular systolic function.** LVEF = 60%
- **No regional wall abnormality. No thinning / scarring / dyskinesia of LV wall**
- **No Left Ventricular Hypertrophy.** (IVSd= 09 mm),
- **LV Compliance:**
- **NO Left Ventricular Diastolic Dysfunction [LVDD].**

VALVES :

- Structurally Normal Mitral valve/ Aortic valve/Tricuspid valve/ Pulmonary valve .
- No significant Valvular Stenosis
- **Doppler findings:** AV max = 1.23 m/s, PV max = 0.91 m/s.
- Trivial MR, Trivial Tricuspid regurgitation.
- **No Pulmonary Arterial Hypertension.** PASP by TRjet vel.method = 24 mmHg.
- **SEPTAE:** IAS / IVS Appear Intact.
- **IVC :** Normal in dimension and shows good inspiratory 13mm collapse.
- **OTHERS:** No e/o Pericardial effusion / vegetation.

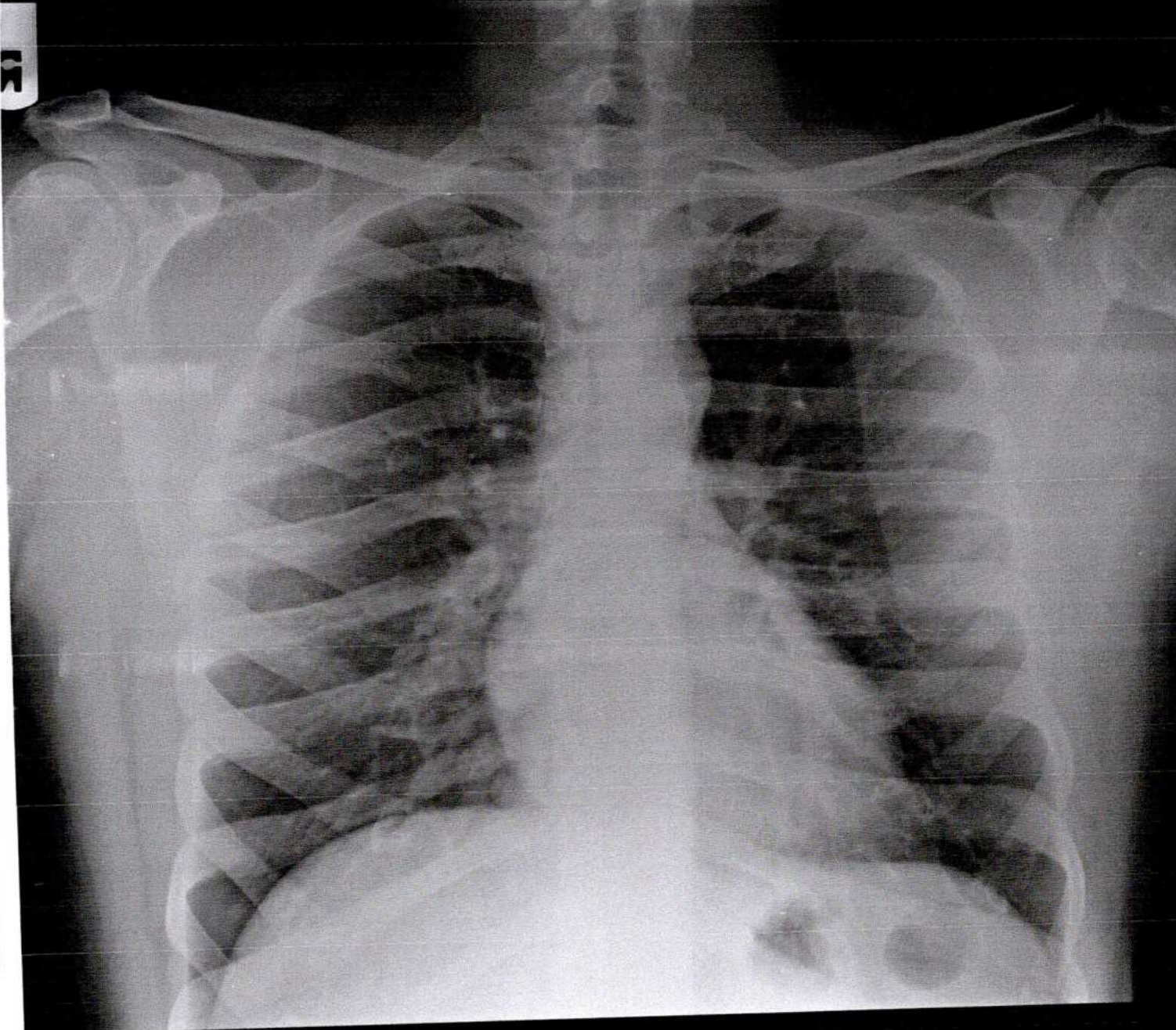
IMPRESSION:

**NORMAL LV SYSTOLIC FUNCTION, LVEF= 60 %, NO RWMA,
NO LVH , NO LVDD , NO PAH.**

Revival Diagnostics
401-Aqua Corridor,
Beside Star Bazar, Adajan,
Surat-395009. Mo. 9825947712

DR. ADITYAS BORA
MBBS, DNB, DGOCC
PHYSICIAN & CLINICAL CARDIOLOGIST
G-54906 Signature

Laboratory Test Result are Subject to technical limitation and should be clinically correlate for final diagnosis



k arun raj 38 yrs 14/08/2023
REVIVAL DIAGNOSTICS-SURAT



REVIVAL DIAGNOSTICS



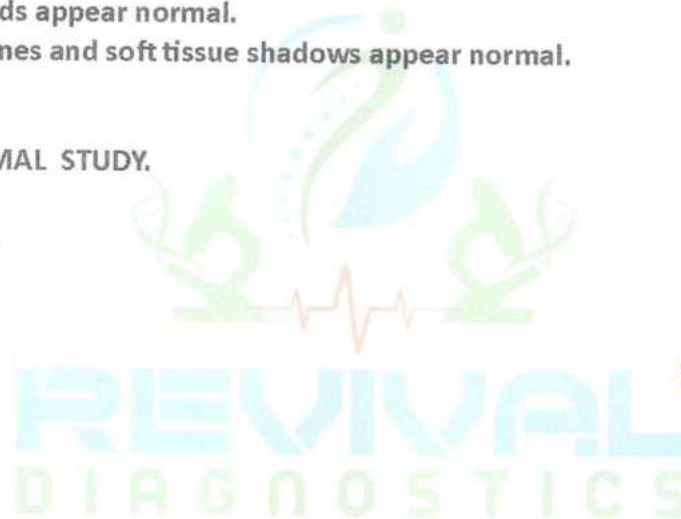
Name	K ARUN RAJ	Age/Gender	38Yrs/Male
Reg No.	8834/23	Receipt No	5354
Referred By	Bank of Baroda (BOB) - MEDI WHEEL (PKG10000241)	Mode of Payment	CREDIT
Collection Type	CENTER	Collection DateTime	14-Aug-2023 09:20 AM

CHEST RADIOGRAPH (PA VIEW)

- Hilar shadows are within normal limits.
- Pulmonary vasculature appears normal.
- Cardiac appears normal in size.
- Both domeh of the diaphragm are smooth.
- Both costophrenic recesses are clear.
- Both lung fields appear normal.
- Visualized bones and soft tissue shadows appear normal.

IMPRESSION: NORMAL STUDY.

DR. CHIRAG K PATEL
RADIOLOGIST



Dr. Chirag K. Patel
MBBS-DMPD
Reg. No. G-23509
Revival Diagnostics
4th Floor, Aqua Corridor,
Nr. Star Bazar, Hazira Main Road,
Adajan, Surat-395009.
Mo. 97266 726683

Laboratory Test Result are Subject to technical limitation and should be clinically correlate for final diagnosis

📍 4th Floor, Aqua Corridor, Hazira Road, Adajan Pal, Surat-395009.

☎ 0261 2747788, 9825947712 ✉ revivaldiagnostics.surat@gmail.com 🌐 www.revivaldiagnostics.com

This medical report is not intended for medico-legal purposes.