

Health Check,up Booking Confirmed Request(bobE42802),Package Code-  
PKG10000240, Beneficiary Code-26680

Wellness : Mediwheel : New Delhi <wellness@mediwheel.in>

Wed 26-07-2023 17:49

To:a.prabhakar1122@gmail.com <a.prabhakar1122@gmail.com>

Cc:Customer Care :Mediwheel : New Delhi <customercare@mediwheel.in>



**Mediwheel**  
...Your wellness partner



011-41195959

Email:wellness@mediwheel.in

Dear MR. A PRABHAKAR MOGULAPPA,

Please find the confirmation for following request.

**Booking Date** : 26-07-2023  
**Package Name** : Medi-Wheel Metro Full Body Health Checkup Male Below 40  
**Name of Diagnostic/Hospital** : Kamineni Hospital  
**Address of Diagnostic/Hospital** : 4-1-1227, Bogulkunta, King Koti, Hyderabad - 500001  
**Contact Details** : 9100065322  
**City** : Hyderabad  
**State** : Telangana  
**Pincode** : 500001  
**Appointment Date** : 26-08-2023  
**Confirmation Status** : Confirmed  
**Preferred Time** : 8:00am-8:30am  
**Comment** : APPOINTMENT TIME 8:30AM

**Instructions to undergo Health Check:**

1. Please ensure you are on complete fasting for 10-To-12-Hours prior to check.
2. During fasting time do not take any kind of medication, alcohol, cigarettes, tobacco or any other liquids (except Water) in the morning.
3. Bring urine sample in a container if possible (containers are available at the Health Check centre).
4. Please bring all your medical prescriptions and previous health medical records with you.
5. Kindly inform the health check reception in case if you have a history of diabetes and cardiac problems.

**For Women:**

1. Pregnant Women or those suspecting are advised not to undergo any X-Ray test.
2. It is advisable not to undergo any Health Check during menstrual cycle.

Request you to reach half an hour before the scheduled time.

In case of further assistance, Please reach out to Team Mediwheel.



**Patient Name** : Mr. PRABHAKAR A  
**UHID** : KHKK.274114  
**Episode** : OP  
**Ref. Doctor** : SELF  
**Address** : ZAHEERABAD , ,Hyderabad,Telangana ,0

**Age/Sex** : 30 Year(s)/Male  
**Order Date** : 26/08/2023 09:53  
**Mobile No** : 918897724846  
**DOB** : 01/01/1993  
**Facility** : Kamineni KingKoti

### Biochemistry

Test	Result	Unit	Reference Range
Sample No : 08H0012637D	Collection Date : 26/08/23 10:12	Ack Date : 26/08/2023 10:57	Report Date : 26/08/23 12:22

#### Creatinine

Sample- Serum

Creatinine 0.9 mg/dL 0.6-1.5  
*Modified Jaffe's Method*

Report Saved By - DURGA (26/08/2023 15:14 PM)

End of Report

Dr.Divya Panda  
MD PATHOLOGY

**LABORATORY INVESTIGATION REPORT**

<b>Patient Name</b> : Mr. PRABHAKAR A	<b>Age/Sex</b> : 30 Year(s)/Male
<b>UHID</b> : KHKK.274114	<b>Order Date</b> : 26/08/2023 09:53
<b>Episode</b> : OP	<b>Mobile No</b> : 918897724846
<b>Ref. Doctor</b> : SELF	<b>DOB</b> : 01/01/1993
<b>Address</b> : ZAHEERABAD , ,Hyderabad,Telangana ,0	<b>Facility</b> : Kamineni KingKoti

**Biochemistry**


Test	Result	Unit	Reference Range
Sample No : 08H0012637C	Collection Date : 26/08/23 10:12	Ack Date : 26/08/2023 10:57	Report Date : 26/08/23 14:55

**Glucose -Fasting + Post Prandial**

<i>Sample-</i>	<i>Plasma</i>		
Glucose - Fasting	96	mg/dL	Normal - less than 100 mg/dL Impaired Glucose Tolerance 101 to 125mg/dL (Advised OGTT for further Confirmation) Diabetes Melitus 126 mg/dL
<i>GOD-POD</i>			
Glucose - Post Prandial	117	mg/dL	Normal-less than 140mg/dL Impaired Glucose&It;br>Tolerance 141 to 199 mg/dL&It;br>(Advised OGTT for further Confirmation)?br>Diabetes Melitus >200 mg/dl
<i>GOD-POD</i>			

Report Saved By - DURGA (26/08/2023 15:14 PM)

End of Report



Dr.Divya Panda  
MD PATHOLOGY



<b>Patient Name</b> : Mr. PRABHAKAR A	<b>Age/Sex</b> : 30 Year(s)/Male
<b>UHID</b> : KHKK.274114	<b>Order Date</b> : 26/08/2023 09:53
<b>Episode</b> : OP	
<b>Ref. Doctor</b> : SELF	<b>Mobile No</b> : 918897724846
	<b>DOB</b> : 01/01/1993
<b>Address</b> : ZAHEERABAD , ,Hyderabad,Telangana ,0	<b>Facility</b> : Kamineni KingKoti

### Biochemistry

Test	Result	Unit	Reference Range
Sample No : 08H0012637B	Collection Date : 26/08/23 10:12	Ack Date : 26/08/2023 10:57	Report Date : 26/08/23 15:14

#### HbA1c - Glycosylated Hemoglobin

Sample- EDTA WB

HbA1c - Glycosylated Hemoglobin	6.3	%	Non Diabetic-Less than 6.5 % Diabetic Good control-Less than 7.5 % Fair control-Less than 8.0% Poor control-Greater than 8.0%
Estimated Average Glucose	134	mg/dL	

Report Saved By - DURGA (26/08/2023 15:14 PM)

End of Report

Dr.Divya Panda  
MD PATHOLOGY



<b>Patient Name</b> : Mr. PRABHAKAR A	<b>Age/Sex</b> : 30 Year(s)/Male
<b>UHID</b> : KHKK.274114	<b>Order Date</b> : 26/08/2023 09:53
<b>Episode</b> : OP	<b>Mobile No</b> : 918897724846
<b>Ref. Doctor</b> : SELF	<b>DOB</b> : 01/01/1993
<b>Address</b> : ZAHEERABAD , ,Hyderabad,Telangana ,0	<b>Facility</b> : Kamineni KingKoti

### Biochemistry

Test	Result	Unit	Reference Range
Sample No : 08H0012637D	Collection Date : 26/08/23 10:12	Ack Date : 26/08/2023 10:57	Report Date : 26/08/23 12:22

#### Liver Function Test (LFT)

Sample- Serum

Total Bilirubin	1.2	mg/dL	Adults: Up to 1.2 Premature: <24 Hours :<6.0 <48 hours :<12.0 3- 5 Days :<15.0 7 Days :<15.0 Full Term <24 Hours :<6.0 <48 Hours :<10.0 7 Days :<10.0
<i>Modified Jendrassik &amp;Grof's Method</i>			
Direct Bilirubin(Conjugated)	0.2	mg/dL	0 - 0.2
<i>Modified Jendrassik &amp;Grof's Method</i>			
Indirect Bilirubin (Unconjugated)	1.0	mg/dL	0 - 1.2
<i>Calculated</i>			
Aspartate Transaminase AST (SGOT)	22	IU/L	5 - 40
<i>MOD. IFCC-UV-KINETIC</i>			
ALT - Alanine Transaminase (ALT / SGPT)	25	IU/L	5 - 40
<i>MOD. IFCC-UV-KINETIC</i>			
Alkaline Phosphatase (ALP)	59	IU/L	<15 Years:<644 15-17 Years:<484 Adults:<54-369
<i>PNPP-DEA METHOD</i>			
Total Protein	7.6	g/dl	6.4 - 8.3
<i>Biuret</i>			
Albumin	4.5	g/dl	3.4 - 4.8
<i>BCG</i>			
Globulin	3.1	g/dl	2.5 - 3.5
<i>Calculated</i>			
A:G Ratio	1.5	-	1.2 - 1.5
<i>Calculated</i>			

Report Saved By - DURGA (26/08/2023 15:14 PM)



**Patient Name** : Mr. PRABHAKAR A

**UHID** : KHKK.274114

**Episode** : OP

**Ref. Doctor** : SELF

:

**Address** : ZAHEERABAD , ,Hyderabad,Telangana ,0

**Age/Sex** : 30 Year(s)/Male

**Order Date** : 26/08/2023 09:53

**Mobile No** : 918897724846

**DOB** : 01/01/1993

**Facility** : Kamineni KingKoti

End of Report

Dr.Divya Panda  
MD PATHOLOGY



**Patient Name** : Mr. PRABHAKAR A

**UHID** : KHKK.274114

**Episode** : OP

**Ref. Doctor** : SELF

:

**Address** : ZAHEERABAD , ,Hyderabad,Telangana ,0

**Age/Sex** : 30 Year(s)/Male

**Order Date** : 26/08/2023 09:53

**Mobile No** : 918897724846

**DOB** : 01/01/1993

**Facility** : Kamineni KingKoti

### Biochemistry

Test	Result	Unit	Reference Range
Sample No : 08H0012637D	Collection Date : 26/08/23 10:12	Ack Date : 26/08/2023 10:57	Report Date : 26/08/23 12:22

#### Total Protein

Sample- Serum

Total Protein 7.6 g/dl 6.4 - 8.3  
Biuret

Report Saved By - DURGA (26/08/2023 15:14 PM)

End of Report

Dr. Divya Panda  
MD PATHOLOGY



**Patient Name** : Mr. PRABHAKAR A

**UHID** : KHKK.274114

**Episode** : OP

**Ref. Doctor** : SELF

:

**Address** : ZAHEERABAD , ,Hyderabad,Telangana ,0

**Age/Sex** : 30 Year(s)/Male

**Order Date** : 26/08/2023 09:53

**Mobile No** : 918897724846

**DOB** : 01/01/1993

**Facility** : Kamineni KingKoti

### Biochemistry

Test	Result	Unit	Reference Range
Sample No : 08H0012637D	Collection Date : 26/08/23 10:12	Ack Date : 26/08/2023 10:57	Report Date : 26/08/23 12:22

#### Uric Acid

Sample- Serum

Uric Acid 4.4 mg/dL 3.4-7.0  
Uricase POD

Report Saved By - DURGA (26/08/2023 15:14 PM)

End of Report

Dr. Divya Panda  
MD PATHOLOGY





LABORATORY INVESTIGATION REPORT

<b>Patient Name</b> : Mr. PRABHAKAR A	<b>Age/Sex</b> : 30 Year(s)/Male
<b>UHID</b> : KHKK.274114	<b>Order Date</b> : 26/08/2023 09:53
<b>Episode</b> : OP	
<b>Ref. Doctor</b> : SELF	<b>Mobile No</b> : 918897724846
	<b>DOB</b> : 01/01/1993
<b>Address</b> : ZAHEERABAD , ,Hyderabad,Telangana ,0	<b>Facility</b> : Kamineni KingKoti

**Biochemistry**

Test	Result	Unit	Reference Range
Sample No : 08H0012637D	Collection Date : 26/08/23 10:12	Ack Date : 26/08/2023 10:57	Report Date : 26/08/23 12:22

**Lipid Profile**

Sample-	Serum			
Cholesterol , Serum		172	mg/dL	60 - 200
<i>CHOD-POD</i>				
HDL Cholesterol , Serum		39 ▼ (L)	mg/dL	40 - 60
<i>Direct Enzymatic</i>				
LDL Cholesterol , Serum		118 ▲ (H)	mg/dL	20 - 100
<i>Calculation</i>				
VLDL Cholesterol , Serum		14	mg/dL	5 - 30
<i>Calculation</i>				
Triglycerides , Serum		73	mg/dL	60 - 150
<i>GPO POD method with ESPAS</i>				
Chol/HDL Ratio , Serum		4.4	-	
<i>Calculated</i>				

Report Saved By - DURGA (26/08/2023 15:14 PM)

End of Report

Dr.Divya Panda  
MD PATHOLOGY



**Patient Name** : Mr. PRABHAKAR A  
**UHID** : KHKK.274114  
**Episode** : OP  
**Ref. Doctor** : SELF  
**Address** : ZAHEERABAD , ,Hyderabad,Telangana ,0

**Age/Sex** : 30 Year(s)/Male  
**Order Date** : 26/08/2023 09:53  
**Mobile No** : 918897724846  
**DOB** : 01/01/1993  
**Facility** : Kamineni KingKoti

### Biochemistry

Test	Result	Unit	Reference Range
Sample No : 08H0012637D	Collection Date : 26/08/23 10:12	Ack Date : 26/08/2023 10:57	Report Date : 26/08/23 12:22

#### Thyroid Function Test (TFT)

Sample- Serum

Total T3 - Tri Iodothyronine CLIA	1.30	ng/ml	0.53-3.59
Total T4 - Total Thyroxine CLIA	11.32	µg/dL	6.09-12.23 Ug/dl
TSH - Thyroid Stimulating Hormone	2.62	µIU/mL	Adults-0.34 - 5.60 mIU/mL New born (0- 3days)-0.30 - 3.18 mIU/mL children (4-30 days)-0.432 - 16.10 mIU/mL Childern (7-11 Years)-0.66 - 4.14 mIU/mL Adolescents (12 - 19 Years)-0.53 - 3.59 mIU/mL

CLIA

Report Saved By - DURGA (26/08/2023 15:14 PM)

End of Report

Dr. Divya Panda  
MD PATHOLOGY



**Patient Name** : Mr. PRABHAKAR A

**UHID** : KHKK.274114

**Episode** : OP

**Ref. Doctor** : SELF

**Address** : ZAHEERABAD , Hyderabad,Telangana ,0

**Age/Sex** : 30 Year(s)/Male

**Order Date** : 26/08/2023 09:53

**Mobile No** : 918897724846

**DOB** : 01/01/1993

**Facility** : Kamineni KingKoti

### Hematology

Test	Result	Unit	Reference Range
Sample No : 08H0012637A	Collection Date : 26/08/23 10:12	Ack Date : 26/08/2023 10:56	Report Date : 26/08/23 11:58

#### Blood Grouping and Rh Typing

Sample- EDTA

Blood Grouping

' B '

Rh Typing

POSITIVE

Report Saved By - Ranjith kumar (26/08/2023 12:17 PM)

End of Report

Dr. Divya Panda  
MD PATHOLOGY

**LABORATORY INVESTIGATION REPORT**

<b>Patient Name</b> : Mr. PRABHAKAR A	<b>Age/Sex</b> : 30 Year(s)/Male
<b>UHID</b> : KHKK.274114	<b>Order Date</b> : 26/08/2023 09:53
<b>Episode</b> : OP	<b>Mobile No</b> : 918897724846
<b>Ref. Doctor</b> : SELF	<b>DOB</b> : 01/01/1993
<b>Address</b> : ZAHEERABAD , ,Hyderabad,Telangana ,0	<b>Facility</b> : Kamineni KingKoti

**Hematology**

Test	Result	Unit	Reference Range
Sample No : 08H0012637A	Collection Date : 26/08/23 10:12	Ack Date : 26/08/2023 10:56	Report Date : 26/08/23 11:58

**CBP (Complete Blood Picture)**

Sample- EDTA

Hemoglobin <i>Colorimetric</i>	<b>13.3 ▼ (L)</b>	gm/dL	14.0-18.0
Packed Cell Volume (PCV) <i>Electrical Impedence</i>	40.1	Vol%	37 - 54
RBC Count <i>Electrical Impedence</i>	5.08	Million/cu mm	3.5 - 5.5
RDW <i>Calculation</i>	13.9	%	12-17
WBC Count <i>Electrical Impedence</i>	8880	cells/cum m	4000 - 11000
Neutrophils	57	%	40-80
Lymphocytes	35	%	20-40
Monocytes	05	%	2-10
Eosinophils	03	%	1-6
Basophils	00	%	0-2
Platelet Count	357000	/Cumm	150000 - 450000

RBC MORPHOLOGY  
Normocytic Normochromic


WBC MORPHOLOGY  
Within Normal Limits.

PLATELETS MORPHOLOGY  
Adequate

*These results are generated by hematology analyzer and the differential count is computed from a total of several thousand of cells. Therefore the differential count appears in decimalised numbers and may not add upto exactly 100. It may fall between 99 and 101*

Report Saved By - Ranjith kumar (26/08/2023 12:17 PM)

End of Report



Dr. Divya Panda  
MD PATHOLOGY



**Patient Name** : Mr. PRABHAKAR A  
**UHID** : KHKK.274114  
**Episode** : OP  
**Ref. Doctor** : SELF  
**Address** : ZAHEERABAD , ,Hyderabad,Telangana ,0

**Age/Sex** : 30 Year(s)/Male  
**Order Date** : 26/08/2023 09:53  
**Mobile No** : 918897724846  
**DOB** : 01/01/1993  
**Facility** : Kamineni KingKoti

### Hematology

Test	Result	Unit	Reference Range
Sample No : 08H0012637A	Collection Date : 26/08/23 10:12	Ack Date : 26/08/2023 10:56	Report Date : 26/08/23 12:28

#### Erythrocyte Sedimentation Rate (ESR)

Sample- *sodium citrated*

Erythrocyte Sedimentation Rate (ESR) **35 ▲ (H)** mm/hr 0-10

Report Saved By - Ranjith kumar (26/08/2023 12:17 PM)

End of Report

Dr.Divya Panda  
MD PATHOLOGY



<b>Patient Name</b> : Mr. PRABHAKAR A	<b>Age/Sex</b> : 30 Year(s)/Male
<b>UHID</b> : KHKK.274114	<b>Order Date</b> : 26/08/2023 09:53
<b>Episode</b> : OP	
<b>Ref. Doctor</b> : SELF	<b>Mobile No</b> : 918897724846
	<b>DOB</b> : 01/01/1993
<b>Address</b> : ZAHEERABAD , ,Hyderabad,Telangana ,0	<b>Facility</b> : Kamineni KingKoti

**Clinical Pathology**

Test	Result	Unit	Reference Range
Sample No : 08H0012637E	Collection Date : 26/08/23 10:12	Ack Date : 26/08/2023 12:13	Report Date : 26/08/23 12:17

**Complete Urine Examination (CUE)**

Sample- Urine

**Physical Examination**

Colour <i>Visual</i>	Pale Yellow		
Appearance <i>Visual</i>	Clear		
Specific Gravity	1.025	-	1.001-1.035
pH <i>Reagent Strip</i>	5.5		

**Chemical Examination**

Protein	NEGATIVE		
Urine Sugar	NIL		Nil
Urine For Ketones	NEGATIVE		
Bilirubin <i>Modified Jendrassik &amp; Grof's Method</i>	NEGATIVE	mg/dL	0.1-1.0
Urobilinogen	0.2	mg/dL	0.2 - 1
Leucocytes	NEGATIVE		0-5
Nitrite	NEGATIVE		
Bile Salts	Absent		
Bile Pigments	Negative		
Blood	NEGATIVE		

**Microscopic Examination**

Pus Cells <i>Light Microscopy</i>	NIL	/HPF	0-5
RBC	NIL	/HPF	
Epithelial Cells	1-2	/HPF	0-5
Casts	Nil/HPF		
Crystal	Nil/HPF		

Report Saved By - LAVANYA (26/08/2023 12:17 PM)



<b>Patient Name</b>	: Mr. PRABHAKAR A	<b>Age/Sex</b>	: 30 Year(s)/Male
<b>UHID</b>	: KHKK.274114	<b>Order Date</b>	: 26/08/2023 09:53
<b>Episode</b>	: OP	<b>Mobile No</b>	: 918897724846
<b>Ref. Doctor</b>	: SELF	<b>DOB</b>	: 01/01/1993
<b>Address</b>	: ZAHEERABAD , ,Hyderabad,Telangana ,0	<b>Facility</b>	: Kamineni KingKoti

End of Report

Dr.Divya Panda  
MD PATHOLOGY

**DIAGNOSTICS REPORT**

Patient Name	: Mr. PRABHAKAR A	Order Date	: 26/08/2023 09:53
Age/Sex	: 30 Year(s)/Male	Report Date	: 26/08/2023 11:37
UHID	: KHKK.274114	IP No	:
Ref. Doctor	: SELF	Facility	: Kamineni KingKoti
		Mobile	: 918897724846
Address	: ZAHEERABAD, ,Hyderabad, Telangana, 0		

**Ultrasound Abdomen With Pelvis**

**FINDINGS:**

Known case of situs inversus.

Liver noted on the left side and spleen and gastric bubble noted on the right side.

LIVER is located on the left side and it is normal in size ( 14.8cm) and shows bright echotexture. No focal parenchymal lesion noted. Intrahepaticbiliary tree and venous radicles are normal. The portal vein and CBD appear normal in course and calibre.

GALL BLADDER is normal in size with a normal wall thickness and there are no calculi noted within.

PANCREAS is normal in size and echotexture. No evidence of focal lesion or calcification or duct dilatation seen.

SPLEEN is located on the right side and it is normal in size(10.8cm) and echotexture.

Both kidneys are normal in size, position and echogenecity. Cortical thickness and corticomedullary differentiation are normal.No hydronephrosis or calculi noted.

Right kidney measures 11x5.6cms, Left kidney measures 9.5x5.3cms

URINARY BLADDER is minimally distended. No vesical calculi noted.

PROSTATE measures 10cc. It is normal in size and homogenous in echotexture.


There is no evidence of obvious retroperitoneal adenopathy / ascites.

**IMPRESSION**

\* Known case of situs inversus.

\* Grade-II fatty changes at liver.

- Correlate clinically.



**Dr. Shashidhar Sangineni**  
MD

Consultant Radiologist

King Koti - Ph: 040 6692 4444, e-mail: info@kamineni Hospitals.com





**DIAGNOSTICS REPORT**

Patient Name	: Mr. PRABHAKAR A	Order Date	: 26/08/2023 09:53
Age/Sex	: 30 Year(s)/Male	Report Date	: 26/08/2023 11:37
UHID	: KHKK.274114	IP No	:
Ref. Doctor	: SELF	Facility	: Kamineni KingKoti
		Mobile	: 918897724846
Address	: ZAHEERABAD, ,Hyderabad, Telangana, 0		

**Ultrasound Abdomen With Pelvis**

RegNo: 55400

**DIAGNOSTICS REPORT**

Patient Name	: Mr. PRABHAKAR A	Order Date	: 26/08/2023 09:53
Age/Sex	: 30 Year(s)/Male	Report Date	: 26/08/2023 12:38
UHID	: KHKK.274114	IP No	:
Ref. Doctor	: SELF	Facility	: Kamineni KingKoti
		Mobile	: 918897724846
Address	: ZAHEERABAD, ,Hyderabad, Telangana, 0		

**X Ray Chest PA View**

**FINDINGS:**

- \* Soft tissues / bony cage are normal.
- \* Heart size / shape are normal. and is located on the right side.
- \* Aorta and pulmonary vascularity are normal.
- \* Lung parenchyma and C P angles are clear.
- \* Tracheal / mediastinum regions are within normal limits.
- \* Bilateral Hilae / diaphragmatic contours are within normal limits.
- \* Stomach bubble noted on the right side.

**IMPRESSION:**

- \* Dextrocardia
- \* Stomach bubble noted on the right side.
- Above features are S/o situs inversus
- **Correlate clinically.**



**Dr. Shashidhar Sangineni**  
MD

Consultant Radiologist

RegNo: 55400

King Koti - Ph: 040 6692 4444, e-mail: [info@kaminениhospitals.com](mailto:info@kaminениhospitals.com)



**DIAGNOSTICS REPORT**

Patient Name	: Mr. PRABHAKAR A	Order Date	: 26/08/2023 09:53
Aqe/Sex	: 30 Year(s)/Male	Report Date	: 26/08/2023 12:38
UHID	: KHKK.274114	IP No	:
Ref. Doctor	: SELF	Facility	: Kamineni KingKoti
		Mobile	: 918897724846
Address	: ZAHEERABAD, ,Hyderabad, Telangana, 0		

**X Ray Chest PA View**

**DIAGNOSTICS REPORT**

Patient Name	: Mr. PRABHAKAR A	Order Date	: 26/08/2023 09:53
Age/Sex	: 30 Year(s)/Male	Report Date	:
UHID	: KHKK.274114	IP No	:
Ref. Doctor	: SELF	Facility	: Kamineni KingKoti
		Mobile	: 918897724846
Address	: ZAHEERABAD, ,Hyderabad, Telangana, 0		

**ECHO CARDIOGRAPHY (2D ECHO)**

MITRAL VALVE	NORMAL
AORTIC VALVE	NORMAL
TRICUSPID VALVE	NORMAL
PULMONARY VALVE	NORMAL
LEFT ATRIUM	3.3 CMS
LEFT VENTRICLE	EDD: 4.7CMS, ESD:3.3 CMS, EF:60 % , PW:0.8 CMS
RIGHT ATRIUM	NORMAL
RIGHT VENTRICLE	NORMAL
IVS	0.8 CMS,INTACT
IAS	INTACT
AORTA	2.7 CMS
PULMONARY ARTERY	NORMAL
PERICARDIUM	NO EFFUSION
	NO MR. NO AR.
DOPPLER/COLOR STUDY	NO TR,Jet vel: m/sec PPG: mmHG, Est RVSP: mmHG MVF: E:0.9m/sec , A:0.7 m/sec ABF:1.0 m/sec, PBF:1.0 m/sec
OTHER FINDINGS	-
CONCLUSION	DEXTROCARDIA NORMAL SIZED CARDIAC CHAMBERS NO LV RWMA GOOD LV/RV FUNCTION NORMAL LV FILLING PATTERN NO MR/AR/TR NO PERICARDIAL EFFUSION/CLOT.

To correlate with clinical picture and other relevant investigations

- END OF THE REPORT

Dr.Naveen Kumar Cheruku

Dr.Ashwin Tumkur

Dr.Mirza Mohammed Baig

Cardiologist

Cardiologist

Cardiologist

King Koti - Ph: 040 6692 4444, e-mail: info@kaminenihsospitals.com



**DIAGNOSTICS REPORT**

Patient Name	: Mr. PRABHAKAR A	Order Date	: 26/08/2023 09:53
Age/Sex	: 30 Year(s)/Male	Report Date	:
UHID	: KHKK.274114	IP No	:
Ref. Doctor	: SELF	Facility	: Kamineni KingKoti
		Mobile	: 918897724846
Address	: ZAHEERABAD, ,Hyderabad, Telangana, 0		

**ECHO CARDIOGRAPHY (2D ECHO)**