

myaigla :

(2) Do you have Difficulty in breathing ?

(3)

भारत सरकार
Government of India



(4)

राजेन्द्र कुमार प्रजापत
Rajendra Kumar Prajapat
जन्म तिथि / DOB : 14/01/1996
पुरुष / Male

Issue Date: 21/12/2012



9718 3750 6935



9718 3750 6935

मेरा आधार, मेरी पहचान

Signature

30 days ?

past 15

Suspicious

two w

The above information is true to the best of my knowledge

ACKNO
Mobile No:
E-mail:

COVID-19
Cough, Sneez

(1) Do you
myalg

(2) Do you

(3) Have
If

(4) Have
I

(5) Ex
la

Have you

Print Date: 11/08/2021



भारतीय विशिष्ट पहचान प्राधिकरण

Unique Identification Authority of India




पता: S/O जगदीश प्रसाद, मल्हार होटल के पास,
वॉर्ड न 18, सरदारशहर, सरदारशहर, सरदारशहर,
चूरू, राजस्थान, 331403

Address: S/O, Jagdish Prasad, Malhar Hotel
Ke Pass, Ward No 18, Sardarshahar,
Sardarshahar, Sardarshahar, Churu,
Rajasthan, 331403



9718 3750 6935



1947



help@uidai.gov.in



www.uidai.gov.in

15 day

icious

WO WO



Adajan
Surat
Gujarat

rajendra prajapati
25 Sep 2021 9:13:03 am

REVIVAL DIAGNOSTICS



HEALTH CHECK-UP SUMMARY

Name : Rajendra Jay Kumar Prajapat

Date: 25-09-2021

Email ID :

Sex : <u>male</u>	Age : <u>25</u> Years	Contact No: <u>8094906515</u>	Remarks :
			Under-weight <input checked="" type="checkbox"/>
			Normal <input type="checkbox"/>
			Over-weight <input type="checkbox"/>

i> BMI

Height (in Cm) : <u>178</u>	Weight (in Kg) : <u>56</u>	BMI: <u>17.7</u>
Hip (in Cm) : <u>87</u>	Waist (in Cm) : <u>81</u>	Hip to Waist Ratio: <u>1.07</u>

ii> Blood Pressure & Pulse

120/80 mmHg
78/min

If high or low, whether the person is on medication : YES / NO

iii> Blood Tests & Lung Function Remarks

no

If abnormal, whether the person is on medication : YES / NO

iv> Eye Test Remarks

Eye Sight: normal - 6/6
Color Vision: normal - 6/6

v> Heart Disease

Whether any specific heart ailment detected (ECG findings) :
no ECG - NSR

vi> Any other problems needing attention / Overall Assessment :

no

C.K. Patel

Revival Diagnostic

401, Aqua Corridor,
B/s. Star Bazar, Surat-395009
Mo. 91062-28601

Signature of the Doctor

Dr. Chirag Patel
M.B.B.S. G-49432

Laboratory Test Result are Subject to technical limitation and should be clinically correlate for final diagnosis



Name : RAJENDRA KUMAR PRAJAPAT
Age/Sex : 25 Yrs. Male
UHID : 11951
Ref. By Dr. : MEDI WHEEL

Date : 25-Sep-2021 9:59 am
Receipt No : 5466

CBC HAEMOGRAM

PARAMETER	RESULT	UNITS	NORMAL RANGE
Hemoglobin	: 15.1	gm/dL	13.5-18.0
RBC Count	: 5.77	m/c.mm.	4.5-6.5
WBC Count	: 6800	c. mm.	4,000 - 10,000
Platelet Count	: 2.55	c. mm.	1.5 Lac - 4.5 Lac
Blood Indices			
Hematocrit (PCV)	: 49.2	%	39-54 %
MCV	: 85.3	fl	75-96
MCH	: 26.2	pg	27-32
MCHC	: 30.7	g/dL	30-36
RDW	: 12.5	%	11- 16
ESR (WINTORBE)	: 07	mm./hr.	0-20
DIFF WBC Count			
Neutrophils	: 50	%	40-75
Lymphocytes	: 45	%	20-50
Eosinophils	: 03	%	1-6
Monocytes	: 02	%	2-10
Basophils	: 00	%	0-5
Band Form	: 00	%	0-5
Smear Study			
Platelets in Smear	: Adequate		
Malarial Parasites	: Malarial Parasites Not Detected		
Blood Group	: "B"		
RH Factor	: Negative		

Revival Diagnostic
401, Aqua Corridor,
B/s. Star Bazar, Surat-395009
Mo. 91062-28601

Lab Technician/Technologist
Zarna K Gandhi (Msc. Biotech)

Pathologist
Dr. Mihir Icecreamwala

Operator Name : Zarna Gandhi Print Date & Time : 25-Sep-2021 12:33:00PM
Laboratory Test Result are Subject to technical limitation and should be clinically correlate for final diagnosis

REVIVAL DIAGNOSTICS



Name : RAJENDRA KUMAR PRAJAPAT
Age/Sex : 25 Yrs./Male
UHID : 11951
Ref. By Dr. : MEDI WHEEL


Date : 25-Sep-2021 9:59 am
Rec. No : 5466

BIOCHEMISTRY

TEST	RESULTS	Unit	REFERENCE RANGE
GGT	: 12	U/L	5 - 50 U/L
SGOT	: 18	U/L	0 - 50 U/L
SGPT	: 15	U/L	0 - 50 U/L
Alkaline Phosphatase	: 64	IU/l	38 - 126 IU/l
Total Bilirubin	: 0.9	mg/dl	0.2 - 1.2 mg/dl
Direct Bilirubin	: 0.4	mg/dl	0.1 - 0.4 mg/dl
Indirect Bilirubin	: 0.5	mg/dl	0.1 - 0.8 mg/dl
Blood Urea Nitrogen (BUN)	: 14	mg/dl	9 - 20 mg/dl
Creatinine	: 0.8	mg/dl	0.5 - 1.5 mg/dl
Uric Acid	: 4.7	mg/dl	4 - 8.5 mg/dl
Blood Sugar - F	: 100	mg/dL	70 - 110 mg/dL
Urine Sugar - F	: Absent		
Urine Ketone - F	: Absent		
Blood Sugar- PP	: 119	mg/dL	80 - 140 mg/dL
Urine Sugar - PP	: Absent		
Urine Ketone - PP	: Absent		
Total Protein	: 7.1	gm/dl	6.3 - 8.2 gm/dl
S.Albumin	: 4.0	gm/dl	3.7 - 5.3 gm/dl
Globulin	: 3.1	gm/dl	2.4 - 3.2 gm/dl

Lab Technician/Technologist
Zarna K Gandhi (Msc. Biotech)

Revival Diagnostic
401, Aqua Corridor,
B/s. Star Bazar, Surat-395009
Mo. 91002-20001


Pathologist
Dr. Mihir Icecreamwala

Operator Name : Zarna Gandhi

Print Date & Time : 25-Sep-2021

Laboratory Test Result are Subject to technical limitation and should be clinically correlate for final diagnosis

REVIVAL DIAGNOSTICS



A/G Ratio

: 1.29

gm/dl

1 - 2.3 gm/dl



REVIVAL DIAGNOSTICS

Lab Technician/Technologist
Zarna K Gandhi (Msc. Biotech)


Pathologist
Dr. Mihir Icecreamwala

Operator Name : Zarna Gandhi

Print Date & Time : 25-Sep-2021

Laboratory Test Result are Subject to technical limitation and should be clinically correlate for final diagnosis

📍 4th Floor, Aqua Corridor, Hazira Road, Adajan Paal, Surat-395009.

☎ 0261 2747788

✉ revivaldiagnostics.surat@gmail.com

🌐 www.revivaldiagnostics.com

This medical report is not intended for medico-legal purposes.



Name : RAJENDRA KUMAR PRAJAPAT

Date : 25-Sep-2021

Age/Sex : 25 Yrs. Male

09:59:07AM

UHID : 11951

Receipt No : 5466

Ref. By Dr. : MEDI WHEEL

REPORT OF SERUM LIPID PROFILE

Test	Result	Reference Range
Serum Cholesterol	172	Normal : Less than 200 mg / dl Borderline : 200 to 239 mg / dl Undesirable : More than 240 mg / dl
Serum Triglyceride	121	Normal : Less than 150 mg / dl Borderline High : 150 to 199 mg / dl High : 200 - 499 mg / dl Very High : More than 500 mg / dl
Serum HDL - Cholesterol (Good Cholesterol)	54	Desirable : More than 55 mg / dl Borderline : 35 to 55 mg / dl Undesirable : Less than 35 mg / dl
Serum LDL - Cholesterol (Bad Cholesterol)	93.8	Optimal : Less than 100 mg / dl Above Optimal : 100 - 129 mg / dl Borderline High : 130 to 159 mg / dl High : 160 to 189 mg / dl Very High : More than 190 mg / dl
VLDL	24.2	Normal : 5 to 30 mg / dl
Chol. / HDL - Chol. Ratio	3.2	Low Risk : Less than 3.8 Medium Risk : 3.8 to 5.9 High Risk : More than 6
LDL / HDL - Chol. Ratio	1.74	Low Risk : Less than 3.55 Medium Risk : 3.55 - 4 High Risk : More than 6

Lab Technician/Technologist
Zarna K Gandhi (Msc. Biotech)

Revival Diagnostic
401, Aqua Corridor,
B/s. Star Bazar, Surat-395009
Mobile: 062-28601

Pathologist
Dr. Mihir Icecreamwala

Operator Name: Zarna Gandhi

PrintDate & Time: 25-Sep-2021 12:22:00PM

Laboratory Test Result are Subject to technical limitation and should be clinically correlate for final diagnosis

4th Floor, Aqua Corridor, Hazira Road, Adajan Paal, Surat-395009.

0261 2747788

revivaldiagnostics.surat@gmail.com

www.revivaldiagnostics.com

This medical report is not intended for medico-legal purposes.



Name : RAJENDRA KUMAR PRAJAPAT
Age/Sex : 25 Yrs. / Male
UHID : 11951
Ref. By Dr. : MEDI WHEEL

Date : 25-Sep-2021 9:59 am
Receipt No : 5466

ROUTINE URINE EXAMINATION REPORT

PHYSICAL EXAMINATION :

Quantity : 30 ml
Colour : Pale Yellow
Appearance : Clear
Reaction : Acidic
Specific Gravity : 1.020

CHEMICAL EXAMINATION :

Proteins : Absent
Sugar : Absent
Acetone : Absent
Bile Salts : Absent
Bile Pigments : Absent
Urobilinogen : Normal
O.B.T. : Negative


MICROSCOPIC EXAMINATION :

Pus Cells : 1-2/hpf.
R. B. C. : Absent
Epithelial Cells : 2-3/hpf.
Bacteria : Absent
Casts : Absent
Crystals : Absent
Yeast cell : Absent
Mucus : Absent
Other Findings : NIL

Revival Diagnostic

401, Aqua Corridor,
B/s. Star Bazar, Surat-395009
Mo. 91062-28601

Lab Technician/Technologist
Zarna K Gandhi (Msc. Biotech)


Pathologist
Dr. Mihir Icecreamwala

Laboratory Test Result are Subject to technical limitation and should be clinically correlate for final diagnosis

Operator Name: Zarna Gandhi

Print Date & Time: 25-Sep-2021 12:24:00PM

4th Floor, Aqua Corridor, Hazira Road, Adajan Paal, Surat-395009.

0261 2747788

revivaldiagnostics.surat@gmail.com

www.revivaldiagnostics.com

This medical report is not intended for medico-legal purposes.



Name : RAJENDRA KUMAR PRAJAPAT
Age/Se : 25 Yrs. Male
UHID : 11951
Ref. By : MEDI WHEEL

Date : 25-Sep-2021
12:00:00AM
Receipt No: 5466

STOOL EXAMINATION

GENERAL EXAMINATION

Consistency : Semi Solid
Color : Brown
Mucus : Absent
Pus : Absent
Blood : Absent

CHEMICAL EXAMINATION

Reaction : Acidic
Occult Blood : Absent

MICROSCOPIC EXAMINATION

Ova : Absent
Cysts : Absent
Trophozoits : G. Lambia
Pus Cells : Absent / Hpf.
Red Blood Cells : Absent /Hpf.
Macrophage Cells : Absent
Epithelial Cells : Absent / Hpf.
Starch : Absent
Vegetable cells : Absent
Crystals : Absent
Fat : Absent

Revival Diagnostic

401, Aqua Corridor,
B/s. Star Bazar, Surat-395009
Mo. 91062-28601

Lab Technician/Technologist
Zarna K Gandhi (Msc. Biotech)

Operator Name : Zarna Gandhi

Pathologist/ Pathologist
Dr. Mihir icecearmwala /Dr. Sodavadiya Kirankumar

Print Date & Time : 25-Sep-2021 03:10:00PM

Laboratory Test Result are Subject to technical limitation and should be clinically correlate for final diagnosis

4th Floor, Aqua Corridor, Hazira Road, Adajan Paal, Surat-395009.

0261 2747788

revivaldiagnostics.surat@gmail.com

www.revivaldiagnostics.com

This medical report is not intended for medico-legal purposes.



Name : RAJENDRA KUMAR PRAJAPAT

Date : 25-Sep-2021

Age/Sex : 25 Yrs. Male

Receipt No : 5466

UHID : 11951

Ref. By Dr. : MEDI WHEEL

REPORT OF GLYCOSYLATED HEMOGLOBIN [HbA1C]

Parameter	Result	Unit	Biological Reference Interval
Hemoglobin A1C(HbA1C)	5.2	%	HbA1C Degree of Glucose Control < 5.6 % Non Diabetics 5.7 - 6.4 % Prediabetics > = 6.5 % Diabetics

(REF : Wallace, 11th Edition)

REMARKS:

6 - 7 % Excellent Control
7 - 8 % Good Control
8 -10 % Unsatisfactory Control
> 10 % Poor Control

Method : High performance liquid chromatography (HPLC)

MEAN BLOOD GLUCOSE OVER THE PAST 60 DAYS FROM THE HbA1C RESULT : 000 mg/dl

Remarks : GHb test is useful for the long term control and monitoring of diabetes mellitus since it reflects the integration of blood glucose levels during past 4-8 weeks.

Revival Diagnostic
401, Aqua Corridor,
B/s. Star Bazar, Surat-395009
Mo. 91062-28601

Lab Technician/Technologist
Zarna K Gandhi (M.Sc. Biotech)

Operator Name : Zarna Gandhi

Pathologist

Dr. Mihir Icecreamwala

Print Date & Time : 25-Sep-2021 12:21:00PM

Laboratory Test Result are Subject to technical limitation and should be clinically correlate for final diagnosis

4th Floor, Aqua Corridor, Hazira Road, Adajan Paal, Surat-395009.

0261 2747788

revivaldiagnostics.surat@gmail.com

www.revivaldiagnostics.com

This medical report is not intended for medico-legal purposes.



Name : RAJENDRA KUMAR PRAJAPAT

Date : 25-Sep-2021 9:59
am

Age/Sex : 25 Yrs. Male
UHID : 11951

Receipt No : 5466

Ref. By Dr. : MEDI WHEEL

THYROID TEST

TEST	RESULT	NORMAL RANGE
T3	1.15	0.87 - 1.78 ng/ml
T4	8.20	4.60 - 13.5 ug/dl
TSH	1.77	0.50 - 5.50 uIU/ml 5.5 to 15 uIU/ml - Suggested Clinical co-relation Or Repeat test with new sample as physiological factors can give falsely high TSH Above 15uIU/ml Hypothyroid

PREGNANT WOMEN normal ranges for
TSH:
1st Trimester :0.0878 - 2.8293 uIU/ml
2nd Trimester :0.1998 - 2.7915 uIU/ml
3rd Trimester :0.307 - 2.9028 uIU/ml
Ref:TIETZ Fundamentals of Clinical
Chemistry.

Lab Technician/Technologist
Zarna K Gandhi (Msc. Biotech)

Revival Diagnostic
401, Aqua Corridor,
B/s, Star Bazar, Surat-395009
Mo. 91062-28601


Pathologist
Dr. Mihir Icecreamwala

Operator Name : Zarna Gandhi

Print Date & Time : 25-Sep-2021 12:22:00PM

Laboratory Test Result are Subject to technical limitation and should be clinically correlate for final diagnosis

4th Floor, Aqua Corridor, Hazira Road, Adajan Paal, Surat-395009.

0261 2747788

revivaldiagnostics.surat@gmail.com

www.revivaldiagnostics.com

This medical report is not intended for medico-legal purposes.



Name : RAJENDRA KUMAR PRAJAPAT
Age/Sex : 25 Yrs. Male
UHID : 11951
Ref. By Dr. : MEDI WHEEL

Date : 25-Sep-2021
Receipt No : 5466
Sample Received On : 25-Sep-21 9:59 am

REPORT OF TUMOR MARKERS

Test	Result	Normal Range
PROSTATE SPECIFIC ANTIGEN (PSA)	0.84 ng/ml	[0.0 - 2.5 ng/ml] 40 - 49 Years [0.0 - 3.5 ng/ml] 50 - 59 Years [0.0 - 4.5 ng/ml] 60 - 69 Years [0.0 - 5.5 ng/ml] 70 - 79 Years



Lab Technician/Technologist
Zarna K Gandhi (Msc. Biotech)
Operator Name: Zarna Gandhi


Pathologist
Dr. Mihir Icecreamwala
PrintDate & Time: 25-Sep-2021

Method: - Test performed on Automated Chemiluminescence Assay [COBAS E411, ROCHE]
Corrobrative clinicopathologic correlation is essential for final diagnosis. Test reports are subjected to technical limitation and should be clinically co-related. Laboratory may be contacted if required.

Laboratory Test Result are Subject to technical limitation and should be clinically correlate for final diagnosis



NAME: Pranjali Khande Pranjali SEX: male

BIRTHDATE: 12-01-1996 AGE: 25

DEPARTMENT OF OPHTHALMOLOGY

EYE TEST:

1. VISION:

RIGHT EYE - - 0.75

LEFT EYE - - 0.75

2. COLOR VISION:

RIGHT EYE - Normal 6/6

LEFT EYE - Normal 6/6

3. FUNDUS:

RIGHT EYE - Normal 6/6

LEFT EYE - Normal 6/6

REMARKS:

Revival Diagnostic

401, Aqua Corridor,

B/s. Star Bazar, Surat-395009

Mo. 91062-28601

Ophthalmologist/Optomestrist

Laboratory Test Result are Subject to technical limitation and should be clinically correlate for final diagnosis

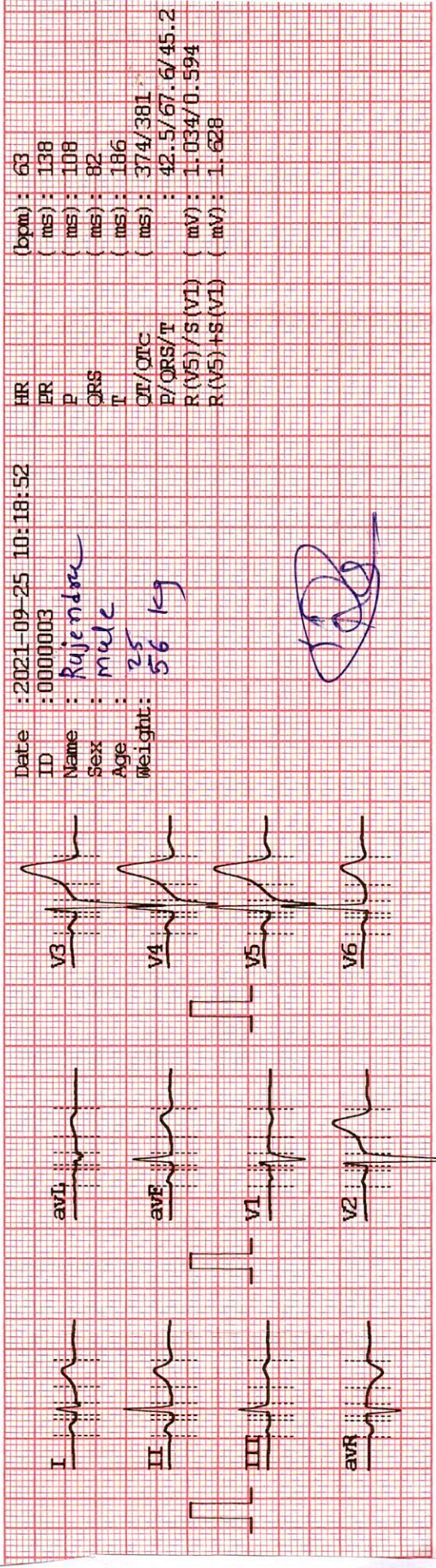
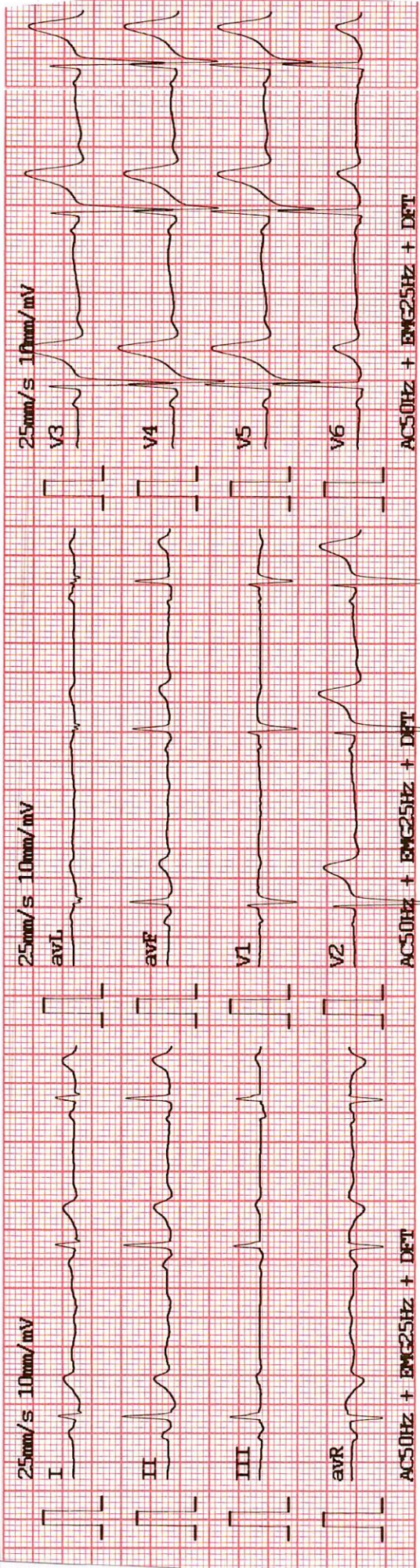
4th Floor, Aqua Corridor, Hazira Road, Adajan Paal, Surat-395009.

0261 2747788

revivaldiagnostics.surat@gmail.com

www.revivaldiagnostics.com

This medical report is not intended for medico-legal purposes.



Date : 2021-09-25 10:18:52
 ID : 0000003
 Name : Rajendra
 Sex : Male
 Age : 25
 Weight : 56 kg

HR : 63
 PR : 138 (ms)
 P : 108 (ms)
 QRS : 82 (ms)
 T : 186 (ms)
 QT/QTc : 374/381 (ms)
 P/QRS/T : 42.5/67.6/45.2 (mV)
 R (V5)/S (V1) : 1.034/0.594 (mV)
 R (V5)+S (V1) : 1.628 (mV)

[Handwritten Signature]

Redius Diagnostics
 401, Aqua Corridor,
 Beside Star Bazar, -395009
 Mo. 91062 - 28601.

DR. ADITI PATEL
 M.B.S., P. CARD (MUM)
 CLINICAL CARDIOLOGIST
 REG. NO. G-42901

REVIVAL DIAGNOSTICS



Name : RAJENDRA KUMAR PRAJAPAT
Age/Sex : 25 Yrs. Male
UHID : 11951
Ref. By Dr : MEDI WHEEL

Date : 25-Sep-2021
Rec No : 5466

ECG

Test	Observed Value	Biological Referance Interval
------	----------------	-------------------------------

ECG

1. The rhythm is sinus.
2. Heart rate is **63** beats per minute.
3. Normal P,QRS,T wave axis.
4. Normal PR,QRS,Q.T. Duration.
5. No pathological q wave or ST-T changes seen.
6. No evidence of chamber hypertrophy or enlargement seen.

IMPRESSION : ECG WITHIN NORMAL LIMITS.

REVIVAL
DIAGNOSTICS

DR. ADITI PATEL
M.B.B.S., D. CARD
CLINICAL CARDIOLOGIST
REG. NO. G-42901

Revival Diagnostic
401, Aqua Corridor,
B/s. Star Bazar, Surat-395009
Mo. 91062-28601

Laboratory Test Result are Subject to technical limitation and should be clinically correlate for final diagnosis

📍 4th Floor, Aqua Corridor, Hazira Road, Adajan Paal, Surat-395009.

☎ 0261 2747788

✉ revivaldiagnostics.surat@gmail.com

🌐 www.revivaldiagnostics.com

This medical report is not intended for medico-legal purposes.

REVIVAL DIAGNOSTICS



2D-ECHOCARDIOGRAPHY & COLOR DOPPLER REPORT

Name:	RAJENDRA KUMAR PRAJAPAT	Age/Gender	25Yrs /Male
Referred by.	MEDI WHEEL	Date	25/09/2021

VITALS: BP = 120/80mmHg, PULSE =90 bpm, SPO2 =98%

INDICATION: Preventive Health check up

- **CARDIAC CHAMBERS:** Left Ventricle: Normal size, Left Atrium: Normal size.
- No e/o thrombus in LA/LV.
- **Right Atrium:** Normal size. **Right Ventricle:** Normal size,
- **Normal Right Ventricular function.** (TAPSE=21mm)
- **Normal Left Ventricular systolic function. LVEF = 60% ,**
No regional wall abnormality. No thinning / scarring / dyskinesia of LV wall.
- **No Concentric Left Ventricular Hypertrophy.** (IVSd= 10 mm),
- **LV Compliance :**
No Left Ventricular Diastolic Dysfunction [LVDD]. No Doppler e/o raised LVEDP.
- **VALVES:**
- Structurally Normal Mitral valve/ Aortic valve/Tricuspid valve/ Pulmonary valve.
No significant Valvular Stenosis.
- **Doppler findings:** AV max = 1.23 m/s, PV max = 0.9 m/s.
Trivial Pulmonary Regurgitation, Trivial Tricuspid regurgitation.
- **No Pulmonary Arterial Hypertension. PASP** by TRjet vel.method = 23 mmHg.
- **SEPTAE:** IAS / IVS Appear Intact.
- **IVC :** Normal in dimension and shows good inspiratory collapse.
- **OTHERS:** No e/o Pericardial effusion / vegetation.

IMPRESSION:

NORMAL STUDY

**NORMAL LV SYSTOLIC FUNCTION, LVEF= 60 %, NO RWMA,
NO LVH , NO LVDD ,TRIVIAL PR/TR, NO PAH.**

Revival Diagnostic
DR. SUSHIL YADAV
401, Adajan Corridor, 395009
CONSULTING & CLINICAL
Star Bazar, Adajan, 395009
CARDIOLOGIST
Mo. 91062-28001

Laboratory Test Result are Subject to technical limitation and should be clinically correlate for final diagnosis

4th Floor, Aqua Corridor, Hazira Road, Adajan Paal, Surat-395009.

0261 2747788

revivaldiagnostics.surat@gmail.com

www.revivaldiagnostics.com

This medical report is not intended for medico-legal purposes.



NAME	RAJENDRA KUMAR PRAJAPAT	DATE	25-Sep-2021
REFERRED BY	MEDI WHEEL	AGE / SEX	25 YRS / M

Thanks for the reference

USG ABDOMEN

LIVER: is normal in size and shows homogeneous echotexture.

No evidence of intrahepatic biliary radicles dilatation / focal space occupying lesion.

The portal vein and common bile duct show normal caliber.

GALL BLADDER: is distended and shows smooth walls. Wall thickness is normal.

No evidence of sludge / calculus. No evidence of pericholecystic collection.

SPLEEN: Is normal in size and shows normal echo pattern.

PANCREAS: shows normal echo anatomy and its relationship with splenic vein is normal.

KIDNEYS: Both the kidneys are normal in size, shape and location and show normal cortico-medullary differentiation.

Right kidney measures- 9.8 x 3.6 cms.

Left kidney measures- 10.3 x 5.4 cms.

No evidence of hydronephrosis or calculus.

URINARY BLADDER: is distended with smooth walls.

No evidence of diverticulum or calculus.

PROSTATE: is normal in size and shows homogeneous echotexture.

No evidence of ascites / pleural effusion.

Fluid and gas filled bowel loops with normal wall thickness and peristalsis noted.

IMPRESSION:

No significant abdominal pathology noted....

Dr. Chirag K. Patel
MBBS-DMPD
Reg. No. G-23509
DR. CHIRAG K PATEL
RADIOLOGIST
4th Floor, Aqua Corridor,
Nr. Star Bazar, Hazira Main Road,
Adajan, Surat-395009.
Mo. 97266 726683

Laboratory Test Result are Subject to technical limitation and should be clinically correlate for final diagnosis

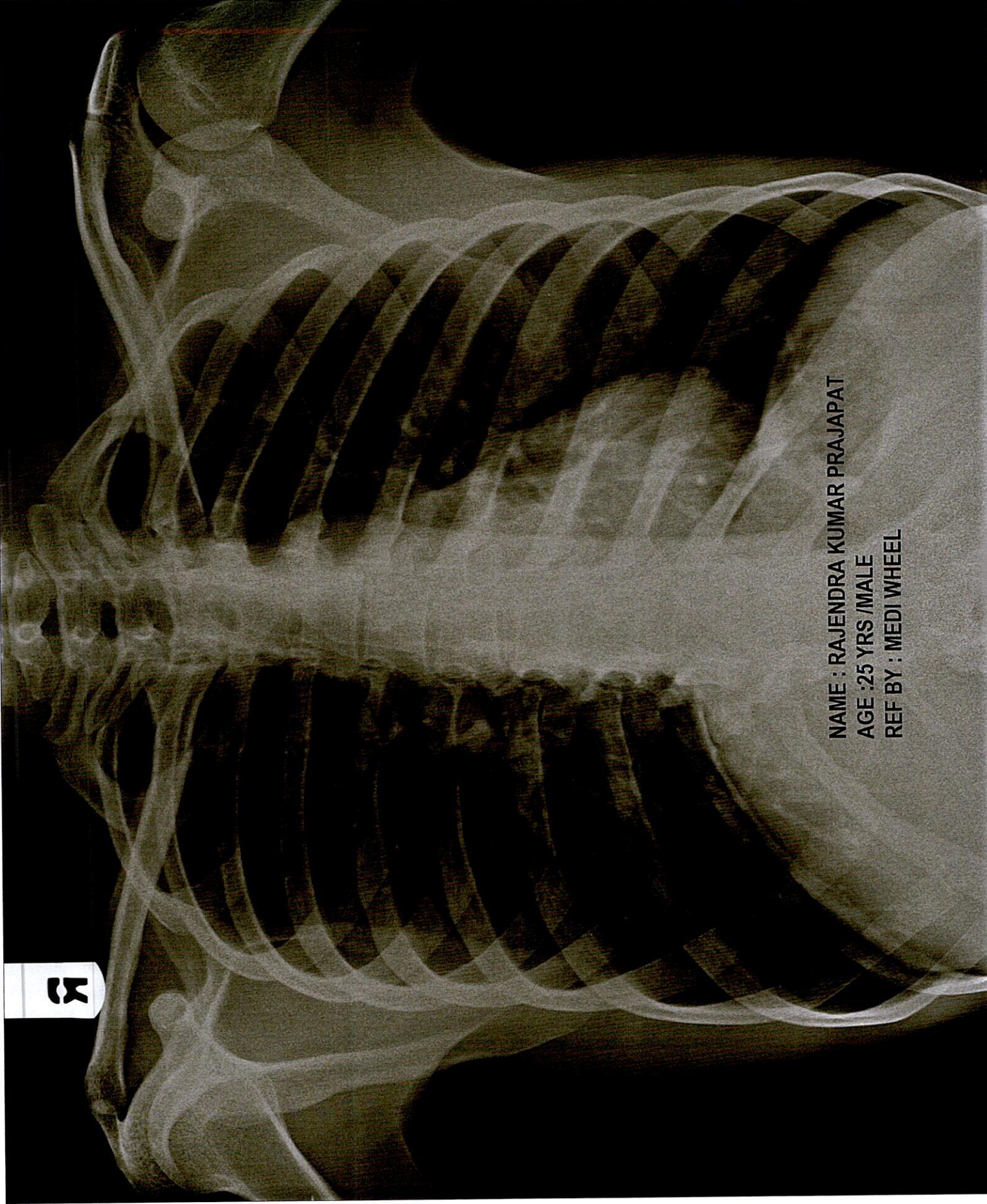
4th Floor, Aqua Corridor, Hazira Road, Adajan Paal, Surat-395009.

0261 2747788

revivaldiagnostics.surat@gmail.com

www.revivaldiagnostics.com

This medical report is not intended for medico-legal purposes.



NAME : RAJENDRA KUMAR PRAJAPAT
AGE :25 YRS /MALE
REF BY : MEDI WHEEL

3



NAME	RAJENDRA KUMAR PRAJAPAT	REPORTING DATE	25/Sep/2021
REF BY	MEDI WHEEL	AGE / SEX	25 YRS. / M

CHEST RADIOGRAPH-PA VIEW

Hilar shadows are within normal limits.

Pulmonary vasculature appears normal.

Cardia appears normal in size..

Both domesh of the diaphragm are smooth.

Both costophrenic recesses are clear.

Both lung fields appear normal.

Visualized bones and soft tissue shadows appear normal.

IMPRESSION:

NORMAL STUDY

Dr. Chirag K. Patel

MBBS-DMPD

DR. CHIRAG K. PATEL

Revival Diagnostics

4th Floor, Aqua Corridor,
Nr. Star Bazar, Hazira Main Road,
Adajan, Surat-395009.
Mo. 97266 726683

Laboratory Test Result are Subject to technical limitation and should be clinically correlate for final diagnosis

📍 4th Floor, Aqua Corridor, Hazira Road, Adajan Paal, Surat-395009.

☎ 0261 2747788

✉ revivaldiagnostics.surat@gmail.com

🌐 www.revivaldiagnostics.com

This medical report is not intended for medico-legal purposes.