



# REVIVAL DIAGNOSTICS

## HEALTH CHECK-UP SUMMARY

Name : Siddhi Sahay

Date: 25/02/2023

Email ID :

Sex : F	Age : 32 Years	Contact No: 7049600605	Remarks :	
			Under-weight	-
			Normal	-
			Over-weight	✓

i> BMI

Height (in Cm) : 142	Weight (in Kg) : 65	BMI: 32.6	
----------------------	---------------------	-----------	--

ii> Blood Pressure & Pulse

110/72 mmHg  
76 /min.

If high or low, whether the person is on medication : YES /  NO

iii> Blood Tests & Lung Function Remarks

RS }  
CVS }  
CNS }

If abnormal, whether the person is on medication : YES /  NO

iv> Eye Test Remarks

Eye Test :  R 6/6     L 6/6  
Color Vision:

v> Heart Disease

Whether any specific heart ailment detected (ECG findings) :  
Normal

vi> Any other problems needing attention / Overall Assessment :

NO

**Dr. Chirag Patel**  
M.B.B.S. G-49432

Signature of the Doctor

Siddhi Sahay

### Revival Diagnostic

401, Aqua Corridor,  
B/s. Star Bazar, Surat-395009  
Mo. 91062-28601

0261 2747788, 9825947712

revivaldiagnostics.surat@gmail.com

4<sup>th</sup> Floor, Aqua Corridor, Hazira Road, Adajan Pal, Surat-395009.

www.revivaldiagnostics.com



# REVIVAL DIAGNOSTICS

Name	<b>SIDDHI SAHAY</b>	Age/Gender	<b>32Yrs/Female</b>
Reg No.	<b>1751/23</b>	Receipt No	<b>6118</b>
Referred By	<b>BOB - MEDI WHEEL(PKG10000241)</b>	Mode of Payment	<b>CREDIT</b>
Collection Type	<b>CENTER</b>	Collection DateTime	<b>25-Feb-2023 10:09 AM</b>

## **BLOOD GROUP** - 250223194 Released at 25-Feb-2023 12:18 PM

Parameter	Result	Biological Ref.Range	Method
-Blood Group	"B"		
-Rh Factor	POSITIVE		

## **CBC** - 250223192 Released at 25-Feb-2023 12:34 PM

Parameter	Result	Biological Ref.Range	Method
-Haemoglobin	<b>11.4 gm/dL</b>	<b>L (12 - 16 gm/dL)</b>	Auto
-RBC Count	4.20 mill/cumm	(4.2 - 5.4 mill/cumm)	Auto
-Total WBC Count	7200 /cumm	(4000 - 10000 /cumm)	Auto
-Platelet Count	2.01 lakh/cumm	(1.5 - 4.5 lakh/cumm)	Auto

## **Blood Indices**

-HCT	<b>36.0 %</b>	<b>L (40 - 55 %)</b>	Auto
-MCV	86.9 fl	(80 - 92 fl)	Auto
-MCH	27.5 pg	(27 - 31 pg)	Auto
-MCHC	<b>31.7 gm/dL</b>	<b>L (32 - 36 gm/dL)</b>	Auto
-RDW	13.1 %	(11 - 15 %)	Auto

## **Diff WBC Count**

-Polymorphs	71 %	(40 - 80 %)	Microscopically
-Lymphocytes	24 %	(20 - 40 %)	Microscopically
-Eosinophils	03 %	(1 - 6 %)	Microscopically
-Monocytes	02 %	(2 - 7 %)	Microscopically
-Basophils	00 %	(0 - 1 %)	Microscopically
-PLATELET ON SMEAR	Adequate		Microscopically
-MALARIAL PARASITES	Malarial Parasites Not Detected		Microscopically

[Test performed on Fully Automated Hematology Analyzer ERBA H-360]

**Revival Diagnostics**  
401-Aqua Corridor,  
Beside Star Bazar, Adajan,  
Surat-395009. Mo. 9825947712



0261 2747788, 9825947712



4<sup>TH</sup> Floor, Aqua Corridor, Hazira Road, Adajan Pal, Surat-395009.



Dr. Shivangi Gandhi  
M.B.B.S, M.D (Pathology)  
revivaldiagnostics.surat@gmail.com



www.revivaldiagnostics.com

This Medical Report Is Not Intended For Medico-legal Purposes.  
Laboratory Test Results Are Subject To Technical Limitation And Should  
Be Clinically Correlate For Final Diagnosis



# REVIVAL DIAGNOSTICS

Name	<b>SIDDHI SAHAY</b>	Age/Gender	<b>32Yrs/Female</b>
Reg No.	<b>1751/23</b>	Receipt No	<b>6118</b>
Referred By	<b>BOB - MEDI WHEEL(PKG10000241)</b>	Mode of Payment	<b>CREDIT</b>
Collection Type	<b>CENTER</b>	Collection DateTime	<b>25-Feb-2023 10:09 AM</b>

**ESR** - 250223192 Released at 25-Feb-2023 01:12 PM

Parameter	Result	Biological Ref.Range	Method
-E.S.R	08 mm/hr	(3 - 15 mm/hr)	



**Revival Diagnostics**  
401-Aqua Corridor,  
Beside Star Bazar, Adajan,  
Surat-395009. Mo. 9825947712

*sg*

Dr. Shivangi Gandhi

M.B.B.S. M.D (Pathology)

revivaldiagnostics.surat@gmail.com



0261 2747788, 9825947712



4<sup>th</sup> Floor, Aqua Corridor, Hazira Road, Adajan Pal, Surat-395009.



www.revivaldiagnostics.com



This Medical Report Is Not Intended For Medico-legal Purposes.  
Laboratory Test Results Are Subject To Technical Limitation And Should  
Be Clinically Correlate For Final Diagnosis



# REVIVAL DIAGNOSTICS

Name	<b>SIDDHI SAHAY</b>	Age/Gender	<b>32Yrs/Female</b>
Reg No.	<b>1751/23</b>	Receipt No	<b>6118</b>
Referred By	<b>BOB - MEDI WHEEL(PKG10000241)</b>	Mode of Payment	<b>CREDIT</b>
Collection Type	<b>CENTER</b>	Collection DateTime	<b>25-Feb-2023 10:09 AM</b>

## **LIVER FUNCTION TEST (LFT)** - 250223194 Released at 25-Feb-2023 01:35 PM

Parameter	Result	Biological Ref.Range	Method
-Serum Total Bilirubin	0.6 mg/dL	(0 - 1.3 mg/dL)	Diazo
-Serum Direct Bilirubin	0.2 mg/dL	(0 - 0.4 mg/dL)	Diazo
-Serum InDirect Bilirubin	0.4 mg/dL	(0.1 - 1.3 mg/dL)	Calculated
-Total Protein (TP)	6.6 gm/dL	(6.4 - 8.3 gm/dL)	Biuret
-Albumin (ALB)	3.6 gm/dL	(3.5 - 5.2 gm/dL)	BCG
-Globulin	3.0 gm/dL	(2.3 - 3.6 gm/dL)	Calculated
-A/G Ratio	1.20 gm/dL	(1 - 2.3 gm/dL)	Calculated
-SGPT(ALT)	29 U/L	(5 - 45 U/L)	IFCC, Kinetic without Pyridoxal Phosphate
-SGOT (AST)	21 U/L	(0 - 35 U/L)	IFCC, Without Pyridoxal Phosphate
-Alkaline Phosph.	84 U/L	(42 - 128 U/L)	ALP-AMP
-GGT	24 U/L	(5 - 50 U/L)	Glupa-C

[Test performed on Fully Automated Biochemistry Analyzer ERBA EM200]

REVIVAL  
DIAGNOSTICS

**Revival Diagnostics**  
401-Aqua Corridor,  
Beside Star Bazar, Adajan,  
Surat-395009. Mo. 9825947712

Dr. Shivangi Gandhi

M.B.B.S, M.D (Pathology)

revivaldiagnostics.surat@gmail.com



0261 2747788, 9825947712



4<sup>TH</sup> Floor, Aqua Corridor, Hazira Road, Adajan Pal, Surat-395009.



revivaldiagnostics.surat@gmail.com




www.revivaldiagnostics.com

This Medical Report Is Not Intended For Medico-legal Purposes.  
Laboratory Test Results Are Subject To Technical Limitation And Should  
Be Clinically Correlate For Final Diagnosis



# REVIVAL DIAGNOSTICS



Name	<b>SIDDHI SAHAY</b>	Age/Gender	<b>32Yrs/Female</b>
Reg No.	<b>1751/23</b>	Receipt No	<b>6118</b>
Referred By	<b>BOB - MEDI WHEEL(PKG10000241)</b>	Mode of Payment	<b>CREDIT</b>
Collection Type	<b>CENTER</b>	Collection DateTime	<b>25-Feb-2023 10:09 AM</b>

### Creatinine - 250223194 Released at 25-Feb-2023 01:36 PM

Parameter	Result	Biological Ref.Range	Method
-Creatinine	0.7 mg/dL	(0.6 - 1.14 mg/dL)	ENZYMATIC

### BUN - 250223194 Released at 25-Feb-2023 11:40 AM

Parameter	Result	Biological Ref.Range	Method
-Blood Urea Nitrogen (BUN)	10 mg/dL	(6 - 20 mg/dL)	Calculated

### Uric Acid - 250223191 Released at 25-Feb-2023 01:36 PM

Parameter	Result	Biological Ref.Range	Method
-Uric Acid	5.8 mg/dL	(3.5 - 7.2 mg/dL)	Uricase-POD



**Revival Diagnostics**  
401-Aqua Corridor,  
Beside Star Bazar, Adajan,  
Surat-395009. Mo. 9825947712

*Sg*

Dr. Shivangi Gandhi

M.B.B.S, M.D (Pathology)

revivaldiagnostics.surat@gmail.com



0261 2747788, 9825947712



4<sup>TH</sup> Floor, Aqua Corridor, Hazira Road, Adajan Pal, Surat-395009.




www.revivaldiagnostics.com

This Medical Report Is Not Intended For Medico-legal Purposes.  
Laboratory Test Results Are Subject To Technical Limitation And Should  
Be Clinically Correlate For Final Diagnosis



# REVIVAL DIAGNOSTICS



Name	<b>SIDDHI SAHAY</b>	Age/Gender	<b>32Yrs/Female</b>
Reg No.	<b>1751/23</b>	Receipt No	<b>6118</b>
Referred By	<b>BOB - MEDI WHEEL(PKG10000241)</b>	Mode of Payment	<b>CREDIT</b>
Collection Type	<b>CENTER</b>	Collection DateTime	<b>25-Feb-2023 10:09 AM</b>

## Lipid Profile - 250223194 Released at 25-Feb-2023 01:36 PM

Parameter	Result	Biological Ref.Range	Method
-Serum Cholesterol	185 mg/dL	Desirable < 200 mg/dl Borderline High : 200-239 mg/dl High : > 240 mg/dl	CHOD-PAP
-Serum Triglyceride	<b>252 mg/dL</b>	<b>H</b> Normal < 150 mg/dl Borderline High : 150 - 159 mg/dl High : 200 - 499 mg/dl Very High : 500 mg/dl	GPO-POD Method
-Serum HDLD(Direct)	60 mg/dL	Normal :> 55 mg/dl Borderline : 35-55 mg/dl Undesirable: < 35 mg/dl	PYS-PEGME Precipitation with CHOD-POD
-Serum VLDL	<b>50 mg/dL</b>	<b>H</b> (5 - 30 mg/dL)	Calculated
-Serum LDLD(Direct)	75 mg/dL	Optimal:< 100 mg/dl Above Optimal : 100- 129 mg/dl Borderline High : 130-159 mg/dl High : > 160-189mg/dl Very High : >190 mg/dl	Calculated
-Chol/HDL	3.08	Low risk: <3.8 Medium Risk: 3.8 to 5.9 High Risk: > 6	Calculated
-LDL/Chol	2.48	Low risk: <3.55 Medium Risk: 3.55 to 4.0 High Risk: > 6	Calculated

[Test performed on Fully Automated Biochemistry Analyzer ERBA EM200]

**Revival Diagnostics**  
401-Aqua Corridor,  
Beside Star Bazar, Adajan,  
Surat-395009. Mo. 9825947712

Dr. Shivangi Gandhi

M.B.B.S, M.D (Pathology)

revivaldiagnostics.surat@gmail.com



0261 2747788, 9825947712



4<sup>TH</sup> Floor, Aqua Corridor, Hazira Road, Adajan Pal, Surat-395009.




www.revivaldiagnostics.com

This Medical Report Is Not Intended For Medico-legal Purposes.  
Laboratory Test Results Are Subject To Technical Limitation And Should  
Be Clinically Correlate For Final Diagnosis



# REVIVAL DIAGNOSTICS



Name	<b>SIDDHI SAHAY</b>	Age/Gender	<b>32Yrs/Female</b>
Reg No.	<b>1751/23</b>	Receipt No	<b>6118</b>
Referred By	<b>BOB - MEDI WHEEL(PKG10000241)</b>	Mode of Payment	<b>CREDIT</b>
Collection Type	<b>CENTER</b>	Collection DateTime	<b>25-Feb-2023 10:09 AM</b>

## Urine Routine & Micro Examination - 250223196 Released at 25-Feb-2023 01:31 PM

Parameter	Result	Biological Ref.Range	Method
<b><u>Physical Examination</u></b>			
-Quantity	30		Manual
-Colour	Pale Yellow	Pale Yellow	Manual
-Appearance	Clear	Clear	Manual
-Reaction (pH)	Acidic		Dipstick
-Specific Gravity	1.030		Dipstick
<b><u>Chemical Examination</u></b>			
-Proteins.	Absent		Dipstick
-Sugar	Absent		Dipstick
-Acetone.	Absent		Dipstick
-Bile Salts	Absent	Absent	Dipstick
-Bile Pigments	Absent	Absent	Dipstick
-Occult Blood Test (OBT).	Negative		Dipstick
<b><u>Microscopic Examination</u></b>			
-Pus Cells	2-3		Microscopically
-Red Blood Cells	Absent		Microscopically
-Epithelial Cells	2-3		Microscopically
-Bacteria.	Absent		Microscopically
-Crystals	Absent	Absent	Microscopically
-Others	NIL	Absent	Microscopic Examination

**Revival Diagnostics**  
401-Aqua Corridor,  
Beside Star Bazar, Adajan,  
Surat-395009. Mo. 9825947712

Dr. Shivangi Gandhi

M.B.B.S, M.D (Pathology)

revivaldiagnostics.surat@gmail.com



0261 2747788, 9825947712



4<sup>TH</sup> Floor, Aqua Corridor, Hazira Road, Adajan Pal, Surat-395009.



www.revivaldiagnostics.com

This Medical Report Is Not Intended For Medico-legal Purposes.  
Laboratory Test Results Are Subject To Technical Limitation And Should  
Be Clinically Correlate For Final Diagnosis



# REVIVAL DIAGNOSTICS

Name	<b>SIDDHI SAHAY</b>	Age/Gender	<b>32Yrs/Female</b>
Reg No.	<b>1751/23</b>	Receipt No	<b>6118</b>
Referred By	<b>BOB - MEDI WHEEL(PKG10000241)</b>	Mode of Payment	<b>CREDIT</b>
Collection Type	<b>CENTER</b>	Collection DateTime	<b>25-Feb-2023 10:09 AM</b>

### Total T3 T4 TSH - 250223194 Released at 25-Feb-2023 01:24 PM

Parameter	Result	Biological Ref.Range	Method
-Total T3	1.01 ng/ml	(0.87 - 1.78 ng/ml)	Fluorescence Enzyme Immunoassay
-Total T4	5.99 ug/dl	(4.6 - 11 ug/dl)	Fluorescence Enzyme Immunoassay
-TSH	2.69 uIU/ml	0.50 - 5.50 uIU/ml 5.5 to 15 ul U/ml - Suggested Clinical co-relation or Repeat test with new sample as physiological factors can give falsely high TSH Above 15uIU/ml Hypothyroid PREGNANT WOMEN normal ranges for TSH: 1st Trimester : 0.0878 - 2.8293 uIU/ml 2nd Trimester : 0.1998 - 2.7915 uIU/ml 3rd Trimester : 0.307 - 2.9028 uIU/ml Ref: TIETZ Fundamentals of Clinical Chemistry	Fluorescence Enzyme Immunoassay

[Test performed on Fully Automated Immunology Analyzer Maglumi-600]

**Revival Diagnostics**  
401-Aqua Corridor,  
Beside Star Bazar, Adajan,  
Surat-395009. Mo. 9825947712



0261 2747788, 9825947712



4<sup>TH</sup> Floor, Aqua Corridor, Hazira Road, Adajan Pal, Surat-395009.



M.B.B.S. M.D (Pathology)  
revivaldiagnostics.surat@gmail.com



www.revivaldiagnostics.com

This Medical Report Is Not Intended For Medico-legal Purposes.  
Laboratory Test Results Are Subject To Technical Limitation And Should  
Be Clinically Correlate For Final Diagnosis





# REVIVAL DIAGNOSTICS

NAME: Siddhi SEX: F  
BIRTHDATE: 05/10/1990 AGE: 32

## DEPARTMENT OF OPHTHALMOLOGY

### EYE TEST:

#### 1. VISION:

RIGHT EYE - 6/6

LEFT EYE - 6/6

#### 2. COLOR VISION:

RIGHT EYE - (C)

LEFT EYE - (C)

#### 3. FUNDUS:

RIGHT EYE - (C)

LEFT EYE - (C)

### REMARKS:

(C)

Siddhi Sahay

Revival Diagnostic  
401, Aq  
B/s. Star Ba  
395009  
Mo. 91062-28601

Ophthalmologist/Optomtrist



0261 2747788, 9825947712



4<sup>TH</sup> Floor, Aqua Corridor, Hazira Road, Adajan Pal, Surat-395009.



revivaldiagnostics.surat@gmail.com



www.revivaldiagnostics.com

This Medical Report Is Not Intended For Medico-legal Purposes.  
Laboratory Test Results Are Subject To Technical Limitation And Should  
Be Clinically Correlate For Final Diagnosis



# REVIVAL DIAGNOSTICS

## Dental Assessment Form

NAME

Siddhi

AGE

32

DATE

25/02/2023

SEX

F

### \* CHIEF COMPLAINT

- A CLINICAL FEATURES :- normal
- 1 CAVIES :- }  
2 MISSING TOOTH :- } NO  
3 MALOCCLUSION :- }  
4 FILLING :- }
- B DIAGNOSIS :- normal
- C PERSONAL HISTORY :- Hygienic
- D PROVISIONAL D/G :- (A)
- E MEDICAL HISTORY :- NO
- F FINAL D/G :- normal
- G TREATMENT PLAN :- NO

CLINT SIGN

a Siddhi Sahay.

Revival Diagnostic

401, Aqua Corridor,  
B/B. ST. P. SIGN. Surat-395009  
Mo. 91062-28601



0261 2747788, 9825947712



4<sup>TH</sup> Floor, Aqua Corridor, Hazira Road, Adajan Pal, Surat-395009.



revivaldiagnostics.surat@gmail.com



www.revivaldiagnostics.com

This Medical Report Is Not Intended For Medico-legal Purposes.  
Laboratory Test Results Are Subject To Technical Limitation And Should  
Be Clinically Correlate For Final Diagnosis



Name	<b>SIDDHI SAHAY</b>	Age/Gender	<b>32Yrs/Female</b>
Reg No.	<b>1751/23</b>	Receipt No	<b>6118</b>
Referred By	<b>BOB - MEDI WHEEL(PKG10000241)</b>	Mode of Payment	<b>CREDIT</b>
Collection Type	<b>CENTER</b>	Collection DateTime	<b>25-Feb-2023 10:04 AM</b>

## USG OF ABDOMEN & PELVIS

### LIVER:

Liver is normal in size, shape and increased echotexture.

No evidence of focal SOL or dilatation of IHBR seen.

Portahepatis appear normal.

### GALLBLADDER:

Gallbladder is distended and appears normal.

No e/o calculus, mass lesion or changes of cholecystitis seen.

### PANCREAS:

Pancreas appears normal in size, shape and echotexture.

No e/o focal lesion, mass or changes of pancreatitis seen.

### SPLEEN:

Spleen appears normal in size, shape and echotexture.

### PARAAORTIC REGION:

Aorta grossly appears normal. No e/o paraaortic lymphnodes seen.

### KIDNEYS:

Both kidneys appear normal in size, shape, position and echotexture.

Cortex and collecting system of both kidneys appear normal.

No evidence of calculus or obstructive uropathy on either side.

### URINARY BLADDER:

Bladder is distended and appears normal.

No calculus, mass lesion or changes of cystitis is seen.

### UTERUS:

Retroverted, Normal in size, shape and echotexture with empty central uterine cavity.

Cervix appears normal.

No e/o focal SOL. Endometrial thickness is normal.

### OVARIES:

Both adnexal region appear normal.

No e/o adnexal mass lesion seen on either side.

No evidence of free fluid seen in pelvis.

### COMMENTS:

fatty liver

**Dr. Chirag K. Patel**

MBBS-DMPD

Reg. No. G-23509

**Revival Diagnostic**

4th Floor, Aqua Corridor,  
Nr. Star Bazar, Hazira Main Road,  
Adajan, Surat-395009.

No. 97266 736583  
revivaldiagnostics.surat@gmail.com




0261 2747788, 9825947712



4<sup>th</sup> Floor, Aqua Corridor, Hazira Road, Adajan Pal, Surat-395009.



www.revivaldiagnostics.com



## 2D-ECHOCARDIOGRAPHY & COLOR DOPPLER REPORT

Name:	SIDDHI SAHAY	Age/Gender	32Yrs /Female
Referred by.	MEDI WHEEL	Date	25 /02/2023


**INDICATION:** Preventive Health check up

- **CARDIAC CHAMBERS:** **Left Ventricle:** Normal size, **Left Atrium:** Normal size.
- No e/o thrombus in LA/LV.
- **Right Atrium:** Normal size. **Right Ventricle:** Normal size,
- **Normal Right Ventricular function.** (TAPSE=20mm)
- **Normal Left Ventricular systolic function. LVEF = 60%** ,  
No regional wall abnormality. No thinning / scarring / dyskinesia of LV wall.
- **No Concentric Left Ventricular Hypertrophy.** (IVSd= 10 mm),
- **LV Compliance :**  
NO Left Ventricular Diastolic Dysfunction [LVDD].
- **VALVES:**
- Structurally Normal Mitral valve/ Aortic valve/Tricuspid valve/ Pulmonary valve .  
No significant Valvular Stenosis.
- **Doppler findings:** AV max = 1.21 m/s, PV max = 0.91 m/s.  
Trivial MR, Trivial Tricuspid regurgitation.
- **No Pulmonary Arterial Hypertension.** PASP by TRjet vel.method = 23 mmHg.
- **SEPTAE:** IAS / IVS Appear Intact.
- **IVC :** Normal in dimension and shows good inspiratory 13mm collapse.
- **OTHERS:** No e/o Pericardial effusion / vegetation.

### IMPRESSION:

**NORMAL LV SYSTOLIC FUNCTION, LVEF= 60 %, NO RWMA,  
NO LVH , NO LVDD , NO PAH.**

**Revival Diagnostic**  
401, Aqua Corridor,  
B/s. Star Bazar, Surat-395009  
Mo. 91062-28601

  
**DR. ADITYA BORA**  
MBBS,DNB,PGDCC  
PHYSICIAN & CLINICAL  
CARDIOLOGIST



0261 2747788, 9825947712



4<sup>TH</sup> Floor, Aqua Corridor, Hazira Road, Adajan Pal, Surat-395009.



revivaldiagnostics.surat@gmail.com



www.revivaldiagnostics.com





# REVIVAL DIAGNOSTICS

Name	<b>SIDDHI SAHAY</b>	Age/Gender	<b>32Yrs/Female</b>
Reg No.	<b>1751/23</b>	Receipt No	<b>6118</b>
Referred By	<b>BOB - MEDI WHEEL(PKG10000241)</b>	Mode of Payment	<b>CREDIT</b>
Collection Type	<b>CENTER</b>	Collection DateTime	<b>25-Feb-2023 10:04 AM</b>

## ECG

- REPORT :

1. The rhythm is sinus.
2. Heart rate is 77 beats per minute.
3. Normal P,QRS,T wave axis.
4. Normal PR,QRS,Q.T. Duration.
5. No pathological q wave or ST-T changes seen.
6. No evidence of chamber hypertrophy or enlargement seen.

**IMPRESSION : ECG WITHIN NORMAL LIMITS**

**Revival Diagnostic**  
401, Aqua Corridor,  
B/s. Star Bazar, Surat-395009  
Mo. 91062-26001

**DR. ADITYA S. BORA**  
MBBS, DNB, RCDC  
PHYSICIAN & CLINICAL CARDIOLOGIST  
G-54906  
Signature

# REVIVAL DIAGNOSTICS



0261 2747788, 9825947712



4<sup>TH</sup> Floor, Aqua Corridor, Hazira Road, Adajan Pal, Surat-395009.



revivaldiagnostics.surat@gmail.com



www.revivaldiagnostics.com

This Medical Report Is Not Intended For Medico-legal Purposes.  
Laboratory Test Results Are Subject To Technical Limitation And Should  
Be Clinically Correlate For Final Diagnosis

R

NAME : SIDDHI SAHAY  
AGE: 32 YRS / FEMALE  
REF BY: MEDI WHEEL





Name	SIDDHI SAHAY	Age/Gender	32Yrs/Female
Reg No.	1751/23	Receipt No	6118
Referred By	BOB - MEDI WHEEL(PKG10000241)	Mode of Payment	CREDIT
Collection Type	CENTER	Collection DateTime	25-Feb-2023 10:04 AM

### CHEST RADIOGRAPH (PA VIEW)

- Hilar shadows are within normal limits.
- Pulmonary vasculature appears normal.
- Cardiac appears normal in size.
- Both domeh of the diaphragm are smooth.
- Both costophrenic recesses are clear.
- Both lung fields appear normal.
- Visualized bones and soft tissue shadows appear normal.

IMPRESSION: NORMAL STUDY.

DR.CHIRAG K PATEL  
RADIOLOGIST

REVIVAL  
DIAGNOSTICS

**Dr. Chirag K. Patel.**  
MBBS-DMPD  
Reg. No. G-23509  
*Signature*  
**Revival Diagnostics**  
4th Floor, Aqua Corridor,  
Nr. Star Bazar, Hazira Main Road,  
Adajan, Surat-395009.  
Mo. 97266 726683



0261 2747788, 9825947712



4<sup>TH</sup> Floor, Aqua Corridor, Hazira Road, Adajan Pal, Surat-395009.



revivaldiagnostics.surat@gmail.com



www.revivaldiagnostics.com

This Medical Report Is Not Intended For Medico-legal Purposes.  
Laboratory Test Results Are Subject To Technical Limitation And Should  
Be Clinically Correlate For Final Diagnosis