

Fwd: Health Check up Booking Confirmed Request(bobE28538),Package Code-PKG10000283, Beneficiary Code-77641

1 message

Sat, Mar 11, 2023 at 9:23 AM

DIVYA KANNAN <DIVYA.KANNAN@bankofbaroda.com>
To: "adityalabponda@gmail.com" <adityalabponda@gmail.com>

Get Outlook for Android

From: Mediawheel <wellness@mediawheel.in>
Sent: Tuesday, March 7, 2023 12:31:45 PM
To: DIVYA KANNAN <DIVYA.KANNAN@bankofbaroda.com>
Cc: mediawheelwellness@gmail.com <mediawheelwellness@gmail.com>
Subject: Health Check up Booking Confirmed Request(bobE28538),Package Code-PKG10000283, Beneficiary Code-77641

**सावधान: यह मेल बैंक डोमेन के बाहर से आया है. अगर आप प्रेषक को नहीं जानते तो मेल में दी गयी लिंक पर क्लिक न करें या अटैचमेंट न खोलें
**CAUTION: THIS MAIL IS ORIGINATED FROM OUTSIDE OF THE BANK'S DOMAIN. DO NOT CLICK ON LINKS OR OPEN ATTACHMENTS UNLESS YOU KNOW THE SENDER.



011-41195959
Email:wellness@mediawheel.in

Dear MS. KANNAN DIVYA,
Please find the confirmation for following request.

Booking Date : 08-02-2023
Package Name : Medi-Wheel Full Body Health Checkup Female Below 40/Pap Smear
Name of Diagnostic/Hospital : Savakar Hospital
Address of Diagnostic/Hospital : Warkhandem, Ponda -403401
Contact Details : 9323939048
City : North Goa
State : Goa
Pincode : 403401
Appointment Date : 11-03-2023
Confirmation Status : Confirmed
Preferred Time : 8:00am-9:00am
Comment : APPOINTMENT TIME 8:30AM

Instructions to undergo Health Check:



- 1. Please ensure you are on complete fasting for 10-To-12-Hours prior to check.
- 2. During fasting time do not take any kind of medication, alcohol, cigarettes, tobacco or any other liquids (except Water) in the morning.
- 3. Bring urine sample in a container if possible (containers are available at the Health Check centre).
- 4. Please bring all your medical prescriptions and previous health medical records with you.
- 5. Kindly inform the health check reception in case if you have a history of diabetes and cardiac problems.

For Women:

- 1. Pregnant Women or those suspecting are advised not to undergo any X-Ray test.
- 2. It is advisable not to undergo any Health Check during menstrual cycle.

Request you to reach half an hour before the scheduled time.
In case of further assistance, Please reach out to Team Mediawheel.

© 2023 Mediawheel HealthCare Limited



अस्वीकरण

अपेक्षित प्राप्तकर्ताओं के उपयोग के लिए है और इसमें ऐसी सामग्री हो सकती है जो कंपनी की गोपनीय और निजी सूचना हो. दूसरों द्वारा इसमें कोई भी संशोधन या इसे आधार बनाना या इस संदेश की कितनी भी या सभी सामग्री को कॉपी करना या वितरित करना या अपेक्षित उपयोग पूरी तरह से वर्जित है. यदि आप अपेक्षित प्राप्तकर्ता नहीं हैं, तो कृपया ईमेल द्वारा संबंधित प्रेषक से संपर्क करें और सभी प्रतियां हटा दें. इस संबंध में आवश्यक सहयोग आभारनीय है.
This email (including any attachments) is intended for the sole use of the intended recipient/s and may contain material that is CONFIDENTIAL AND PRIVATE COMPANY INFORMATION. Any review or reliance by others or copying or distribution or forwarding of any or all of the contents in this message is STRICTLY PROHIBITED. If you are not the intended recipient, please contact the sender by email and delete all copies. your cooperation in this regard is appreciated.

 **இந்திய அரசாங்கம்**
Government of India


திவ்யா கண்ணன்
Divya Kannan
தந்தை : கண்ணன்
Father : Kannan
பிறந்த நாள் / DOB : 05/07/1995
பெண்பால் / Female



4931 4789 3672

ஆதார் - சாதாரண மனிதனின் அதிகாரம்

 **இந்திய ஒன்றிய அரசாங்கம் ஆளுகையுள்ள அமைப்பு**
Unique Identification Authority of India

ஆதார்
முகவரி:
D/O: கண்ணன், 165,
விடிவெள்ளிநகர், பொம்மிடி,
அஞ்சல், பொம்மிடி, பொம்மிடி,
தருமபுரி, தமிழ் நாடு, 635301


Address:
D/O: Kannan, 165,
VIDIVELLINAGAR, BOMMIDI
POST, Bommidi, Bommidi,
Dharmapuri, Tamil Nadu, 635301

4931 4789 3672

 1947
1800 300 1947

 help@uidai.gov.in

 www
www.uidai.gov.in



कूट क्र. | E.C No. **184304**

नाम | Name **Divya Kannan**



पदनाम | Desi. **Officer**

धारक के हस्ताक्षर | Signature of Holder

19/08/2022

जारी करने की तारीख

Date of Issue

Signature

जारीकर्ता प्राधिकारी

Issuing Authority

पहचान पत्र खोने, चोरी या क्षति होने पर धारक इसके लिए जिम्मेदार होगा

पहचान पत्र खाने की सूचना तुरन्त पुलिस एवं पुलिस कार्यालय या बैंक की नजदीकी शाखा को दे

गिम्बल - पर, निम्नलिखित को लौटाएं बैंक प्रोफ वहीटा कॉम्प्लेक्स सेंटर

C-26, G-Block, Bandra-Kurla Complex, Bandra (पूर्व), मुंबई - 400 051, भारत.
फोन 5888 5007

Holder will be held responsible for any loss, theft or damage.

Loss must be reported immediately to police and parent/nearest bank office

If found, please return to
Bank of Baroda Corporate Centre
C-26, G-Block, Bandra-Kurla
Complex, Bandra (East), Mumbai -
400 051, India
Phone 5888 5007

रक्त समूह | Blood Group **B+ve**

सम्पर्क टेलिफोन नं.

Phone : 022 26552617 (O)



SAVAIKAR HOSPITAL & LAPAROSCOPY CENTRE



Warkhandem, Ponda, Goa 403 401

Hosp. Reg. No. T/0/412

Tel. No. 2312603, 2319202 OPD.: 2311031 Fax No. 2319870

website : www.savaikarhospital.com

email : drsavaikar@gmail.com

॥ अस्मिन्सुखं चरन्ति ॥

Patient : MISS. DIVYA KANNAN

UHID No : SHLC/28279

Ref.by : DR.MASTER HEALTH CHECK-UP

Bill No : 8450

Age/Sex : 27/Female

Date : 11.03.2023

Print Date : 11.03.2023 09:02:23 PM

HAEMATOLOGY REPORT

CBC

Test Done

Observed values

Ref. Range

HAEMOGLOBIN (HB)

13.0 g/dl

M: 13.5 - 19.5 g/dl, F: 11.5 - 16.5 g/dl

TOTAL WBC COUNT

5,700 Cells/cu mm

4,000-10,500 /cu mm

DIFFERENTIAL COUNT

STAB CELLS (IMMATURE NEUTROPHILS)

02 %

0 - 5 %

NEUTROPHILS

56 %

40 - 70 %

LYMPHOCYTES

38 %

20 - 45 %

EOSINOPHILS

02 %

1 - 4 %

MONOCYTES

02 %

2 - 8 %

BASOPHILS

00 %

0 - 1 %

PLATELETS

2,86,000 /cu mm

1,50,000 - 4,00,000 /cu mm

RBC COUNT

4.75 millions/cu mm

4.5 - 6.5 / cu mm

HCT

37.6 %

40 to 54 %

ESR

18 mm/hr

0 - 20 mm/hr

..... End of Report


CHECKED BY

LAB TECHNICIAN

DR. MRS. USHA V. PRIOLKAR

M.B.B.S., M.D.

Consultant Pathologist





SAVAIKAR HOSPITAL & LAPAROSCOPY CENTRE

Warkhandem, Ponda, Goa 403 401

Hosp. Reg. No. T/0/412

Tel. No. 2312603, 2319202 OPD.: 2311031 Fax No. 2319870

website : www.savaikarhospital.com

email : drsavaikar@gmail.com



॥ अस्मिन्सुखं कर्तव्यम् ॥



Patient : MISS. DIVYA KANNAN

UHID No : SHLC/28279

Ref.by : DR.MASTER HEALTH CHECK-UP

Bill No : 8450

Age/Sex : 27/Female

Date : 11.03.2023

Print Date : 11.03.2023 09:04:27 PM

<u>Test Done</u>	<u>Observed values</u>	<u>Ref. Range</u>
<u>FASTING BLOOD SUGAR</u>		
FASTING BLOOD SUGAR	98.0 mg/dl	60 to 110
<u>BLOOD SUGAR POST PRANDIAL</u>		
BLOOD SUGAR POST PRANDIAL	129.4 mg/dl	70 to 150 mg/dl
<u>HBA1C</u>		
HBA1C	5.07 %	Normal 0.0-6.0% Good Control 6.0-7.0% Fair Control 7.0-8.0% Poor Control 8.0-10.0% Unsatisfactory c


<u>Test Done</u>	<u>Observed values</u>	<u>Ref. Range</u>
<u>HBA1C</u>		
Mean Blood Glucose	98.79 mg%	100-140

..... End of Report

CHECKED BY
[Signature]
LAB TECHNICIAN

[Signature]

DR. MRS. USHA V. PRIOLKAR
M.B.B.S., M.D.
Consultant Pathologist



The Hospital for perfect health



SAVAIKAR HOSPITAL & LAPAROSCOPY CENTRE



Warkhandem, Ponda, Goa 403 401

Hosp. Reg. No. T/0/412

Tel. No. 2312603, 2319202 OPD.: 2311031 Fax No. 2319870

website : www.savaikarhospital.com

email : drsavaikar@gmail.com



Patient : MISS. DIVYA KANNAN

Age/Sex : 27/Female

UHID No : SHLC/28279

Date : 11.03.2023

Ref.by : DR.MASTER HEALTH CHECK-UP

Bill No : 8450

Print Date : 11.03.2023 09:06:08 PM

BIOCHEMISTRY REPORT

<u>Test Done</u>	<u>Observed values</u>	<u>Ref. Range</u>
<u>LIVER FUNCTION TEST WITH PROTEINS</u>		
SGOT	17.5 U/L	5 - 40
SGPT	18.3 U/L	7 - 50
<u>BILIRUBIN</u>		
TOTAL	0.77 mg/dl	0.1 - 1.2
DIRECT	0.30 mg/dl	0.058 - 0.3
INDIRECT	0.47 mg/dl	0.2 - 0.7
ALKALINE PHOSPHATASE	68.1 U/L	53 - 128
<u>SERUM PROTEIN</u>		
TOTAL PROTEINS	7.30 gms %	6.0 - 8.5
ALBUMIN	3.99 gms %	3.2 - 5.5
GLOBULIN	3.31 gms %	2.1 - 3.3
A:G RATIO	1.20	1.5 - 2.1:1

..... End of Report

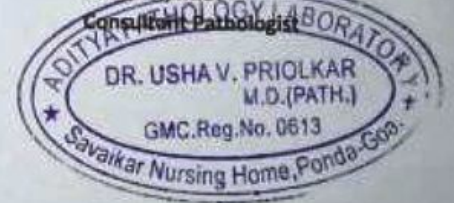
CHECKED BY

LAB TECHNICIAN

DR. MRS. USHA V. PRIOLKAR

M.B.B.S., M.D.

Consultant Pathologist



DR. USHA V. PRIOLKAR
M.D.(PATH.)

GMC.Reg.No. 0613

Savaikar Nursing Home, Ponda-Goa.

The Hospital for perfect health



SAVAIKAR HOSPITAL & LAPAROSCOPY CENTRE



Warkhandem, Ponda, Goa 403 401

Hosp. Reg. No. T/0/412

Tel. No. 2312603, 2319202 OPD.: 2311031 Fax No. 2319870

website : www.savaikarhospital.com

email : drsavaikar@gmail.com



Patient : MISS. DIVYA KANNAN

Age/Sex : 27/Female

UHID No : SHLC/28279

Date : 11.03.2023

Ref.by : DR.MASTER HEALTH CHECK-UP

Bill No : 8450

Print Date : 11.03.2023 09:08:35 PM

<u>Test Done</u>	<u>Observed values</u>	<u>Ref. Range</u>
BLOOD GROUP RH TYPING		
BLOOD GROUP RH TYPING	' B ' Rh Positive	

BIOCHEMISTRY REPORT

<u>Test Done</u>	<u>Observed values</u>	<u>Ref. Range</u>
RENAL FUNCTION TEST		
Blood Urea	22.9 mg/dl	15.0 - 40.0
BUN	10.69 mg/dl	5.0 - 21.0
CREATININE	0.83 mg/dl	0.5 - 1.5
URIC ACID	5.9 mg/dl	Male : 3.5 - 7.2, Female : 2.5 - 6.2


<u>Test Done</u>	<u>Observed values</u>	<u>Ref. Range</u>
GAMMA GT (GGT)		
GAMMA GT (GGT)	20.1 U/L	M - <49, F - <32

..... End of Report

CHECKED BY

LAB TECHNICIAN

DR. MRS. USHA V. PRIOLKAR
M.B.B.S., M.D.
Consultant Pathologist





SAVAIKAR HOSPITAL & LAPAROSCOPY CENTRE



Warkhandem, Ponda, Goa 403 401

Hosp. Reg. No. T/0/412

Tel. No. 2312603, 2319202 OPD.: 2311031 Fax No. 2319870

website : www.savaikarhospital.com

email : drsavaikar@gmail.com

Patient : MISS. DIVYA KANNAN

Age/Sex : 27/Female

UHID No : SHLC/28279

Date : 11.03.2023

Ref.by : DR.MASTER HEALTH CHECK-UP

Bill No : 8450

Print Date : 11.03.2023 09:10:24 PM

BIOCHEMISTRY REPORT

<u>Test Done</u>	<u>Observed values</u>	<u>Ref. Range</u>
LIPID PROFILE		
SERUM CHOLESTEROL	212.0 mg/dl	130 to 240 mg/dl
HDL CHOLESTEROL	52.9 mg/dl	M:35-80,F:42-88
SERUM TRIGLYCERIDES	96.5 mg/dl	0 to 200
VLDL CHOLESTEROL	19.30 mg/dl	0 - 35
LDL CHOLESTEROL	139.80 mg/dl	0 - 160
LDL/HDL CHOLESTROL (R)	2.64	0.0 - 4.0
TOTAL CHOL / HDL CHO	4.01	0.0 - 4.5

..... End of Report

CHECKED BY

LAB TECHNICIAN

DR. MRS. USHA V. PRIOLKAR
M.B.B.S., M.D.
Consultant Pathologist





SAVAIKAR HOSPITAL & LAPAROSCOPY CENTRE



Warkhandem, Ponda, Goa 403 401

Hosp. Reg. No. T/0/412

Tel. No. 2312603, 2319202 OPD.: 2311031 Fax No. 2319870

website : www.savaikarhospital.com

email : drsavaikar@gmail.com

Patient : MISS. DIVYA KANNAN

Age/Sex : 27/Female

UHID No : SHLC/28279

Date : 11.03.2023

Ref.by : DR.MASTER HEALTH CHECK-UP

Bill No : 8450

Print Date : 11.03.2023 09:03:31 PM

CLINICAL PATHOLOGY REPORT

<u>Test Done</u>	<u>Observed values</u>	<u>Ref. Range</u>
<u>URINE ROUTINE</u>		
<u>PHYSICAL EXAMINATION</u>		
Colour	Pale Yellow	
Odour	Fainty Aromatic	
Appearance	Clear	
<u>CHEMICAL EXAMINATION</u>		
Reaction	6.0	5.5 - 7.5
Specific Gravity	1.015	1.010 - 1.025
Deposit	Absent	
Protein	Absent	
Sugar	Absent	
<u>MICROSCOPIC EXAMINATION</u>		
Pus Cells	3-4 /hpf	0 - 5 hpf
Epithelial Cells	2-3 /hpf	
RBC's	Nil /hpf	0 - 2hpf

..... End of Report

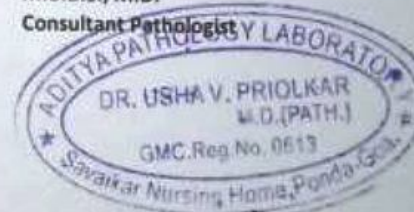
CHECKED BY

LAB TECHNICIAN

DR. MRS. USHA V. PRIOLKAR

M.B.B.S., M.D.

Consultant Pathologist



The Hospital for perfect health



Use a QR Code Scanner Application To Scan the Code

CID : 2307020954
 Name : MS.DIVYA KANNAN
 Age / Gender : 27 Years / Female
 Consulting Dr. : MEGHA SAVAIKAR
 Reg. Location : Margao, South Goa

Collected : 11-Mar-2023 / 12:15
 Reported : 11-Mar-2023 / 17:48

THYROID FUNCTION TEST

<u>PARAMETER</u>	<u>RESULTS</u>	<u>BIOLOGICAL REF RANGE</u>	<u>METHOD</u>
Total T3, Serum	1.9	1.3-3.1 nmol/l	ECLIA
NOTE: The unbound fraction of total T3 concentrations, free triiodothyronine (FT3) is metabolically active hence, more than measuring total T3 as altered levels of total T3 occur due to changes in T3 binding proteins, especially TBG as in case of normal pregnancy and steroid therapy.			
Total T4, Serum	106.6	66-181 nmol/l	ECLIA
NOTE: T4 circulates in the blood as an equilibrium mixture of free and protein bound hormone. FT4 is a better indicator of thyroid hormone action than Total T4 because it is not affected by changes in Thyroxine Binding Globulin (TBG) or other Thyroxine Binding Proteins like in illness, drug intake or pregnancy.			
sensitiveTSH, Serum	2.67	0.35-5.5 microIU/ml First Trimester:0.1-2.5 Second Trimester:0.2-3.0 Third Trimester:0.3-3.0	ECLIA



Use a QR Code Scanner Application To Scan the Code

CID : 2307020954
Name : MS. DIVYA KANNAN
Age / Gender : 27 Years / Female
Consulting Dr. : MEGHA SAVAIKAR
Reg. Location : Margao, South Goa

Collected : 11-Mar-2023 / 12:15
Reported : 11-Mar-2023 / 17:48

RR
EE
PP
OO
RR
TT

Interpretation:

A thyroid panel is used to evaluate thyroid function and/or help diagnose various thyroid disorders.

Clinical Significance:

1) TSH Values between high abnormal upto 15 microU/ml should be correlated clinically or repeat the test with new sample as physiological factors can give falsely high TSH.

2) TSH values may be transiently altered because of non thyroidal illness like severe infections, liver disease, renal and heart severe burns, trauma and surgery etc.

TSH	FT4 / T4	FT3 / T3	Interpretation
High	Normal	Normal	Subclinical hypothyroidism, poor compliance with thyroxine, drugs like amiodarone, Recovery phase of non-thyroidal illness, TSH Resistance.
High	Low	Low	Hypothyroidism, Autoimmune thyroiditis, post radio iodine Rx, post thyroidectomy, Anti thyroid drugs, tyrosin kinase inhibitors & amiodarone, amyloid deposits in thyroid, thyroid tumors & congenital hypothyroidism.
Low	High	High	Hyperthyroidism, Graves disease, toxic multinodular goiter, toxic adenoma, excess iodine or thyroxine intake pregnancy related (hyperemesis gravidarum, hydatiform mole)
Low	Normal	Normal	Subclinical Hyperthyroidism, recent Rx for Hyperthyroidism, drugs like steroids & dopamine), Non thyroidal illness.
Low	Low	Low	Central Hypothyroidism, Non Thyroidal Illness, Recent Rx for Hyperthyroidism.
High	High	High	Interfering anti TPO antibodies, Drug interference: Amiodarone, Heparin, Beta Blockers, steroids & anti epileptics.

Diurnal Variation: TSH follows a diurnal rhythm and is at maximum between 2 am and 4 am, and is at a minimum between 6 pm and 10 pm. The variation is on the order of 50 to 206%. Biological variation: 19.7% (with in subject variation)

Reflex Tests: Anti thyroid Antibodies, USG Thyroid, TSH receptor Antibody, Thyroglobulin, Calcitonin

Limitations:

1. Samples should not be taken from patients receiving therapy with high biotin doses (i.e. >5 mg/day) until atleast 8 hours following the last biotin administration.
2. Patient samples may contain heterophilic antibodies that could react in immunoassays to give falsely elevated or depressed results. this assay is designed to minimize interference from heterophilic antibodies.

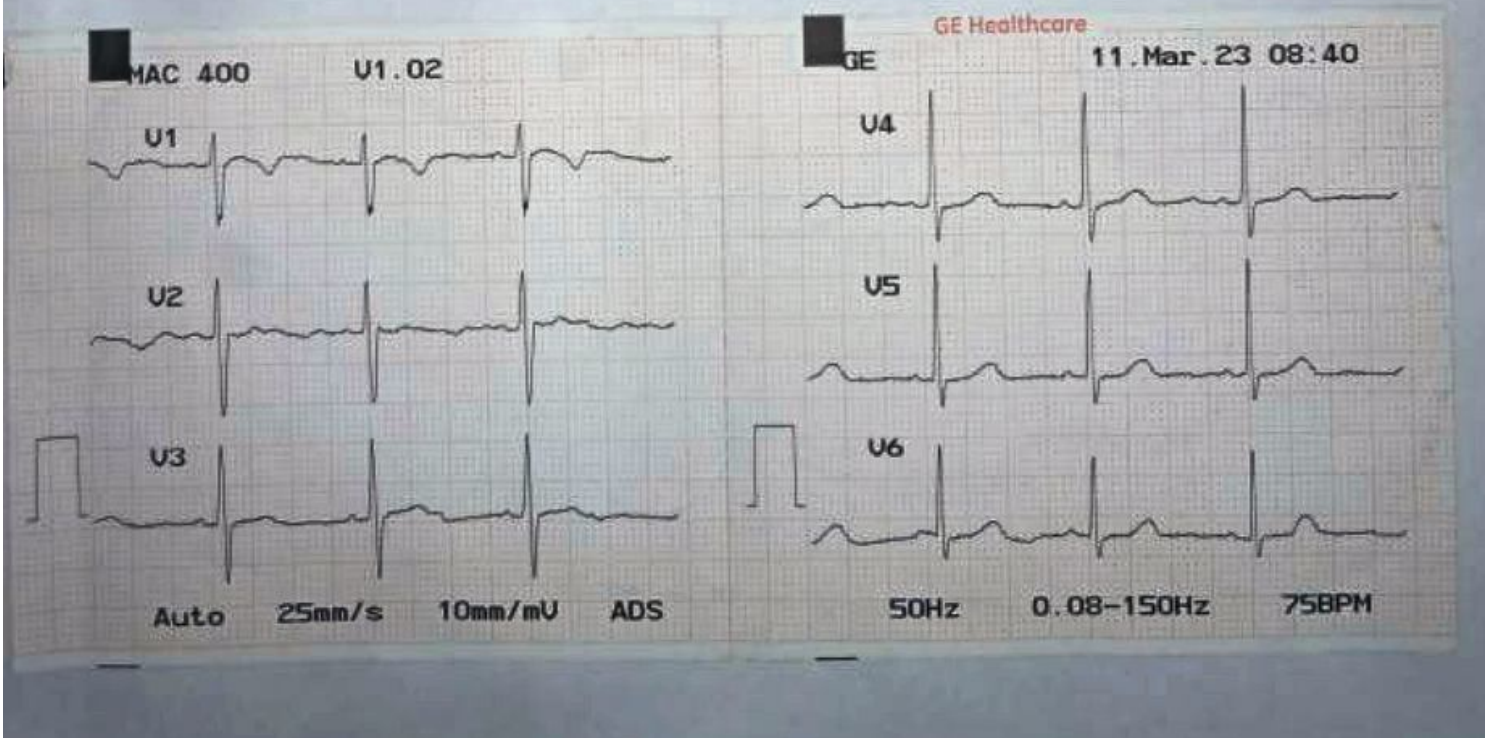
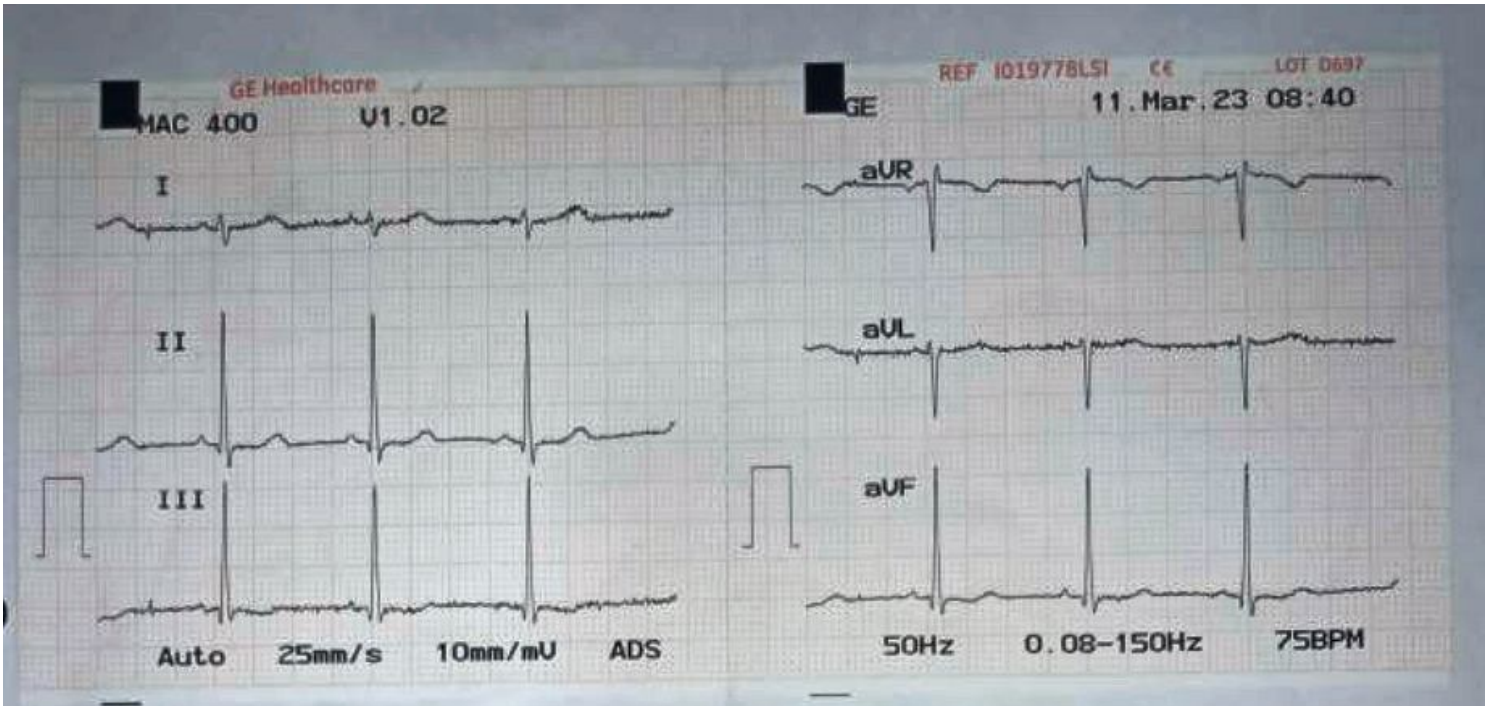
Reference:

1. O.koulouri et al. / Best Practice and Research clinical Endocrinology and Metabolism 27(2013)
2. Interpretation of the thyroid function tests, Dayan et al. THE LANCET. Vol 357
3. Tietz, Text Book of Clinical Chemistry and Molecular Biology -5th Edition
4. Biological Variation: From principles to Practice-Callum G Fraser (AACC Press)

*Sample processed at SUBURBAN DIAGNOSTICS (INDIA) PVT. LTD Goa Lab, Margao
*** End Of Report ***



Dr. Vineeth Nair
Dr. VINEETH NAIR
M.D. (PATH)
Pathologist



Divya kannan

274/f

11/3/23

ECG Within Normal Limits



Dr. (Mrs.) Lalana V. Bakhale
M.D. (B.O.P.) Reg. No. 0020
Consultant Physician
Ponda-Goa



Divya kannan - 27/f.

11/03/2022

Normal chamber Dimensions.

Good systolic function

small w ef = 61%.


- All values are structurally normal.
- No pericardial effusion

cd: No MR.

No AR.

Minimal TR.

EPASP = 17 mmHg.


Dr. R. Sankar.





NAME: DIVYA KANNAN
REF BY: HEALTH CHECK UP
DATE: 11/03/2023

RADIOGRAPH OF THE CHEST-PA VIEW

The trachea is central
The lung fields are clear
Both CP angles are clear
Cardiothoracic ratio is within normal limits
The rib cage is normal
Both the diaphragm contours are normal

OPINION- NORMAL STUDY

With warm regards.

Dr. RESHMA DALVI
M.D, D.N.B (RADIO-DIAGNOSIS)





SAVAIKAR HOSPITAL & LAPAROSCOPY CENTRE

Warkhandem, Ponda, Goa 403 401

Hosp. Reg. No. T/0/412

Tel. No. 2312603, 2319202 OPD.: 2311031 Fax No. 2319870

website : www.savaikarhospital.com

email : drsavaikar@gmail.com



॥ अस्मिन्मन्त्रे ॥

NAME: DIVYA KANNAN
HEALTH CHECK UP
DATE: 11/03/2023

SONOMAMMOGRAPHY- SCREENING

Breast parenchyma- FIBROGLANDULAR

RIGHT- no abnormality seen

LEFT- 9x6 mm ovoid lesion at 12 o'clock -? Fibroadenoma

With warm regards.

DR. RESHMA DALVI
M.D., D.N.B {RADIOLOGIST}

Dr. Reshma Dalvi
M.D., D.N.B {RADIOLOGIST}
Reg. No. 0885



NAME: DIVYA KANNAN

HEALTH CHECK UP

DATE: 11/03/2023

ABDOMINO-PELVIC ULTRASONOGRAPHY

Real time USG of the abdomen and pelvis was performed.

The **LIVER** – normal .

The **GALL BLADDER** – normal

PANCREAS-grossly normal

SPLEEN – normal .

Both kidneys are normal in size, position and contour

RIGHT KIDNEY- no calculus or hydronephrosis

LEFT KIDNEY- 4 mm lower pole calculus . No hydronephrosis .

The **URINARY BLADDER** – normal

Uterus and ovaries are normal

There is no free fluid in the abdomen or pelvis.

OPINION: 1. Small left renal calculus

With warm regards.


DR. RESHMA DALVI
M.D., D.N.B. (RADIO-DIAGNOSIS)

Dr. Reshma Dalvi
M.D. (RADIO-DIAGNOSIS)
Reg. No. 2319870



SAVAIKAR HOSPITAL & LAPAROSCOPY CENTRE



Warkhandem, Ponda, Goa 403 401

Hosp. Reg. No. T/0/412

Tel. No. 2312603, 2319202 OPD.: 2311031 Fax No. 2319870

website : www.savaikarhospital.com

email : drsavaikar@gmail.com

॥ आरोग्यम् भवति ॥

Date:- 11/3/23

NAME:- Divya K Kannan

AGE:- 27

SEX:- Female

COMPANY NAME :- Bank of Baroda

OPHTHALMIC EXAMINATION:

VISION	DISTANT		NEAR	
	RIGHT	LEFT	RIGHT	LEFT
VISUAL ACUITY				
WITH SPECTS	6/12	6/6	N/6	N/6
WITHOUT SPECTS	6/6	6/6	N/6	N/6
COLOUR VISION	Normal			
SIGNS OF NIGHT BLINDNESS:- Yes / No <input checked="" type="checkbox"/>			PHORIAS :- Nil	

SIGNATURE OF THE EMPLOYEE



The Hospital for perfect health



SAVAIKAR HOSPITAL & LAPAROSCOPY CENTRE



Warkhandem, Ponda, Goa 403 401

Hosp. Reg. No. T/0/412

Tel. No. 2312603, 2319202 OPD.: 2311031 Fax No. 2319870

website : www.savaikarhospital.com

email : drsavaikar@gmail.com

Gynec Checkup - 11.3.2023

Name: Divya Kannan - 27F unmarried

Complaints: Nil.

Menstrual cycles Regular

LLT: 46 kg. LMP: 6-3-23 - 3-4 days / 30 days

O/E. P/S. . up. ex healthy.

• Blood Tinge discharge

IF ex. - Bimanual

Normal -

no pain

Gynaecological check up - normal

discharge healthy.

4 PAV smears obtained.

Dr. S. V. SAVAIKAR

M.B.B.S. M.D. (GYN)

OBST & Gyn. Reg. No. 6031

The Hospital for perfect health Savaikar Hospital & Laparoscopy Centre
Ponda-Goa 403 401

**DR. NETRAVALKAR'S
ASHWINI PATHOLOGY LABORATORY**

(For all Investigation in Histopathology, Cytopathology, Haematology, Clinical Pathology, Microbiology & Hormonal Chemistry)

Consultant Pathologist : **Dr. Prasad Netravalkar** MBBS, MD. (Path) BOM

(HOME COLLECTION FACILITY AVAILABLE)

Panaji : 1st, Floor, Rizvi Sadan, Above Saroj Emporium, Near Inox Theatre, Opp. Municipal Market, Panaji.
Ph.: 2229142, 8407912840, 8390242524

E-mail: ashwinilabpanaji@gmail.com, drprasadnetravalkar@gmail.com

Mapusa : F8, Ramchandra Chambers, 1st Floor, Mapusa Clinic Road, Mapusa - Bardez, Goa. Ph.: 2252320, 2250709

Sanquelim : 1st floor, Shanta Commercial Complex, Sanquelim - Goa. Ph.: 2364524, 9119574524

Patients Name : Divya Kannan 27/F ,

Date : 14/03/2023

Ref. by Dr : C/o Savaikar Hospital

CYTOPATHOLOGY REPORT

Specimen Sent : Pap Smears. -

Report : Pap smears show moderate sheets of superficial epithelial cells, few sheets of intermediate epithelial cells and occasional groups of endocervical epithelial cells.

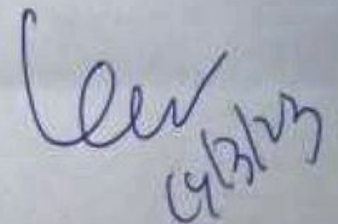
The epithelial cells show normal nucleus:cytoplasm ratio. Their nuclear chromatin is regular and well scattered.

Occasional neutrophils & Dod .Bacilli are seen in background.

No fungi or protozoa seen.

No evidence of dysplasia or malignancy seen.

Opinion : Pap smears show no significant pathology.



Pathologist

Dr. Prasad Netravalkar
MBBS, MD (Bom)
GMC Reg. No. 1294

We Care

Diagnostic facilities under one roof in Panaji centre - Lab, ultrasound, X-ray, SPO, Tumor marker

Divya Kannan
27

Normal Diet

Early Morning:- Water → 1 glass

Early Morning:- Oats Porridge → 1 Bowl

●
or
Roti → 1-2 nos.
Veg Sabzi → 1 cup

Lunch:- Rice → 1/2 bowl
Min Veg Curry / Dal / Egg Curry → 1 cup
Salad → 1 cup

Teatime:- Tea → 1 cup.
● Any fruit + 5 Almonds.

Dinner:- Brown Bread → 2-3 nos.
Egg Omelette or Veg Curry or fish Curry.
(2 nos) (1 cup)



Savaikar Hospital Health Check Summary

Date :- 11/03/23 .

Name :- Divya Kannan

Age :- 27 yrs .

Sex :- Female .

Address :-

Cont. No. :-

Past History:-

Obstetric History:-

Menstrual History:-

LMP- 6/3/23 .

Personal History:-

NAD .

Family History:- Father - piles

On Examination:-

CVS :- S₁, S₂ heard

R/S :- clear

CNS :- Conscious & Alert .

P/A :- Soft & non-tender .

Lab Investigations:-

Significant Findings:-

Resting ECG :-



Ultrasound: -

- 1. Small left renal calculus.

X-Ray:-

Summary:-

Advice:-

1.

**Dr.(Mrs.) Lalana Bakhale
M.B.B.S. , M.D.**

